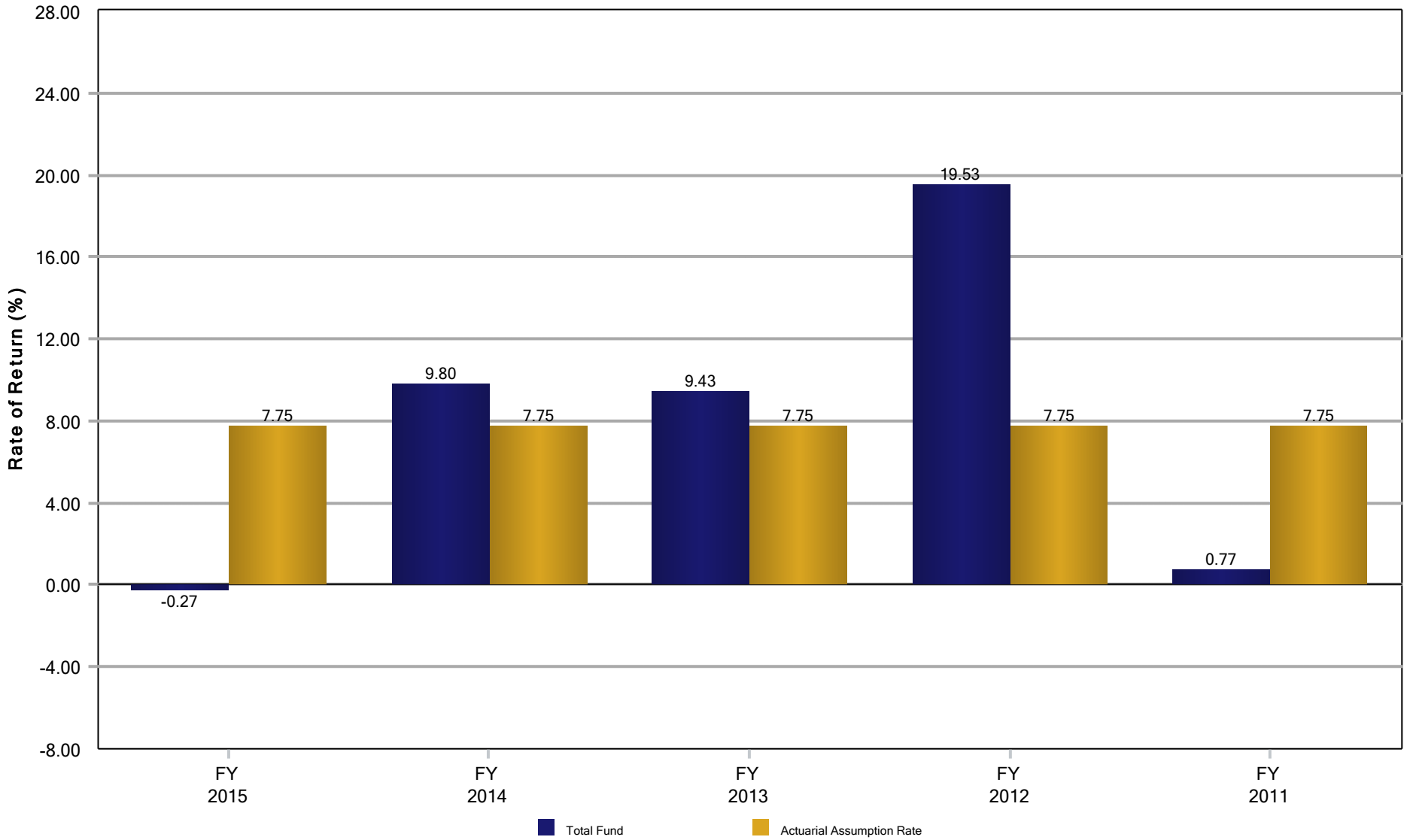


Greater Naples Fire Rescue District Firefighters Pension Plan
Fiscal Year Rates of Return
September 30, 2015

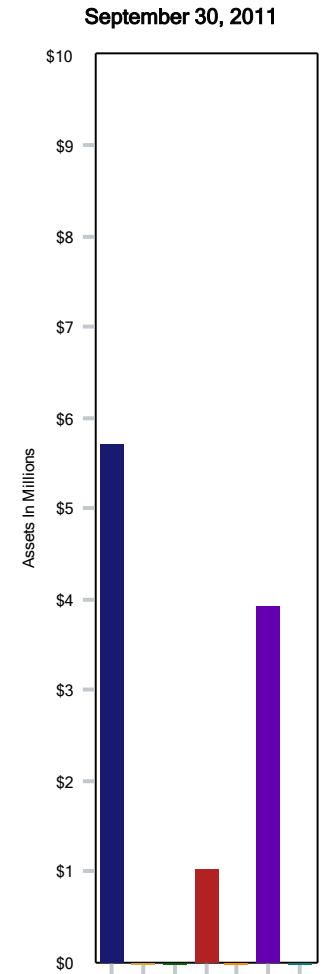
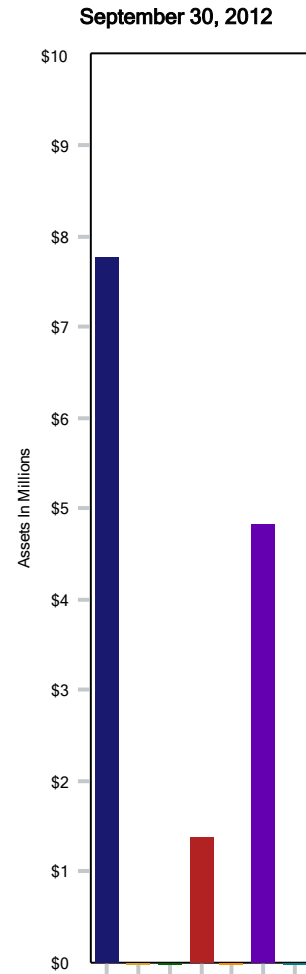
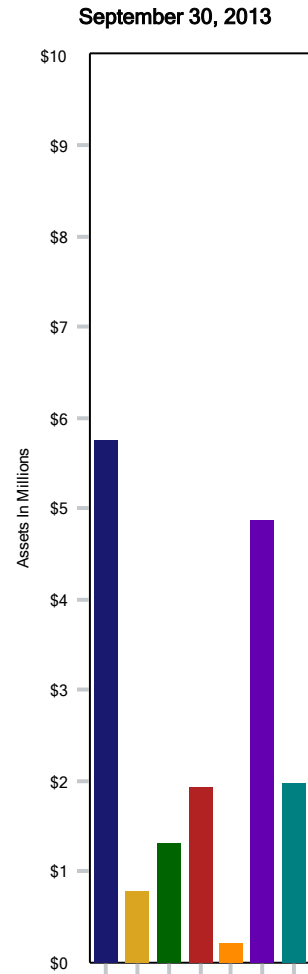
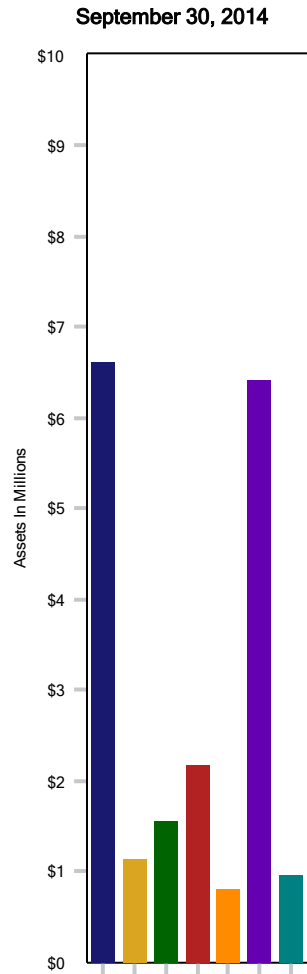
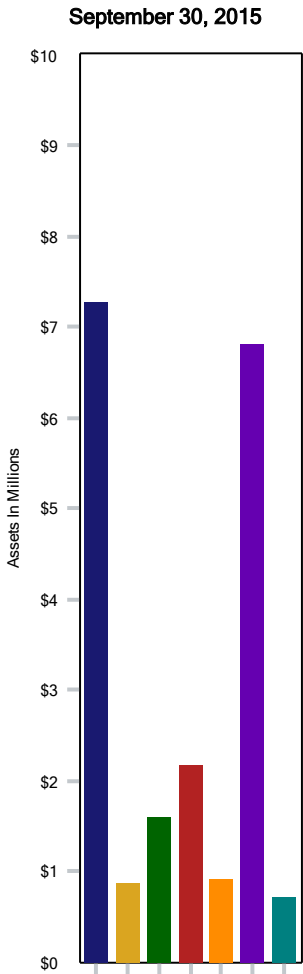


Disclosure: Actuarial assumption rate as of 9/30/2015. Past performance is not indicative of future results.

Greater Naples Fire Rescue District Firefighters Pension Plan

Asset Allocation

September 30, 2015



■ Domestic Equity	35.71
■ MLPs	4.27
■ Convertibles	7.82
■ International Equity	10.70
■ Private Real Estate	4.50
■ Fixed Income	33.44
■ Cash	3.56

■ Domestic Equity	33.59
■ MLPs	5.76
■ Convertibles	7.93
■ International Equity	11.09
■ Private Real Estate	4.14
■ Fixed Income	32.59
■ Cash	4.91

■ Domestic Equity	34.08
■ MLPs	4.66
■ Convertibles	7.78
■ International Equity	11.50
■ Private Real Estate	1.35
■ Fixed Income	28.95
■ Cash	11.69

■ Domestic Equity	55.62
■ MLPs	0.00
■ Convertibles	0.00
■ International Equity	9.83
■ Private Real Estate	0.00
■ Fixed Income	34.55
■ Cash	0.00

■ Domestic Equity	53.46
■ MLPs	0.00
■ Convertibles	0.00
■ International Equity	9.63
■ Private Real Estate	0.00
■ Fixed Income	36.91
■ Cash	0.00