



AGENDA
GREATER NAPLES FIRE RESCUE DISTRICT
BOARD OF FIRE COMMISSIONERS MEETING
February 12, 2019

I. Meeting Opened

- A. Pledge of Allegiance and Invocation
- B. Line of Duty Deaths Reading and Moment of Silence
- C. Approval, Additions and Deletions to the Agenda
- D. Approval of the GNFD Board Minutes for January 8, 2019 1 - 4
- E. Consent Agenda
All matters listed under this item are considered routine and action will be taken by one motion without separate discussion of each item; if discussion is desired by a member of the Board, that item(s) will be removed from the Consent Agenda and considered separately.
 - 1. Treasurer Report - Director Bishop 5 – 19
 - 2. Disposition of Fixed Asset 19-002- Deputy Chief Martin 20
- F. Awards and Recognition
 - 1. 20 Year Service Award: Driver Engineer Michael Reeve
 - 2. 15 Year Service Award: Administrative Assistant Susan Morris
 - 3. Promotion to Full Time Employment - Firefighters: Nathan Pratt, Damon Fleming, Dakota Gutierrez, Jose Alvarado, Shabree Finger, Spenser Kehoe, Gary Yelinek, Levi Conroy, and Adam Smith
 - 4. Probation Completed: Firefighter Aaron Borowski
 - 5. Introduction of New Hires: Full Time Firefighters: Zolan Henderson, Steve Lawrence, David Ramis, Ryan Rogula, and Reginald Roseme'
Part Time Firefighters: Demetrius Williams, Dylan Kelly, Cory Hogue, William Wilkie, Hanna Hullibarger, Victoria Trapani, Aaron Arts-Kottke, Billy Cipriano and Mark Gonzalez
- G. Fire Chief's District Report - Chief Schuldt 21 - 37
- H. Chapter 175 Firefighters' Pension Plan
Next Quarterly Meeting: Friday - February 15, 2019, 9:00am at District Headquarters
- I. Local 2396 Report – President Kevin Nelmes

II. OLD BUSINESS

- A. Closed Door Attorney-Client Session - Rey Velazquez ** Time Specific 6:00pm**
- B. AIW- Ochopee Management/Merger Discussion – Commissioner Henning 38
- C. Emergency Services Task Force Meeting - Commissioner Gerrity
 - 1. AIW- Request for Board Direction Regarding District Merger 39



AGENDA
GREATER NAPLES FIRE RESCUE DISTRICT
BOARD OF FIRE COMMISSIONERS MEETING
February 12, 2019

III. NEW BUSINESS

- A. AIW- 4711 Outer Drive Amendment to Listing Agreement- Director Bishop 40 - 41
- B. AIW- Resolution 2019-01 Adoption of the National Incident Management System- Director Bishop 42 - 47
- C. Public Comment on items not listed on the Agenda
- D. Comments by Commissioners

IV. ADJOURNMENT

Next Regular BOFC Meeting Tuesday, March 12, 2019



**MINUTES
GREATER NAPLES FIRE RESCUE DISTRICT
BOARD OF FIRE COMMISSIONERS MEETING
January 8, 2019**

I. MEETING OPENED

Chairman Henning called to order the regular meeting of the Greater Naples Fire Rescue District's Board of Fire Commissioners meeting at 5:30pm., on January 8, 2019 at Administrative Headquarters. Present were Commissioners Henning, Page, Cottiers, Gerrity, and Stedman. Executive Staff in attendance: Fire Chief Kingman Schuldt, Deputy Chiefs Martin, and McLaughlin, and Director Bishop. Staff in attendance: Suanne Woeste and Nicole Chessier. Public in attendance: Kevin Nelmes, Chris Tobin, Matt Trent, Jeremy Morgan, George Danz, Jim Overman, Annette K., Chris Thornton, Jim Burke, Steve Gifford, Jay Roth, Justin Beasley, Khrist Klock, Sal D'Angelo and Jarett Cotter. Others were in attendance but did not sign in.

A. Pledge of Allegiance and Invocation

Chairman Henning opened the meeting with the Pledge of Allegiance followed by the invocation by Commissioner Gerrity.

B. Line of Duty Deaths Reading and Moment of Silence

Chief Schuldt reported there were a total of 3 firefighter fatalities for the month of December, bringing the total for 2018 to 83, followed by a moment of silence.

C. Approval, Additions and Deletions to the Agenda

Commissioner Stedman moved to approve the Agenda as presented. Commissioner Page seconded. Motion passed 5-0.

D. Approval of the GNFD Board Minutes for December 8, 2018

Commissioner Gerrity moved to approve the December 8, 2018 minutes as presented. Commissioner Cottiers seconded the motion. Chairman Henning requested his statement under Agenda I, be corrected to read ... "announce the *termination* of the..." Commissioner Gerrity amended his motion to include correction. Commissioner Cottiers seconded. Motion passed 5-0.

E. Consent Agenda

Commissioner Stedman moved to approve the consent agenda as presented. Commissioner Cottiers seconded the motion. Motion passed 5-0.

1. Treasurer's Report – Director Bishop
2. Capri Community, Inc. Thank You Letter

F. Awards and Recognition

Chief Schuldt recognized the following employees:

- Lieutenant Jeremy Morgan – 15 Year Service Award
- Lieutenant John Taylor – Eagle Award

G. Fire Chief's Report

Chief Schuldt presented report as submitted and added the following:

- Thank you to staff and community members who helped make GNFF's 2018 Toy Command a success. A record number of children (over 1,100) in Collier County were provided with gifts for the Holiday Season.



**MINUTES
GREATER NAPLES FIRE RESCUE DISTRICT
BOARD OF FIRE COMMISSIONERS MEETING
January 8, 2019**

- 14 new firefighters (5 full time and 9 part-time) started employment with GNFD 1/7/2019. Orientation training is anticipated to take four weeks with a transition to shift anticipated in mid-February.
- Congratulations to new Local 2396 Union President Kevin Nelmes and Vice President Joey Brown. The District and new Union Leadership has already met to discuss a pathway to enhanced labor management cooperation.

H. Chapter 175 Firefighters' Pension Plan
No Report Presented

I. Local 2396 Report – President Kevin Nelmes

- Immediately after election, steps were taken to move forward as a Union and to transitions Leadership. We will be growing some committees and reformulating other with the true intent to move forward.
- Looking forward to working with management and available to meet with the Chief individually to ensure a pathway to enhanced labor management cooperation.

II. OLD BUSINESS

A. Emergency Services Task Force Merger Presentation – Deputy Chief Martin

- Chief Schuldt presented the background information on Greater Naples Fire District (GNFD) movement towards a merger with North Collier Fire District (NCFD). Most recently the Emergency Service Task Force requested a merger update from the GNFD and NCFD fire districts staff. A PowerPoint presentation with an overview was presented at the December 2018 ESTF meeting.
- Deputy Chief Martin and NCFD's Director D'Angelo presented the PowerPoint presentation from the December 2018 ESTF meeting. NCFD will also see the presentation at their January BOFC meeting.
- Commissioner Gerrity stated we need to give staff direction. Does the Board want to continue working towards a consolidation with NCFD or not?
- Commissioner Page stated we need to pursue the Ochopee District merger ahead of anything we do with NCFD. After unsuccessfully trying to meet with NCFD, he'd like to wait and see how they address the question of having a referendum ready for 2020/2022. Commissioners Stedman and Cottiers agreed.
- Chairman Henning stated next meeting we should have a formal vote to give staff direction to work on Ochopee merger or continue working with ESTF and NCFD.

B. Attorney Request – Rey Velazquez *Time Specific 6:00pm*

Director Bishop advised District's Counsel Rey Velazquez is on the phone. Attorney Velazquez stated pursuant to section 286.011(8) Florida Statutes, I am advising the governing Board that I desire advice, regarding settlement negotiations strategy in the matter of Christian Tobin, Matthew Trent, Jeff Davenport, Andy Krajewski, Corey Nelson and Forrest Campbell v. Greater Naples Fire Rescue District, Middle District Court, Civil Action No. 2:18-cv-00616-UA-MRM. The subject matter shall be confined to the pending litigation. I'm requesting the session be held Tuesday February 12, 2019 time specific of 6:00 pm. *Commissioner Gerrity made a motion to have a closed-door attorney-client session February 12, 2019, time specific 6:00pm. Commissioner Cottiers seconded. Motion passed 5-0.*



MINUTES
GREATER NAPLES FIRE RESCUE DISTRICT
BOARD OF FIRE COMMISSIONERS MEETING
January 8, 2019

III. NEW BUSINESS

A. AIW – Impact Fee Purchase Authorization – Deputy Chief McLaughlin

Commissioner Gerrity made a motion to approve staff's recommendation to release \$264,278 from the Impact Budget for the purchase of equipment as specified. Commissioner Stedman seconded.

Commissioner Cottiers questioned if this purchase will bring everything up to date? Deputy Chief McLaughlin responded no we would be about 75% complete. Another \$148,000 or so is needed to bring all apparatus up to commonality. Approximate cost to just fix and replace non-working out dated parts would be around \$75,000. Commissioner Cottiers asked why not fix all now? Chief Schuldt responded this is what we feel comfortable using out of the Impact Budget.

Chairman Henning called the question. Motion passed 5-0.

B. Discharge of Fire Arms in Golden Gate Estates

Commissioner Gerrity presented the Board a handout on EPA Regulations on Outdoor Shooting Ranges. He requested the Board send the County Commission a letter supporting their efforts, for the State to provide regulations on back yard shooting ranges. Chairman Henning agreed and added it needs to be made a legislative priority to change the law. *Commissioner Gerrity made a motion for staff to develop a letter (for the Chairman to sign), to the County Commissioners, expressing our support to persuade the State to regulate backyard shooting ranges. Seconded by Commissioner Stedman. Motion passed 5-0.*

- Golden Gate Estates resident Milton L. asked how changes would affect local residents who currently follow the regulations and take proper precautions. Chairman Henning stated the law applies to everyone, the Board voted on seeking stricter regulations; not totally prohibiting shooting ranges.

C. Storm Shutter

Chief Schuldt present background information on firefighters being hampered while battling fires involving homes with hurricane storm shutter in place. The blocked windows and doors impede firefighting operations, limit the ability to adequately ventilate a structure, and prohibit safe evacuation of trapped victims. It is a life safety issue. Chief Schuldt requested authorization from the Board to bring this issue to the attention of County staff and request the Board of County Commissioner adopt a County-wide Ordinance outlining requirements for the use of storm shutters: deployment, duration, and removal. Chairman Henning stated at the recent County Board meeting the Board gave staff direction to reach out to the local Fire Chiefs and get recommendations and input on the storm shutter issues. The Board supported Chief Schuldt's position on storm shutters and agreed it's best to get ahead of the situation for life safety reasons.

D. Public Comment

E. Comments by Commissioners

None



MINUTES
GREATER NAPLES FIRE RESCUE DISTRICT
BOARD OF FIRE COMMISSIONERS MEETING
January 8, 2019

IV. ADJOURNMENT

Meeting Adjourned 6:35pm.

Duly passed with a vote of _____ to _____ and adopted in session on the 12th day of February 2019.

Chairman Tom Henning

Commissioner David Stedman

Commissioner Charles Cottiers

Commissioner Jeff Page

Commissioner Kevin Gerrity

Balance Sheet
As of 1/31/2019

Greater Naples Fire Rescue District (GNF)

Assets

CASH IN BANK

10100-001-0000-001	GENERAL FUND CASH ACCOUNT - GNFRD	\$	16,937,864.95	
10100-001-0000-002	PAYROLL - GNFRD	\$	273,661.23	
10100-001-0000-003	DENTAL ACCOUNT (GNFRD)	\$	91,891.51	
10100-001-0000-004	HEALTH FUND (GNFRD)	\$	87,018.92	
10100-001-0000-005	UHC - MEDICARE - GNFRD	\$	61,704.82	
10100-001-0015-000	DEBT SERVICE RESERVE FUND	\$	706,964.59	
10100-001-0200-000	FIRST FLORIDA INTEGRITY BANK	\$	2,069,939.75	

Total CASH IN BANK: \$ 20,229,045.77

ACCOUNTS RECEIVABLE

11500-001-0001-000	COLLIER COUNTY RECEIVABLE	\$	18,974.67	
11500-001-0002-000	FF SUPPLEMENTAL INCOME REC.	\$	14,952.73	
11500-001-0003-000	EMPLOYEE RECEIVABLE	\$	9,435.58	
11500-001-0007-000	MISCELLANEOUS RECEIVABLE	\$	40,099.14	
11500-001-0008-000	MISC. RECEIVABLE- PREVENTION	\$	35,235.00	
11500-001-0009-000	COLLIER COUNTY RECEIVABLE	\$	449.94	
11500-001-0011-000	RETURNED CHECKS	\$	160.00	
11500-001-0013-000	FALSE ALARM RECEIVABLE	\$	2,735.43	

Total ACCOUNTS RECEIVABLE: \$ 122,042.49

DUE FROM OTHER FUNDS

13300-001-0000-001	DUE FROM M63	\$	227,204.44	
--------------------	--------------	----	------------	--

Total DUE FROM OTHER FUNDS: \$ 227,204.44

PROPERTY HELD FOR SALE

15000-001-0000-000	PROPERTY HELD FOR SALE	\$	1,000,000.00	
--------------------	------------------------	----	--------------	--

Total PROPERTY HELD FOR SALE: \$ 1,000,000.00

PREPAID

15500-001-0001-000	PREPAID INSURANCE	\$	34,725.82	
15500-001-0004-000	DEPOSIT IN ZENNITH FOR GRIT CLAIMS	\$	20,732.79	

Total PREPAID: \$ 55,458.61

Total Assets: \$ 21,633,751.31

Liabilities

VOUCHER PAYABLE

20100-001-0000-002	AFLAC - PRE TAX	\$	-0.02	
20100-001-0000-009	EE ELECTIVE LIFE INS - STANDARD INS	\$	-981.91	
20100-001-0000-010	EE CONTRIBUTION TO FRS	\$	-0.02	
20100-001-0000-013	FSA CONTRIBUTION	\$	5,977.44	
20100-001-0000-019	DISTRICT 457 MATCH	\$	1,800.00	
20100-001-0000-022	FSA Contributions from Prior Year	\$	1,384.71	
20100-001-0000-023	UNION LOANS TO EMPLOYEES	\$	31.80	

Total VOUCHER PAYABLE: \$ 8,212.00

OTHER CURRENT LIABILITIES

22900-001-0001-000	GRIT BANKRUPTCY DISPURSEMENT	\$	32,404.42	
--------------------	------------------------------	----	-----------	--

Total OTHER CURRENT LIABILITIES: \$ 32,404.42

Total Liabilities: \$ 40,616.42

Equity

PREPAID EXPENSES

27300-000-0000-001	PREPAID EXPENSES	\$	146,811.56	
27300-000-0000-002	LAND HELD FOR SALE	\$	1,000,000.00	

Total PREPAID EXPENSES: \$ 1,146,811.56

Run Date: 2/8/2019 10:37:01AM

Page: 1

G/L Date: 1/31/2019

Balance Sheet
As of 1/31/2019

Greater Naples Fire Rescue District (GNF)

FUND BALANCE			
28100-001-0000-000	FUND BALANCE - RESTRICTED	\$	697,321.00
28300-001-0000-000	FUND BALANCE ASSIGNED	\$	3,160,440.00
28400-001-0000-000	FUND BALANCE - UNASSIGNED	\$	2,262,553.32
28400-001-0000-002	FUND BALANCE CURRENT YEAR	\$	-1,014,481.70
28400-001-0000-002	Retained Earnings-Current Year	\$	15,340,490.71
	Total FUND BALANCE:		\$ 20,446,323.33
	Total Equity:		\$ 21,593,134.89
	Total Liabilities & Equity:		\$ 21,633,751.31

GNFRD INCOME STATEMENT
For The 4 Periods Ended 1/31/2019

Greater Naples Fire Rescue District (GNF)

		Period to Date	%	ORIGINAL PTD Budget	%	Year to Date	%	ORIGINAL Annual Budget	%
Revenue									
TAXES									
31100-001-0000-001	AD VALOREM	1,693,679.27	82.70	2,298,707.00	84.17	24,700,675.81	92.25	27,584,484.00	84.17
31100-001-0000-002	PRIOR YEAR TAXES	3,865.11	0.19	40,829.50	1.49	5,113.21	0.02	489,954.00	1.49
31100-001-0000-003	WARRANT DISTRIBUTIONS	278.42	0.01	200.00	0.01	642.84	0.00	2,400.00	0.01
31100-001-0000-004	COUNTY HELD DISTRIBUTIONS	-22.78	0.00	12.50	0.00	96.96	0.00	150.00	0.00
31100-001-0000-005	AD VALOREM INTEREST	10,043.84	0.49	125.00	0.00	10,074.44	0.04	1,500.00	0.00
31100-001-0000-007	EXCESS FEES	0.00	0.00	8,333.33	0.31	702,925.88	2.63	100,000.00	0.31
31100-001-2060-012	AD VALOREM - OCHOPEE	218,707.77	10.68	107,107.75	3.92	412,699.62	1.54	1,285,293.00	3.92
31100-001-2060-013	OCHOPEE MANAGEMENT FEE	0.00	0.00	47,091.67	1.72	565,100.00	2.11	565,100.00	1.72
Total TAXES:		1,926,551.63	94.07	2,502,406.75	91.63	26,397,328.76	98.59	30,028,881.00	91.63
INSPECTION FEES NEW									
32901-001-0000-010	INSPECTION FEES NEW CONSTRUCTI	53,509.91	2.61	42,437.92	1.55	167,715.26	0.63	509,255.00	1.55
32901-001-0000-011	INSP/RE-INSP FEES NEW CONST. - TIM	600.00	0.03	833.33	0.03	2,775.00	0.01	10,000.00	0.03
32901-001-0000-012	RE-INSPECTION - NEW	10,225.00	0.50	3,541.67	0.13	21,300.00	0.08	42,500.00	0.13
32901-001-0000-014	KEY BOX INSPECTION - NEW	0.00	0.00	83.33	0.00	0.00	0.00	1,000.00	0.00
32901-001-0000-015	HYDRANT THRUST BLOCK	1,000.00	0.05	375.00	0.01	3,950.00	0.01	4,500.00	0.01
32901-001-0000-016	HYDRANT THRUST BLOCK RE-INSP	0.00	0.00	41.67	0.00	500.00	0.00	500.00	0.00
32901-001-0000-017	FIRE FLOWS	2,650.00	0.13	1,708.33	0.06	10,300.00	0.04	20,500.00	0.06
32901-001-0000-018	FIRE FLOW RE-INSPECTION	600.00	0.03	75.00	0.00	1,200.00	0.00	900.00	0.00
32901-001-2060-000	INSPECTION FEES NEW - OCHOPEE	0.00	0.00	250.00	0.01	2,726.75	0.01	3,000.00	0.01
Total INSPECTION FEES NEW:		68,584.91	3.35	49,346.25	1.81	210,467.01	0.79	592,155.00	1.81
INSPECTION FEES EXISTING									
32910-001-1000-110	INSP. FEES EXISTING - TIMED	0.00	0.00	62.50	0.00	450.00	0.00	750.00	0.00
32910-001-1000-111	OCCUPATIONAL INSPECTION	1,950.00	0.10	2,000.00	0.07	9,150.00	0.03	24,000.00	0.07
32910-001-1000-112	RE-INSPECTION FEES - EXISTING	0.00	0.00	125.00	0.00	50.00	0.00	1,500.00	0.00
32910-001-1000-113	INSPECTION FEES 0 - 3,000 SQ FT EXIS	700.00	0.03	416.67	0.02	1,550.00	0.01	5,000.00	0.02
32910-001-1000-114	INSPECTION FEES 3,001 - 30,000 SQ FT	100.00	0.00	250.00	0.01	500.00	0.00	3,000.00	0.01
32910-001-1000-115	INSPECTION FEES 30,001 - 100,000 SQ	650.00	0.03	295.83	0.01	3,510.00	0.01	3,550.00	0.01
32910-001-1000-116	INSPECTION FEES OVER 100,000 SQ F	1,900.00	0.09	500.00	0.02	3,350.00	0.01	6,000.00	0.02
32910-001-1000-117	KEY BOX INSPECTIONS - EXISTING	0.00	0.00	20.83	0.00	0.00	0.00	250.00	0.00
32910-001-1000-119	INSP. FEES APARTMENT/CONDO 4 BUI	0.00	0.00	0.00	0.00	300.00	0.00	0.00	0.00
Total INSPECTION FEES EXISTING:		5,300.00	0.26	3,670.83	0.13	18,860.00	0.07	44,050.00	0.13
FEDERAL GRANTS									
33100-001-0000-201	FEDERAL GRANTS APPLIED FOR	0.00	0.00	16,696.83	0.61	0.00	0.00	200,362.00	0.61
33100-001-0000-210	FEDERAL GRANTS- FEMA	0.00	0.00	100,502.50	3.68	0.00	0.00	1,206,030.00	3.68
Total FEDERAL GRANTS:		0.00	0.00	117,199.33	4.29	0.00	0.00	1,406,392.00	4.29

Run Date: 2/8/2019 10:36:00AM
G/L Date: 1/31/2019

Page: 1

GNFRD INCOME STATEMENT
For The 4 Periods Ended 1/31/2019

Greater Naples Fire Rescue District (GNF)

		Period to Date	%	ORIGINAL PTD Budget	%	Year to Date	%	ORIGINAL Annual Budget	%
FIREFIGHTERS SUPPLEMENT INCOME									
33500-001-0000-210	FIREFIGHTER SUPPLEMENTAL INCOMI	0.00	0.00	5,080.00	0.19	0.00	0.00	60,960.00	0.19
33500-001-0000-290	MARC UNIT - STATE OF FLORIDA	0.00	0.00	7,067.08	0.26	0.00	0.00	84,805.00	0.26
Total FIREFIGHTERS SUPPLEMENT INCOME:		0.00	0.00	12,147.08	0.44	0.00	0.00	145,765.00	0.44
FIRE & LIFE SAFETY CHARGES & FEES									
34200-001-0000-202	REIMBURSEMENT FOR OT	4,850.00	0.24	500.00	0.02	6,050.00	0.02	6,000.00	0.02
34200-001-0000-203	FALSE ALARMS	3,950.00	0.19	2,500.00	0.09	24,900.00	0.09	30,000.00	0.09
34200-001-0000-204	FIRE WATCH	0.00	0.00	208.33	0.01	0.00	0.00	2,500.00	0.01
34200-001-0000-206	ISO LETTERS	25.00	0.00	25.00	0.00	150.00	0.00	300.00	0.00
34200-001-0000-207	KEY BOXES SOLD	0.00	0.00	25.00	0.00	0.00	0.00	300.00	0.00
34200-001-0000-208	DUPLICATE NOC'S	30.00	0.00	41.67	0.00	255.00	0.00	500.00	0.00
34200-001-0000-209	DEFICIENCY REVIEWS	700.00	0.03	187.50	0.01	1,100.00	0.00	2,250.00	0.01
34200-001-0000-210	VARIANCE REQUESTS	300.00	0.01	250.00	0.01	800.00	0.00	3,000.00	0.01
34200-001-0000-211	FIRE WORK PERMITS	0.00	0.00	83.33	0.00	300.00	0.00	1,000.00	0.00
34200-001-0000-212	TRAINING DONE BY F & L SAFETY	0.00	0.00	25.00	0.00	210.00	0.00	300.00	0.00
34200-001-0000-904	SPECIAL EVENT INSPECTION FEES	150.00	0.01	41.67	0.00	1,050.00	0.00	500.00	0.00
34200-001-0000-905	OTHER F & L MISC. INCOME	350.00	0.02	166.67	0.01	1,100.00	0.00	2,000.00	0.01
Total FIRE & LIFE SAFETY CHARGES & FEES:		10,355.00	0.51	4,054.17	0.15	35,915.00	0.13	48,650.00	0.15
INTEREST EARNINGS									
36100-001-0000-001	INTEREST EARNINGS	16,555.11	0.81	4,620.00	0.17	37,729.89	0.14	55,440.00	0.17
Total INTEREST EARNINGS:		16,555.11	0.81	4,620.00	0.17	37,729.89	0.14	55,440.00	0.17
RENTALS & LEASES									
36200-001-0000-002	CELL TOWER LEASE CONTRACT	3,331.12	0.16	7,500.00	0.27	13,134.73	0.05	90,000.00	0.27
36200-001-0000-003	PUBLIC SAFETY - STATION 21	677.36	0.03	600.00	0.02	2,413.71	0.01	7,200.00	0.02
36200-001-0000-004	PUBLIC SAFETY - STATION 22	449.94	0.02	344.00	0.01	1,935.54	0.01	4,128.00	0.01
36200-001-0000-005	PUBLIC SAAFETY - STATION 23	300.00	0.01	600.00	0.02	1,200.00	0.00	7,200.00	0.02
36200-001-0000-006	PUBLIC SAFETY - STATION 20	749.69	0.04	750.00	0.03	3,440.42	0.01	9,000.00	0.03
Total RENTALS & LEASES:		5,508.11	0.27	9,794.00	0.36	22,124.40	0.08	117,528.00	0.36
DISPOSITION OF FIXED ASSETS									
36400-001-0000-001	DISPOSITION OF FIXED ASSETS	0.00	0.00	5,000.00	0.18	0.00	0.00	60,000.00	0.18
Total DISPOSITION OF FIXED ASSETS:		0.00	0.00	5,000.00	0.18	0.00	0.00	60,000.00	0.18
CONTRIBUTIONS AND DONATIONS									
36600-001-0000-001	CONTRIBUTIONS AND DONATIONS	0.00	0.00	125.00	0.00	152.00	0.00	1,500.00	0.00
Total CONTRIBUTIONS AND DONATIONS:		0.00	0.00	125.00	0.00	152.00	0.00	1,500.00	0.00
OTHER MISCELLANEOUS INCOME									
36900-001-0000-901	BLS TRAINING	0.00	0.00	20.83	0.00	0.00	0.00	250.00	0.00
36900-001-0000-902	FIRE MARSHALL MOU REIMBURSEMEN	0.00	0.00	3,750.00	0.14	13,193.64	0.05	45,000.00	0.14

Run Date: 2/8/2019 10:36:00AM

Page: 2

G/L Date: 1/31/2019

GNFRD INCOME STATEMENT
For The 4 Periods Ended 1/31/2019

Greater Naples Fire Rescue District (GNF)

		Period to Date	%	ORIGINAL PTD Budget	%	Year to Date	%	ORIGINAL Annual Budget	%
OTHER MISCELLANEOUS INCOME		(Continued)							
36900-001-0000-903	GULF AMERICA CORP (GAC) LAND TRL	0.00	0.00	8,863.58	0.32	0.00	0.00	106,363.00	0.32
36900-001-0000-904	SHOP REVENUE	14,876.12	0.73	7,083.33	0.26	37,555.26	0.14	85,000.00	0.26
36900-001-0000-906	OTHER MISC. INCOME	0.00	0.00	41.67	0.00	0.58	0.00	500.00	0.00
36900-001-0000-907	FLORIDA DEPT OF CORRECTIONS	0.00	0.00	64.42	0.00	0.00	0.00	773.00	0.00
36900-001-2010-052	REVENUE FF FELLOWSHIP	0.00	0.00	0.00	0.00	972.35	0.00	0.00	0.00
36900-001-4010-046	VEHICLE REPAIR INSURANCE REIM.	250.00	0.01	2,916.67	0.11	1,692.41	0.01	35,000.00	0.11
Total OTHER MISCELLANEOUS INCOME:		15,126.12	0.74	22,740.50	0.83	53,414.24	0.20	272,886.00	0.83
Total Revenue:		2,047,980.88	100.00	2,731,103.91	100.00	26,775,991.30	100.00	32,773,247.00	100.00
Gross Profit:		2,047,980.88	100.00	2,731,103.91	100.00	26,775,991.30	100.00	32,773,247.00	100.00
Expenses									
LEGISLATIVE SALARIES									
51100-001-0000-011	LEGISLATIVE SALARIES (COMMISSION	0.00	0.00	2,708.33	0.10	12,000.00	0.04	32,500.00	0.10
Total LEGISLATIVE SALARIES:		0.00	0.00	2,708.33	0.10	12,000.00	0.04	32,500.00	0.10
EXECUTIVE SALARIES & WAGES									
51200-001-0000-011	EXECUTIVE SALARIES	114,094.70	5.57	139,472.00	5.11	532,415.40	1.99	1,673,664.00	5.11
51200-001-0000-012	EXECUTIVE 175 PENSION CONTRACTU	390.96	0.02	395.83	0.01	1,763.49	0.01	4,750.00	0.01
Total EXECUTIVE SALARIES & WAGES:		114,485.66	5.59	139,867.83	5.12	534,178.89	1.99	1,678,414.00	5.12
ADMINISTRATIVE SALARIES									
51300-001-1000-012	SALARIES - NON BARGAINING (ADMIN,:	76,926.32	3.76	92,198.92	3.38	352,430.71	1.32	1,106,387.00	3.38
51300-001-1000-014	OVERTIME (NON-BARGAINING)	12,049.96	0.59	6,250.00	0.23	43,155.60	0.16	75,000.00	0.23
Total ADMINISTRATIVE SALARIES:		88,976.28	4.34	98,448.92	3.60	395,586.31	1.48	1,181,387.00	3.60
BARGAINING UNIT SHIFT SALARIES & WAGES									
51310-001-2000-012	BARGAINING UNIT SALARIES - SHIFT	827,822.78	40.42	902,158.67	33.03	3,731,455.25	13.94	10,825,904.00	33.03
51310-001-2000-013	FIREFIGHTERS - PART TIME	19,390.71	0.95	10,416.67	0.38	58,380.71	0.22	125,000.00	0.38
51310-001-2000-014	OVERTIME - SHIFT	137,997.22	6.74	146,062.50	5.35	790,183.15	2.95	1,752,750.00	5.35
51310-001-2050-012	SAFER GRANT SALARIES -FF	38,502.52	1.88	87,500.00	3.20	38,502.52	0.14	1,050,000.00	3.20
51310-001-2050-014	SAFER GRANT OVERTIME - FF	2,484.72	0.12	4,167.00	0.15	2,484.72	0.01	50,000.00	0.15
51310-001-2063-012	BARGAINING UNIT SHIFT MM63	-122,606.51	-5.99	0.00	0.00	-304,829.42	-1.14	0.00	0.00
Total BARGAINING UNIT SHIFT SALARIES & WAGES:		903,591.44	44.12	1,150,304.84	42.12	4,316,176.93	16.12	13,803,654.00	42.12
BARGAINING UNIT - NON SHIFT									
51320-001-3000-012	SALARIES - FIRE & LIFE SAFETY	60,310.40	2.94	61,296.67	2.24	270,349.60	1.01	735,560.00	2.24
51320-001-3000-014	OVERTIME FIRE & LIFE SAFETY	10,326.85	0.50	10,416.67	0.38	16,586.44	0.06	125,000.00	0.38
Total BARGAINING UNIT - NON SHIFT:		70,637.25	3.45	71,713.34	2.63	286,936.04	1.07	860,560.00	2.63
EARNINGS OTHER									
51330-001-9000-011	DISPLACEMENT PAY	0.00	0.00	12.50	0.00	26.90	0.00	150.00	0.00

Run Date: 2/8/2019 10:36:00AM
G/L Date: 1/31/2019

Page: 3

GNFRD INCOME STATEMENT
For The 4 Periods Ended 1/31/2019

Greater Naples Fire Rescue District (GNF)

		Period to Date	%	ORIGINAL PTD Budget	%	Year to Date	%	ORIGINAL Annual Budget	%
		(Continued)							
EARNINGS OTHER									
51330-001-9000-013	HOLIDAY	2,700.00	0.13	18,750.00	0.69	7,218.24	0.03	225,000.00	0.69
51330-001-9000-014	VACATION	0.00	0.00	10,000.00	0.37	0.00	0.00	120,000.00	0.37
51330-001-9000-015	SICK TIME	0.00	0.00	21,666.67	0.79	25.94	0.00	260,000.00	0.79
51330-001-9000-016	457 CONTRACTUAL	384.62	0.02	408.33	0.01	1,730.79	0.01	4,900.00	0.01
51330-001-9010-011	LIFE INSURANCE OVER \$50,000	0.00	0.00	0.00	0.00	5,186.00	0.02	0.00	0.00
51330-001-9010-012	LIFE INSURANCE OVER \$50,000	0.00	0.00	0.00	0.00	-5,186.00	-0.02	0.00	0.00
51330-001-9011-012	CLOTHING ALLOWANCE	1,400.00	0.07	116.67	0.00	1,400.00	0.01	1,400.00	0.00
51330-001-9012-011	DISABILITY BENEFITS	12,638.64	0.62	0.00	0.00	53,789.68	0.20	0.00	0.00
51330-001-9012-012	NET DISABILITY BENEFITS	-12,638.64	-0.62	0.00	0.00	-53,789.68	-0.20	0.00	0.00
Total EARNINGS OTHER:		4,484.62	0.22	50,954.17	1.87	10,401.87	0.04	611,450.00	1.87
DEBT SERVICE									
51700-001-0000-071	DEBT SERVICE - PRINCIPAL PAYMENT	349.88	0.02	50,601.17	1.85	353,134.36	1.32	607,214.00	1.85
51700-001-0000-072	DEBT SERVICE - INTEREST PAYMENT	0.00	0.00	6,333.33	0.23	88,737.24	0.33	76,000.00	0.23
Total DEBT SERVICE:		349.88	0.02	56,934.50	2.08	441,871.60	1.65	683,214.00	2.08
FICA TAXES									
52201-001-0000-011	ER SS TAXES	151,978.40	7.42	106,250.00	3.89	426,774.21	1.59	1,275,000.00	3.89
Total FICA TAXES:		151,978.40	7.42	106,250.00	3.89	426,774.21	1.59	1,275,000.00	3.89
RETIREMENT CONTRIBUTIONS									
52202-001-0010-022	FRS CONTRIBUTIONS	336,754.14	16.44	211,350.83	7.74	975,664.54	3.64	2,536,210.00	7.74
52202-001-0011-022	175 RETIREMENT PLAN CONTRIBUTION	45,853.56	2.24	45,769.33	1.68	114,528.87	0.43	549,232.00	1.68
52202-001-0012-022	NATIONWIDE RETIREMENT PLAN	4,972.97	0.24	4,166.67	0.15	15,163.71	0.06	50,000.00	0.15
52202-001-0013-022	DISTRICT DEF COMP MATCH	3,600.00	0.18	1,950.00	0.07	9,900.00	0.04	23,400.00	0.07
Total RETIREMENT CONTRIBUTIONS:		391,180.67	19.10	263,236.83	9.64	1,115,257.12	4.17	3,158,842.00	9.64
LIFE AND HEALTH INSURANCE									
52205-001-0010-023	INS BENEFITS FIXED - DENTAL	15,665.35	0.76	1,277.83	0.05	19,299.28	0.07	15,334.00	0.05
52205-001-0011-023	INSURANCE BENEFITS FIXED - LIFE INS	3,893.29	0.19	3,776.83	0.14	19,111.37	0.07	45,322.00	0.14
52205-001-0012-023	INS BENEFITS FIXED - MEDICAL	260,019.57	12.70	243,205.25	8.91	1,311,224.19	4.90	2,918,463.00	8.91
52205-001-0013-023	INS BENEFITS FIXED - STD/LTD	9,080.65	0.44	8,592.67	0.31	44,485.81	0.17	103,112.00	0.31
52205-001-0014-023	INS BENEFITS FIXED - VISION	2,448.72	0.12	2,814.00	0.10	9,175.01	0.03	33,768.00	0.10
52205-001-0015-023	INS BENEFITS - DENTAL CLAIMS	-100.00	0.00	12,333.33	0.45	32,685.87	0.12	148,000.00	0.45
52205-001-0016-023	INS BENEFITS - MEDICAL HRA	59,056.77	2.88	55,532.58	2.03	243,203.86	0.91	666,391.00	2.03
Total LIFE AND HEALTH INSURANCE:		350,064.35	17.09	327,532.49	11.99	1,679,185.39	6.27	3,930,390.00	11.99
WORKERS COMPENSATION									
52210-001-0010-024	WORKERS COMPENSATION PREMIUM	42,978.25	2.10	42,133.33	1.54	278,612.75	1.04	505,600.00	1.54
52210-001-0011-024	EE WORKERS COMP CHECKS	-6,538.34	-0.32	0.00	0.00	-6,538.34	-0.02	0.00	0.00
52210-001-0012-024	EXPENSES FOR GRIT CLAIMANTS	0.00	0.00	208.33	0.01	202.89	0.00	2,500.00	0.01

Run Date: 2/8/2019 10:36:00AM
 G/L Date: 1/31/2019

Page: 4

GNFRD INCOME STATEMENT
For The 4 Periods Ended 1/31/2019

Greater Naples Fire Rescue District (GNF)

		Period to Date	%	ORIGINAL PTD Budget	%	Year to Date	%	ORIGINAL Annual Budget	%
Total WORKERS COMPENSATION:		36,439.91	1.78	42,341.66	1.55	272,277.30	1.02	508,100.00	1.55
UNEMPLOYMENT COMPENSATION									
52215-001-0000-025	RE-EMPLOYMENT TAX	0.00	0.00	1,000.00	0.04	0.00	0.00	12,000.00	0.04
52215-001-0000-026	POST EMPLOYMENT BENEFITS (PEHP)	0.00	0.00	15,416.67	0.56	200,000.00	0.75	185,000.00	0.56
Total UNEMPLOYMENT COMPENSATION:		0.00	0.00	16,416.67	0.60	200,000.00	0.75	197,000.00	0.60
PROFESSIONAL SERVICES									
52220-001-0000-031	PROFESSIONAL SERVICES	24,892.00	1.22	21,666.67	0.79	122,794.28	0.46	260,000.00	0.79
52220-001-0011-031	CONTRACTUAL SERV - ADV COLLECTC	33,956.00	1.66	45,000.00	1.65	444,797.58	1.66	540,000.00	1.65
52220-001-0012-031	CONTRACTUAL SERV - IMPACT FEE CC	0.00	0.00	1,166.67	0.04	4,599.15	0.02	14,000.00	0.04
52220-001-0013-031	CONTRACTUAL SERV - PROPERTY APF	55,957.14	2.73	14,666.67	0.54	101,322.02	0.38	176,000.00	0.54
52220-001-1000-031	CONTRACTUAL SERV - GENERAL OPEI	14,588.30	0.71	11,488.67	0.42	109,343.61	0.41	137,864.00	0.42
52220-001-2060-031	CONTRACTUAL SERV - OCHOPEE	4,867.15	0.24	1,633.75	0.06	6,416.57	0.02	19,605.00	0.06
52220-001-3000-031	CONTRACTUAL SERV FIRE & LIFE SAFI	2,244.61	0.11	3,316.67	0.12	5,116.70	0.02	39,800.00	0.12
52220-001-4000-031	CONTRACTUAL SERVICES FLEET	0.00	0.00	2,116.67	0.08	0.00	0.00	25,400.00	0.08
52220-001-8000-031	CONTRACTUAL SERV - FACILITEIS/MAI	0.00	0.00	15,715.67	0.58	423.00	0.00	188,588.00	0.58
Total PROFESSIONAL SERVICES:		136,505.20	6.67	116,771.44	4.28	794,812.91	2.97	1,401,257.00	4.28
ACCOUNTING & AUDITING									
52225-001-0000-032	ACCOUNTING & AUDITING	0.00	0.00	2,625.00	0.10	0.00	0.00	31,500.00	0.10
Total ACCOUNTING & AUDITING:		0.00	0.00	2,625.00	0.10	0.00	0.00	31,500.00	0.10
CURRENT CHARGES									
52230-001-0000-037	CURRENT CHARGES	854.30	0.04	3,541.67	0.13	6,751.98	0.03	42,500.00	0.13
Total CURRENT CHARGES:		854.30	0.04	3,541.67	0.13	6,751.98	0.03	42,500.00	0.13
TRAVEL & PER DIEM									
52235-001-0010-040	EMPLOYEE TOLLS REIMBURSEMENT	0.00	0.00	12.50	0.00	24.45	0.00	150.00	0.00
Total TRAVEL & PER DIEM:		0.00	0.00	12.50	0.00	24.45	0.00	150.00	0.00
COMMUNICATIONS & FREIGHT									
52240-001-0000-041	COMMUNICATIONS- CELL PHONES	3,197.15	0.16	2,416.67	0.09	6,840.22	0.03	29,000.00	0.09
52240-001-0000-042	FREIGHT & POSTAGE SERVICES	628.86	0.03	291.67	0.01	1,645.28	0.01	3,500.00	0.01
52240-001-0015-041	COMMUNICATIONS-GENERAL	11,298.99	0.55	10,010.83	0.37	36,688.19	0.14	120,130.00	0.37
52240-001-2060-041	COMMUNICATIONS - OCHOPEE	1,954.08	0.10	2,000.00	0.07	8,487.47	0.03	24,000.00	0.07
Total COMMUNICATIONS & FREIGHT:		17,079.08	0.83	14,719.17	0.54	53,661.16	0.20	176,630.00	0.54
UTILITY SERVICES									
52245-001-0000-043	UTILITIES	16,483.94	0.80	15,506.92	0.57	62,262.50	0.23	186,083.00	0.57
52245-001-2060-043	UTILITY SERVICES - OCHOPEE	847.83	0.04	1,062.50	0.04	4,175.18	0.02	12,750.00	0.04
Total UTILITY SERVICES:		17,331.77	0.85	16,569.42	0.61	66,437.68	0.25	198,833.00	0.61
RENTALS & LEASES									

Run Date: 2/8/2019 10:36:00AM
G/L Date: 1/31/2019

Page: 5

GNFRD INCOME STATEMENT
For The 4 Periods Ended 1/31/2019

Greater Naples Fire Rescue District (GNF)

		Period to Date	%	ORIGINAL PTD Budget	%	Year to Date	%	ORIGINAL Annual Budget	%
		(Continued)							
RENTALS & LEASES									
52250-001-0000-044	RENTALS & LEASES	240.22	0.01	666.67	0.02	536.08	0.00	8,000.00	0.02
52250-001-0015-044	RENTALS & LEASES - E-FLEET	9,567.84	0.47	9,764.08	0.36	37,821.43	0.14	117,169.00	0.36
52250-001-2010-044	RENTALS & LEASES - FELLOWSHIP	0.00	0.00	0.00	0.00	741.08	0.00	0.00	0.00
52250-001-8000-044	RENTALS & LEASES - FACILITIES/MAIN	6,000.00	0.29	2,700.00	0.10	15,100.00	0.06	32,400.00	0.10
Total RENTALS & LEASES:		15,808.06	0.77	13,130.75	0.48	54,198.59	0.20	157,569.00	0.48
INSURANCE GENERAL									
52255-001-0000-045	GENERAL INSURANCE	378,754.76	18.49	26,878.08	0.98	384,271.76	1.44	322,537.00	0.98
Total INSURANCE GENERAL:		378,754.76	18.49	26,878.08	0.98	384,271.76	1.44	322,537.00	0.98
REPAIR & MAINT									
52260-001-0500-046	REPAIRS- HURRICANE IRMA	0.00	0.00	18,750.00	0.69	70.01	0.00	225,000.00	0.69
52260-001-0700-046	REPAIR - RADIOS	772.40	0.04	666.67	0.02	772.40	0.00	8,000.00	0.02
52260-001-1000-046	REPAIR & MAINTENACE - ADMIN	450.00	0.02	2,083.33	0.08	1,110.59	0.00	25,000.00	0.08
52260-001-2000-046	REPAIR & MAINT - OPERATIONS	1,932.29	0.09	1,000.00	0.04	4,500.34	0.02	12,000.00	0.04
52260-001-2060-046	REPAIR & MAINT OCHOPEE	4,172.28	0.20	1,166.67	0.04	6,238.22	0.02	14,000.00	0.04
52260-001-3000-046	REPAIR & MAINT. FIRE & LIFE SAFETY	185.75	0.01	997.92	0.04	295.75	0.00	11,975.00	0.04
52260-001-4010-046	VEHICLE REPAIR - GNFRD VEHICLES	24,504.04	1.20	33,333.33	1.22	74,462.00	0.28	400,000.00	1.22
52260-001-4011-046	VEHICLE REPAIR - NON GNFRD	9,333.71	0.46	2,500.00	0.09	28,421.31	0.11	30,000.00	0.09
52260-001-4020-046	REPAIR & MAINTENANCE- MARC UNIT	0.00	0.00	7,067.08	0.26	4,068.08	0.02	84,805.00	0.26
52260-001-4060-046	VEHICLE REPAIR - OCHOPEE	1,050.15	0.05	2,666.67	0.10	2,881.30	0.01	32,000.00	0.10
52260-001-4112-046	REPAIR & MAINT - MARINE VESSEL	226.37	0.01	500.00	0.02	1,067.00	0.00	6,000.00	0.02
52260-001-4115-046	MARINE VESSEL REP & MAINT - NON G	15.27	0.00	0.00	0.00	71.84	0.00	0.00	0.00
52260-001-4160-046	MARINE VESSEL REP & MAINT OCHOPI	54.96	0.00	625.00	0.02	54.96	0.00	7,500.00	0.02
52260-001-5000-046	REPAIR & MAINTENANCE - TRAINING	0.00	0.00	208.33	0.01	122.98	0.00	2,500.00	0.01
52260-001-6000-046	REPAIR & MAINT - SPECIAL OPERATIOI	0.00	0.00	1,666.67	0.06	0.00	0.00	20,000.00	0.06
52260-001-6012-046	REPAIR & MAINTENANCE - SCBA	0.00	0.00	1,208.33	0.04	365.50	0.00	14,500.00	0.04
52260-001-7000-046	REPAIR & MAINTENANCE - MEDICAL	0.00	0.00	208.33	0.01	0.00	0.00	2,500.00	0.01
52260-001-8000-046	REPAIR & MAINT - FACILITIES/MAINTEN	7,433.03	0.36	11,741.67	0.43	10,023.81	0.04	140,900.00	0.43
Total REPAIR & MAINT:		50,130.25	2.45	86,390.00	3.16	134,526.09	0.50	1,036,680.00	3.16
PRINTING									
52265-001-0000-047	PRINTING & BINDING	0.00	0.00	125.00	0.00	0.00	0.00	1,500.00	0.00
Total PRINTING:		0.00	0.00	125.00	0.00	0.00	0.00	1,500.00	0.00
OFFICE SUPPLIES									
52270-001-0000-051	OFFICE SUPPLIES	2,082.96	0.10	958.33	0.04	5,433.85	0.02	11,500.00	0.04
Total OFFICE SUPPLIES:		2,082.96	0.10	958.33	0.04	5,433.85	0.02	11,500.00	0.04
FUELS & LUBRICANTS									
52275-001-0010-052	FUELS & LUBRICANTS	577.95	0.03	2,625.00	0.10	3,245.19	0.01	31,500.00	0.10

Run Date: 2/8/2019 10:36:00AM
 G/L Date: 1/31/2019

Page: 6

GNFRD INCOME STATEMENT
For The 4 Periods Ended 1/31/2019

Greater Naples Fire Rescue District (GNF)

		Period to Date	%	ORIGINAL PTD Budget	%	Year to Date	%	ORIGINAL Annual Budget	%
		(Continued)							
FUELS & LUBRICANTS									
52275-001-0011-052	FUELS & LUBRICANTS - UNLEADED	4,464.07	0.22	3,583.33	0.13	21,968.81	0.08	43,000.00	0.13
52275-001-0012-052	FUELS & LUBRICANTS - DIESEL	11,424.05	0.56	13,750.00	0.50	49,814.00	0.19	165,000.00	0.50
52275-001-0090-052	MARINE NON-ETHANOL UNLEADED	1,298.19	0.06	1,625.00	0.06	6,174.30	0.02	19,500.00	0.06
52275-001-2060-052	FUEL - OCHOPEE	0.00	0.00	981.25	0.04	0.00	0.00	11,775.00	0.04
Total FUELS & LUBRICANTS:		17,764.26	0.87	22,564.58	0.83	81,202.30	0.30	270,775.00	0.83
OPERATING SUPPLIES									
52285-001-0000-052	OPERATING-GEN-GEN	0.00	0.00	333.33	0.01	0.00	0.00	4,000.00	0.01
52285-001-1000-052	OPERATING SUPPLIES - ADMIN	0.00	0.00	275.00	0.01	381.32	0.00	3,300.00	0.01
52285-001-2000-052	OPERATING SUPPLIES - OPERATIONS	2,916.48	0.14	3,041.67	0.11	15,348.88	0.06	36,500.00	0.11
52285-001-2010-052	OPERATING EXPENSE FF FELLOWSHI	0.00	0.00	0.00	0.00	1,561.22	0.01	0.00	0.00
52285-001-2020-052	OPERATING EXP - HURRICANE MICHA	0.00	0.00	0.00	0.00	1,201.91	0.00	0.00	0.00
52285-001-2060-052	OPERATING SUPPLIES - OCHOPEE	116.91	0.01	291.67	0.01	672.78	0.00	3,500.00	0.01
52285-001-3000-052	OPERATING SUPPLY - FIRE & LIFE SAF	0.00	0.00	1,250.00	0.05	2,288.83	0.01	15,000.00	0.05
52285-001-4000-052	OPERATING SUPPLIES - FLEET	1,094.57	0.05	666.67	0.02	1,826.39	0.01	8,000.00	0.02
52285-001-5000-052	OPERATING SUPPLIES - TRAINING	1,374.30	0.07	416.67	0.02	2,156.38	0.01	5,000.00	0.02
52285-001-7000-052	OPERATING SUPPLIES - MEDICAL	176.00	0.01	4,166.67	0.15	3,840.53	0.01	50,000.00	0.15
52285-001-8000-052	OPERATING SUPPLIES - FACILITIES/M/	129.00	0.01	458.33	0.02	129.00	0.00	5,500.00	0.02
Total OPERATING SUPPLIES:		5,807.26	0.28	10,900.01	0.40	29,407.24	0.11	130,800.00	0.40
SMALL EQUIPMENT									
52910-001-1000-049	SMALL EQUIPMENT - ADMIN	377.99	0.02	1,250.00	0.05	844.86	0.00	15,000.00	0.05
52910-001-2000-049	SMALL EQUIPMENT - OPERATIONS	6,896.45	0.34	7,912.50	0.29	13,743.13	0.05	94,950.00	0.29
52910-001-2060-049	SMALL EQUIPMENT - OCHOPEE	0.00	0.00	833.33	0.03	102.08	0.00	10,000.00	0.03
52910-001-3000-049	SMALL EQUIP - FIRE & LIFE SAFETY	0.00	0.00	1,027.67	0.04	2,000.79	0.01	12,332.00	0.04
52910-001-4000-049	SMALL EQUIPMENT - FLEET	0.00	0.00	416.67	0.02	10.36	0.00	5,000.00	0.02
52910-001-5000-049	SMALL EQUIP - TRAINING	1,590.66	0.08	766.67	0.03	1,590.66	0.01	9,200.00	0.03
52910-001-6010-049	SMALL EQUIP - DIVE RESCUE	0.00	0.00	208.33	0.01	101.10	0.00	2,500.00	0.01
52910-001-6011-049	SMALL EQUIP - HAZ MAT	0.00	0.00	208.33	0.01	0.00	0.00	2,500.00	0.01
52910-001-6013-049	SMALL EQUIPMENT - USAR	0.00	0.00	208.33	0.01	0.00	0.00	2,500.00	0.01
52910-001-6014-049	SMALL EQUIPMENT--MERT	0.00	0.00	208.33	0.01	0.00	0.00	2,500.00	0.01
52910-001-7000-049	SMALL EQUIP - MEDICAL	0.00	0.00	416.67	0.02	0.00	0.00	5,000.00	0.02
52910-001-8000-049	SMALL EQUIP-FACILITIES & MAINT -LOI	0.00	0.00	291.67	0.01	0.00	0.00	3,500.00	0.01
Total SMALL EQUIPMENT:		8,865.10	0.43	13,748.50	0.50	18,392.98	0.07	164,982.00	0.50
UNIFORMS									
52920-001-1000-052	UNIFORMS - ADMIN	1,089.95	0.05	916.67	0.03	1,281.18	0.00	11,000.00	0.03
52920-001-2000-052	UNIFORMS-OPERATIONS	5,182.29	0.25	7,083.33	0.26	12,172.42	0.05	85,000.00	0.26
52920-001-2011-052	UNIFORMS - BUNKER GEAR	39,704.69	1.94	11,149.67	0.41	39,704.69	0.15	133,796.00	0.41

Run Date: 2/8/2019 10:36:00AM
G/L Date: 1/31/2019

Page: 7

GNFRD INCOME STATEMENT
For The 4 Periods Ended 1/31/2019

Greater Naples Fire Rescue District (GNF)

		Period to Date	%	ORIGINAL PTD Budget	%	Year to Date	%	ORIGINAL Annual Budget	%
		(Continued)							
UNIFORMS									
52920-001-3000-052	UNIFORMS - FIRE & LIFE SAFETY	0.00	0.00	416.67	0.02	127.40	0.00	5,000.00	0.02
Total UNIFORMS:		45,976.93	2.24	19,566.34	0.72	53,285.69	0.20	234,796.00	0.72
BOOKS, DUES									
52930-001-1000-055	BOOKS, DUES - ADMIN	1,801.93	0.09	3,423.33	0.13	9,249.96	0.03	41,080.00	0.13
52930-001-2000-055	BOOKS, DUES - OPERATIONS	12,545.16	0.61	10,833.33	0.40	37,078.76	0.14	130,000.00	0.40
52930-001-3000-055	BOOKS, DUES - FIRE & LIFE SAFETY	560.00	0.03	1,687.50	0.06	6,865.86	0.03	20,250.00	0.06
52930-001-4000-055	BOOKS, DUES - FLEET	3,221.00	0.16	865.00	0.03	3,435.00	0.01	10,380.00	0.03
52930-001-5000-055	BOOKS, DUES - TRAINING	1,096.18	0.05	5,833.33	0.21	2,194.10	0.01	70,000.00	0.21
52930-001-5010-055	BOOKS, DUES - TRAINING CPR	0.00	0.00	83.33	0.00	0.00	0.00	1,000.00	0.00
52930-001-6000-055	BOOKS, DUES - SPECIAL OPERATIONS	0.00	0.00	100.00	0.00	0.00	0.00	1,200.00	0.00
52930-001-6012-055	BOOKS, DUES - CERT	0.00	0.00	166.67	0.01	0.00	0.00	2,000.00	0.01
52930-001-7000-055	BOOKS, DUES - MEDICAL	0.00	0.00	958.33	0.04	0.00	0.00	11,500.00	0.04
Total BOOKS, DUES:		19,224.27	0.94	23,950.82	0.88	58,823.68	0.22	287,410.00	0.88
CAPITAL OUTLAY									
52940-001-0000-062	CAPITAL OUTLAY - BUILDING & IMPROV	0.00	0.00	2,916.67	0.11	0.00	0.00	35,000.00	0.11
52940-001-0000-064	CAPITAL OUTLAY - EQUIP & FURNISHIN	0.00	0.00	16,766.67	0.61	3,624.57	0.01	201,200.00	0.61
52940-001-0000-068	CAPITAL OUTLAY - INTANGIBLE ASSET	0.00	0.00	416.67	0.02	0.00	0.00	5,000.00	0.02
52940-001-0000-069	CAPITAL OUTLAY - VEHICLES	0.00	0.00	20,031.67	0.73	0.00	0.00	240,380.00	0.73
52940-001-0000-070	CAPITAL OUTLAY - FIRE & RESCUE VEI	0.00	0.00	17,727.08	0.65	0.00	0.00	212,725.00	0.65
Total CAPITAL OUTLAY:		0.00	0.00	57,858.76	2.12	3,624.57	0.01	694,305.00	2.12
Total Expenses:		2,828,372.66	138.11	2,757,019.95	100.95	11,435,500.59	42.71	33,084,235.00	100.95
Net Income from Operations:		-780,391.78	-38.11	-25,916.04	-0.95	15,340,490.71	57.29	-310,988.00	-0.95
Earnings before Income Tax:		-780,391.78	-38.11	-25,916.04	-0.95	15,340,490.71	57.29	-310,988.00	-0.95
Net Income (Loss):		-780,391.78	-38.11	-25,916.04	-0.95	15,340,490.71	57.29	-310,988.00	-0.95

Run Date: 2/8/2019 10:36:00AM
G/L Date: 1/31/2019

Page: 8

Balance Sheet
As of 1/31/2019

Greater Naples Fire Rescue District (IMP)

Assets			
10100-301-0000-001	IMPACT FEES (IBERAIBANK)	\$	5,374,100.68
Total Assets:			<u>\$ 5,374,100.68</u>
Equity			
28100-301-0000-001	FUND BALANCE - IMPACT FEES PRIOR YEAR RESTRICTED	\$	4,123,295.69
28100-301-0000-002	Retained Earnings-Current Year	\$	213,609.34
28100-301-0000-002	FUND BALANCE IMPACT FEES CURRENT YEAR	\$	<u>1,037,195.65</u>
Total Equity:			<u>\$ 5,374,100.68</u>
Total Liabilities & Equity:			<u>\$ 5,374,100.68</u>

**Impact Fees Income Statement
For The 4 Periods Ended 1/31/2019**

Greater Naples Fire Rescue District (IMP)

	Period to Date	%	ORIGINAL PTD Budget	%	Year to Date	%	ORIGINAL Annual Budget	%
Revenue								
IMPACT FEES								
32400-301-0000-110 IMPACT FEES	88,426.38	95.02	108,333.33	98.86	357,494.14	95.82	1,300,000.00	98.86
Total IMPACT FEES:	88,426.38	95.02	108,333.33	98.86	357,494.14	95.82	1,300,000.00	98.86
GRANTS								
33100-301-0000-200 FEDERAL GRANT - PUBLIC SAFET	0.00	0.00	0.00	0.00	0.00	0.00	0.00	0.00
33400-301-0000-200 STATE GRANT - PUBLIC SAFETY	0.00	0.00	0.00	0.00	0.00	0.00	0.00	0.00
Total GRANTS:	0.00	0.00	0.00	0.00	0.00	0.00	0.00	0.00
INTEREST EARNINGS								
36100-301-0000-100 INTEREST	4,635.76	4.98	1,250.00	1.14	15,614.41	4.18	15,000.00	1.14
Total INTEREST EARNINGS:	4,635.76	4.98	1,250.00	1.14	15,614.41	4.18	15,000.00	1.14
OTHER MISCELLANEOUS INCOME								
36400-301-0000-000 DISPOSITION OF FIXED ASSETS	0.00	0.00	0.00	0.00	0.00	0.00	0.00	0.00
36400-301-0000-001 OTHER MISCELLANIOUS INCOME	0.00	0.00	0.00	0.00	0.00	0.00	0.00	0.00
Total OTHER MISCELLANEOUS INCOME:	0.00	0.00	0.00	0.00	0.00	0.00	0.00	0.00
Total Revenue:	93,062.14	100.00	109,583.33	100.00	373,108.55	100.00	1,315,000.00	100.00
Gross Profit:	93,062.14	100.00	109,583.33	100.00	373,108.55	100.00	1,315,000.00	100.00
Expenses								
IMPACT FEE EXPENSE								
51700-301-0000-071 DEBT SERVICES	1,049.63	1.13	32,155.00	29.34	74,849.66	20.06	385,860.00	29.34
51700-301-0000-072 DEBT SERVICES -INTEREST	0.00	0.00	6,833.33	6.24	17,488.91	4.69	82,000.00	6.24
52220-301-0000-031 PROFESSIONAL SERVICES	0.00	0.00	0.00	0.00	0.00	0.00	0.00	0.00
52230-301-0000-037 CURRENT CHARGES	0.00	0.00	0.00	0.00	0.00	0.00	0.00	0.00
52240-301-0000-042 FREIGHT	0.00	0.00	0.00	0.00	0.00	0.00	0.00	0.00
52250-301-0000-044 RENTAL AND LEASE EXPENSE	0.00	0.00	0.00	0.00	0.00	0.00	0.00	0.00
52285-301-2000-052 OPERATING SUPPLIES - SAFER GR	0.00	0.00	0.00	0.00	0.00	0.00	0.00	0.00
Total IMPACT FEE EXPENSE:	1,049.63	1.13	38,988.33	35.58	92,338.57	24.75	467,860.00	35.58
CAPITAL OUTLAY								
52910-301-2000-049 SMALL EQUIPMENT - OPS - SAFER	0.00	0.00	0.00	0.00	0.00	0.00	0.00	0.00
52910-301-2010-046 NEW VEHICLE SMALL PARTS	0.00	0.00	0.00	0.00	0.00	0.00	0.00	0.00
52910-301-4000-049 SMALL EQUIPMENT AND TOOLS	965.00	1.04	0.00	0.00	965.00	0.26	0.00	0.00
52920-301-2000-052 UNIFORMS - SAFER GRANT	3,470.62	3.73	0.00	0.00	3,470.62	0.93	0.00	0.00
52920-301-2011-052 UNIFORMS - BUNKER GEAR - SAFI	31,126.62	33.45	0.00	0.00	31,126.62	8.34	0.00	0.00
Total CAPITAL OUTLAY:	35,562.24	38.21	0.00	0.00	35,562.24	9.53	0.00	0.00
CAPITAL OUTLAY								
52940-301-0000-061 LAND	0.00	0.00	0.00	0.00	0.00	0.00	0.00	0.00

Run Date: 2/8/2019 10:42:18AM
G/L Date: 1/31/2019

Page: 1

**Impact Fees Income Statement
For The 4 Periods Ended 1/31/2019**

Greater Naples Fire Rescue District (IMP)

		Period to Date	%	ORIGINAL PTD Budget	%	Year to Date	%	ORIGINAL Annual Budget	%
CAPITAL OUTLAY		(Continued)							
52940-301-0000-062	CAPITAL OUTLAY - BUILDING & IMI	0.00	0.00	0.00	0.00	0.00	0.00	0.00	0.00
52940-301-0000-063	CAPITAL OUTLAY - INFRASTRUCTURE	0.00	0.00	0.00	0.00	0.00	0.00	0.00	0.00
52940-301-0000-064	CAPITAL OUTLAY - EQUIP & FURNI	0.00	0.00	10,833.33	9.89	31,598.40	8.47	130,000.00	9.89
52940-301-0000-065	CAPITAL OUTLAY - CONST. IN PRC	0.00	0.00	41,666.67	38.02	0.00	0.00	500,000.00	38.02
52940-301-0000-066	CAPITAL OUTLAY - PROP UNDER C	0.00	0.00	0.00	0.00	0.00	0.00	0.00	0.00
52940-301-0000-067	CAPITAL OUTLAY - SPECIAL RESP	0.00	0.00	0.00	0.00	0.00	0.00	0.00	0.00
52940-301-0000-068	CAPITAL OUTLAY - INTANGIBLE AS	0.00	0.00	0.00	0.00	0.00	0.00	0.00	0.00
52940-301-0000-069	CAPITAL OUTLAY - VEHICLES	0.00	0.00	1,166.67	1.06	0.00	0.00	14,000.00	1.06
52940-301-0000-070	CAPITAL OUTLAY - FIRE & RESCUE	0.00	0.00	0.00	0.00	0.00	0.00	0.00	0.00
52940-301-0010-062	CAPITAL OUTLAY - IMPROV OTHE	0.00	0.00	0.00	0.00	0.00	0.00	0.00	0.00
52940-900-0000-059	DEPRECIATION	0.00	0.00	0.00	0.00	0.00	0.00	0.00	0.00
Total CAPITAL OUTLAY:		0.00	0.00	53,666.67	48.97	31,598.40	8.47	644,000.00	48.97
Total Expenses:		36,611.87	39.34	92,655.00	84.55	159,499.21	42.75	1,111,860.00	84.55
Net Income From Operations:		56,450.27	60.66	16,928.33	15.45	213,609.34	57.25	203,140.00	15.45
Earnings Before Income Tax:		56,450.27	60.66	16,928.33	15.45	213,609.34	57.25	203,140.00	15.45
Net Income (Loss):		56,450.27	60.66	16,928.33	15.45	213,609.34	57.25	203,140.00	15.45

Balance Sheet
As of 1/31/2019

GNFRD Hydrant Fund (HYD)

Assets				
10100-101-0000-001	HYDRANT OPERATING ACCOUNT	\$	463,936.04	
Total Assets:			\$	<u><u>463,936.04</u></u>
Equity				
28200-101-0000-001	FUND BALANCE - HYDRANT ASSIGNED (PRIOR YTD)	\$	432,196.98	
28200-101-0000-003	Retained Earnings-Current Year	\$	10,248.91	
28200-101-0000-003	FUND BALANCE-CURRENT YEAR	\$	<u>21,490.15</u>	
Total Equity:			\$	<u><u>463,936.04</u></u>
Total Liabilities & Equity:			\$	<u><u>463,936.04</u></u>

HYDRANT FUND INCOME STATEMENT
For The 4 Periods Ended 1/31/2019

GNFRD Hydrant Fund (HYD)

	Period to Date	%	ORIGINAL PTD Budget	%	Year to Date	%	ORIGINAL Annual Budget	%
Revenue								
HYDRANT MAINTENANCE INCOME								
32400-101-0000-900 HYDRANT MAINTENANCE	0.00	0.00	2,500.00	95.24	10,000.00	86.64	30,000.00	95.24
Total HYDRANT MAINTENANCE INCOME:	0.00	0.00	2,500.00	95.24	10,000.00	86.64	30,000.00	95.24
INTEREST EARNINGS								
36100-101-0000-100 INTEREST EARNINGS	393.70	100.00	125.00	4.76	1,541.56	13.36	1,500.00	4.76
Total INTEREST EARNINGS:	393.70	100.00	125.00	4.76	1,541.56	13.36	1,500.00	4.76
Total Revenue:	393.70	100.00	2,625.00	100.00	11,541.56	100.00	31,500.00	100.00
Gross Profit:	393.70	100.00	2,625.00	100.00	11,541.56	100.00	31,500.00	100.00
Expenses								
52200-101-0000-046 REPAIR AND MAINTENANCE	0.00	0.00	2,916.67	111.11	1,292.65	11.20	35,000.00	111.11
52220-101-0000-031 PROFESSIONAL SERVICES - COUN	0.00	0.00	291.67	11.11	0.00	0.00	3,500.00	11.11
Total Expenses:	0.00	0.00	3,208.34	122.22	1,292.65	11.20	38,500.00	122.22
Net Income From Operations:	393.70	100.00	-583.34	-22.22	10,248.91	88.80	-7,000.00	-22.22
Earnings Before Income Tax:	393.70	100.00	-583.34	-22.22	10,248.91	88.80	-7,000.00	-22.22
Net Income (Loss):	393.70	100.00	-583.34	-22.22	10,248.91	88.80	-7,000.00	-22.22

Greater Naples Fire Rescue District
Disposition of Fixed Assets
19-002

To: Board of Fire Commissioners		Date: 1/30/2019					
Inventory No.	Qty.	Description	Condition	Age (years)	Comments Disposal Method	Location	Org Cost
4348	1	02-07-2909 Dodge Durango	Poor	12	Auction	Fleet	\$23,194.00
2248	1	02-05-9465 Ford F-250 Pick up	Poor	14	Auction	Fleet	\$26,914.00
						Total	\$50,108.00

Reviewed by: Tara Bishop, Director
Prepared by: Wayne Martin, Deputy Chief

Date: 1/31/2019

We, the undersigned, certify that the property items listed on this form are in the stated condition and warrant disposition.
Motion to dispose of listed property offered by Commissioner _____, seconded by Commissioner _____. Motion
passed by a vote of ____ to _____. Signed this 12th day of February 2019.

Chairman Tom Henning

Commissioner Jeff Page

Commissioner Kevin Gerrity

Commissioner Charles Cottiers

Commissioner David Stedman



GREATER NAPLES FIRE RESCUE DISTRICT FIRE CHIEF REPORT

JANUARY, 2019

REPORTING OFFICER	Kingman Schuldt, Fire Chief
TYPE	Monthly – Commission
SUBMITTAL DATE	February 7, 2019

ACTIVITIES REPORT

Personnel – The District received notice of resignation from one firefighter. Transition of an Apprentice to Full-time employment is underway. In anticipation of the pending retirement of an Administrative Assistant, staff has begun the process to advertise for a replacement. On January 28, 14 new firefighters completed their first phase of training. They are currently assigned to shift as the fourth person on apparatus working alongside a seasoned firefighter. Beginning February 11, they will be released to ride as the third person on apparatus.

Fire Hose Testing – January 21-25; 50,495' tested, approximately 2,950' failed pressure or visual inspections. Logistics was able to replace the majority of hose, with existing back stock. It is anticipated the purchase of approximately 1,000 feet of 2 ½" hose will be necessary.

Ground Ladder Testing – January 21-25; 1,116' tested, one 14' roof ladder failed. Ladder was replaced from existing back stock. No purchase anticipated.

Strategic Planning – Staff is preparing to conduct an annual update of the plan. Working with the District's strategic planning consultant, Fazio International, Staff is facilitating a number of teleconferences in preparation for a March visioning session with the Command Staff. Immokalee Fire District recently expressed interest in utilizing the same strategic planner.

Legislation - Staff continues to work with County and State legislative affairs representatives in preparation for presentation in Tallahassee. Senate Bill 72 has been assigned to five committees; however, it has not been placed on any agenda for hearing. The next potential committee hearing is scheduled for February 19 and travel arrangements have been secured in the event the Bill is placed on the agenda.

On February 23 staff attended the Greater Naples Chamber legislative update. The Bill was overviewed and identified as a county priority.



GREATER NAPLES FIRE RESCUE DISTRICT FIRE CHIEF REPORT

On January 30 staff attended the Southwest Florida Pre-Delegation luncheon held in Fort Myers. The Bill was discussed with Senator Passidomo, Congressman Rooney's Chief of Staff, and the Greater Naples Chamber President seeking support. Also, agreeing to seek support from Congressman Diaz-Balart.

New Apparatus Push Back Ceremonies – Four ceremonies have been conducted at Stations 22, 23, 70, and 71. All new fire engines, battalion units and squad have been formally placed into service.

Life Scan Physicals – Phase two of the annual physical program was completed in January (civilian and Command staff personnel). Line personnel were completed in November. Staff has reached preliminary agreement with Life Scan to make physicals available to immediate family during next year's sessions.

Collier County Community Assessment Safety Panel – January 10; staff participated in this day-long workshop held at the Community Foundation along with other public safety members of the local community.

Immokalee Fire District Collaboration – January 11; at the request of Immokalee Chief Choate, the Chairman and I met he and their Chairwoman. General discussion took place about the future of the Immokalee Fire District and potential opportunities to collaborate with Greater Naples. They explained their current financial and organizational position and ideas they have for moving the district forward in a positive direction over the next several years.

Fort Myers Beach Fire Commission Workshop – January 14; I facilitated an 8-hour workshop for their Board of Fire Commissioners. Topics included commission roles and responsibilities, ethics, sunshine law, legislative requirements, policy implementation, fire chief roles and responsibilities, labor management, and collective bargaining for example.

Labor Management – Several meetings have been held with President Nelmess covering a wide range of topics to orient him on current affairs; collective bargaining, grievance procedures, on-going legal, safety review, safety committee, ALS program, and personnel issues. There has been open dialogue and a willingness by all parties to work cooperatively. The next formal bargaining session is set for February 13, 2019.

Alternative Funding – January 28; I was requested by the Lee County fire chiefs to participate in a teleconference to discuss a current effort by the group to develop a bill that would modify the current ad valorem taxing structure for special fire districts in Florida. Counties and municipalities, have alternative tools to bring tax equity and diversity into local revenue and expenditure decisions that are authorized under Florida's Constitutional home rule powers. These home rule revenue sources have been upheld by Florida's court system. Special districts lack significant home rule powers, and must rely on the Legislature to authorize revenue options by general law.



GREATER NAPLES FIRE RESCUE DISTRICT FIRE CHIEF REPORT

It is being proposed Chapter 191 be updated to increase flexibility for revenue and budget decision facing independent fire and rescue districts. The proposed change to Chapter 191 will allow the use of special assessments and non-ad valorem assessments with more flexibility under certain circumstances. More specifically, the draft language will continue the referendum requirement for special assessments, but provides an exception if the district limits the amount of property tax revenue by one-half or 50% of the millage previously approved by the electors within the district.

Ochopee Fire Management Agreement – Staff has completed a draft timeline for the annexation of the MSTU including voter referendum. This will be presented to the Board during the February meeting. Staff additionally met with County staff to begin drafting a management agreement extension to coincide with the formal annexation in 2021. Chairman Henning and I met with the County Manager on February 7th to discuss future efforts to manage and merge the Ochopee service area into Greater Naples.

Life Safety Fire Inspections – Although building plan reviews are down slightly for the recent period, overall inspection activity has increased. Over recent weeks inspection wait time has increased to 3 to 4 days at times. Because of the increase and inability to conduct a significant number of Annual Fire Inspections (21 in December), Deputy Chief Hanson has been directed to conduct a cost analysis of adding additional fire inspectors for the sole purpose of conducting Annual inspection.

Everglades Seafood Festival – February 8-10 the District supported the annual festival in Everglades City. This was accomplished primarily with on-duty crews. This event brought an estimated 10,000 visitors to the City.

Knox Advisory Board – February 4-7; As part of the District's current partnership with Knox, Deputy Chief Hanson and I travelled to Phoenix, AZ to participate on the companies inaugural Advisory Board meeting. National fire service professionals from a variety of agencies including Underwriters Laboratory, National Fallen Firefighters Foundation, Maryland State Fire Marshals Office, and several fire rescue agencies gathered to participate in a forum to collaborate with industry on issues relating to "smarter building", first responder safety, and building security.

Community Emergency Response Team – District staff facilitated a CERT certification class for the VeronaWalk community, training approximately 35 members. The Winding Cypress community recently completed a similar class and are in process of registering with GNFD for sponsorship. The Naples Elks and Everglades City are also in the process of establishing programs.

Fleet – The new Brush truck chassis was recently delivered to Hall Mark in Ocala. Fabrication is well underway and delivery is anticipated in the next 30 days, or so.

The five new E-One apparatus have been in service for several weeks without any significant issues. There have been several minor warranty issues that have been addressed by Hall Mark in an exceptional manner. The front brakes on all apparatus have been changed out by the manufacturer to



GREATER NAPLES FIRE RESCUE DISTRICT FIRE CHIEF REPORT

eliminate “chattering”. This did not appear to be associated with E-One, rather the manufacturer of the brakes.

Ladder 72 remains out of service at Ten-8, the Florida Pierce dealer located in Bradenton. This is the second time the apparatus has been returned for issues with the ladder pully system and third time the for paint and corrosion issues.

Storm Shutter Awareness Campaign – Staff continues to develop a public awareness program. The County Commission has requested I present the issue during the February meeting. The issue was taken to the County Chiefs’ Association where the membership would not support a position to request a local ordinance. Because of the group opposing the District’s position, it was determined I would not present the item to the BCC, rather Chief Butcher.

Upcoming Travel
None scheduled

Public Programs
10 Events in January
5,890 Contacts in January

10 Events YTD
5,890 Contacts YTD

Customer Satisfaction Surveys
Emergency Response- 1
Fire & Life Safety- 13
Administrative- 8

MEETINGS AND EVENTS

- Participated in the following teleconferences as board or committee member for the following organizations:
 - Southeastern Association of Fire Chiefs
 - EMS Advisory Council
 - Disaster Response Committee
- Meetings
 - Weekly Command Staff
 - Ft. Myers Beach Fire Workshop
 - Collier County Community Assessment Safety Panel
 - New Hire Orientation
 - Golden Gate Estates Area Civic Association
 - SEAFRC Winter Board Meeting; Newnan, GA
 - EMS Advisory Council; Daytona Beach, FL



GREATER NAPLES FIRE RESCUE DISTRICT FIRE CHIEF REPORT

- Fully Involved
- CCFEMSCA

Investigative Section - December 1 through December 31, 2018

Inspection Statistics

Permitted Inspections: 442

Occupational/Business Tax License Inspections: 28

Annual Inspections: 21

Other Inspections: 206



Average wait time for an inspection in December: 1 - 2 Days

Current wait time as of January 25th: 3 Days



GREATER NAPLES FIRE RESCUE DISTRICT FIRE CHIEF REPORT

Investigations

Number of fire investigations: 2

Hours spent: 15.25

Fire Plans Review Statistics

Fire Plan Building Reviews: 325; decrease of 122 from November

Site Development/Planning Reviews: 60; increase of 6 from November

Everglades City Building Reviews: 5; decrease of 1 from November

Average Review Time: 3 Days

Operations Statistics- February 2019

The Stats:

Total Incidents	2022
Total Responses	2332 (based on all apparatus)
Medical / Rescue	1305 calls for service
Percentage Medical	64.5%
Fire / Other	717 calls for service
Busiest Response Unit	EN75 285 Incidents
Busiest Day of Week	Wednesday 352 Incidents
Busiest Time of Day	10:00 to 10:59 126 Incidents

Greater Naples Fire Rescue District Alarm Summary Report / General Type of Assembly

Greater Naples Fire Rescue District	Jan-19	Feb-19	Mar-19	Apr-19	May-19	June-19	July-19	Aug-19	Sept-19	Oct-19	Nov-19	Dec-19	Total
*NA	5												5
100 Series Fire	34												34
200 Series Overpressure Rupture, Explosion, Overheat(no fire)													0
300 Series Rescue & Emergency Medical Service Incident	1305												1305
400 Series Hazardous Condition(No fire)	19												19
500 Series Service Call	118												118
600 Series Good Intent Call	426												426
700 Series False Alarm & False Call	115												115
800 Series Severe Weather													0
900 Series Special Incident Type													0
Grand Total	2022	0	0	0	0	0	0	0	0	0	0	0	2022

Responses by day average	65.2	0.0	0.0	0.0	0.0	0.0	0.0	0.0	0.0	0.0	0.0	0.0	5.5
Average by Stations Daily	4	0	0	0	0	0	0	0	0	0	0	0	0
Average Medical vs. other calls for service (combined)	64.5%	#DIV/0!	#DIV/0!	#DIV/0!	#DIV/0!	#DIV/0!	#DIV/0!	#DIV/0!	#DIV/0!	#DIV/0!	#DIV/0!	#DIV/0!	64.5%

General Types of Assembly Usage	Jan-19	Feb-19	Mar-19	Apr-19	May-19	June-19	July-19	Aug-19	Sept-19	Oct-19	Nov-19	Dec-19	Total
*NA	7												7
Assembly	70												70
Educational	10												10
Health Care, Detention	278												278
Industrial , Utility, Defense, Agriculture, Mining													0
Mercantile, Business	80												80
Outside or Special Property	388												388
Residential	1180												1180
Storage	9												9
GRAND TOTAL	2022	0	0	0	0	0	0	0	0	0	0	0	2022

Mutual Aid / Auto Aid Report # of Incidents

	Jan	Feb	March	April	May	June	July	Aug	Sept	Oct	Nov	Dec	YTD
Mutual Aid Given from GNFD	Incidents												
*NA													0
Bonita Springs Fire													0
City of Naples													0
Florida Forestry Service													0
Immokalee Fire													0
Marco Island													0
North Collier													0
Broward County / Dade County													0
Total	0	0	0	0	0	0	0	0	0	0	0	0	0
	January	February	March	April	May	June	July	Aug	Sept	Oct	Nov	Dec	
Mutual Aid Received to GNFD	Incidents												
*NA													0
Florida Forestry													0
City of Naples	1												1
Collier EMS													0
Immokalee Fire													0
Marco Island													0
North Collier													0
Ochophee													0
Broward County / Dade County													0
Total	1	0	0	0	0	0	0	0	0	0	0	0	1
Automatic Aid Report	**Auto Aid Call Data does not include calls we weren't on as well**												
	Jan	Feb	Mar	Apr	May	Jun	Jul	Aug	Sep	Oct	Nov	Dec	YTD
Auto Aid Given	Incidents												
*NA													0
City of Naples	31												31
Florida Forestry Service													0
Immokalee Fire													0
Marco Island	17												17
North Collier	79												79
Total	127	0	0	0	0	0	0	0	0	0	0	0	127
	Jan	Feb	Mar	Apr	May	Jun	Jul	Aug	Sep	Oct	Nov	Dec	
Auto Aid Received to GNFD	Incidents												
*NA													
Broward County													
Florida Forestry													0
City of Naples	20												20
Collier EMS													0
Immokalee Fire													0
Marco Island	4												4
North Collier	20												20
Total	44	0	0	0	0	0	0	0	0	0	0	0	44

GREATER NAPLES FRACTILE TRAVEL TIME

1/2019 TO 1/31/2019

Unit	< 4 Min	< 5 Min	< 6 Min	< 7 Min	< 9 Min	< 10 Min	< 11 Min	< 12 Min	> 12 Min
BA20	35.71	64.29	71.43	78.57	85.71	92.86	92.86	92.86	7.14
BA70	30.00	30.00	30.00	50.00	70.00	70.00	90.00	90.00	10.00
EN20	45.85	71.71	82.93	89.76	97.07	98.54	98.54	98.54	1.46
EN21	27.63	42.11	71.05	78.95	93.42	94.74	97.37	98.68	1.32
EN22	31.08	56.08	76.35	91.89	97.97	97.97	97.97	97.97	2.03
EN23	19.80	33.66	47.03	59.90	84.65	89.11	94.06	95.05	4.95
EN24	19.35	37.10	61.29	69.35	82.26	90.32	93.55	96.77	3.23
EN60	27.27	31.82	40.91	45.45	59.09	68.18	72.73	81.82	18.18
EN61	10.00	30.00	40.00	60.00	70.00	70.00	70.00	80.00	20.00
EN70	31.14	53.89	70.06	80.84	94.01	97.01	98.20	98.80	1.20
EN71	3.61	9.64	26.51	38.55	61.45	69.88	74.70	78.31	21.69
EN72	7.69	11.54	15.38	30.77	57.69	73.08	80.77	84.62	15.38
EN73	20.75	28.30	55.66	69.81	87.74	88.68	93.40	98.11	1.89
EN75	8.44	24.05	44.30	65.40	87.34	93.67	95.78	96.20	3.80
EN90	34.29	42.86	48.57	51.43	77.14	85.71	88.57	91.43	8.57
LA21	28.57	45.71	51.43	77.14	94.29	97.14	97.14	100.00	0.00
LA72	18.89	28.89	37.78	46.67	66.67	77.78	88.89	94.44	5.56
RE63	7.69	15.38	15.38	15.38	30.77	38.46	38.46	38.46	61.54
SQ21	25.93	37.04	60.19	75.00	89.81	90.74	90.74	91.67	8.33
SQ76	14.43	30.93	50.52	70.10	85.57	90.72	94.85	96.91	3.09

Zone	Alarms	Avg Resp
20	217	5
21	248	6
22	141	5
23	252	7
24	54	7
60	28	12
61	7	7
63	24	13
70	185	6
71	93	9
72	152	8
73	114	6
75	285	7
76	49	6
90	32	8
Out	141	6
	2022	

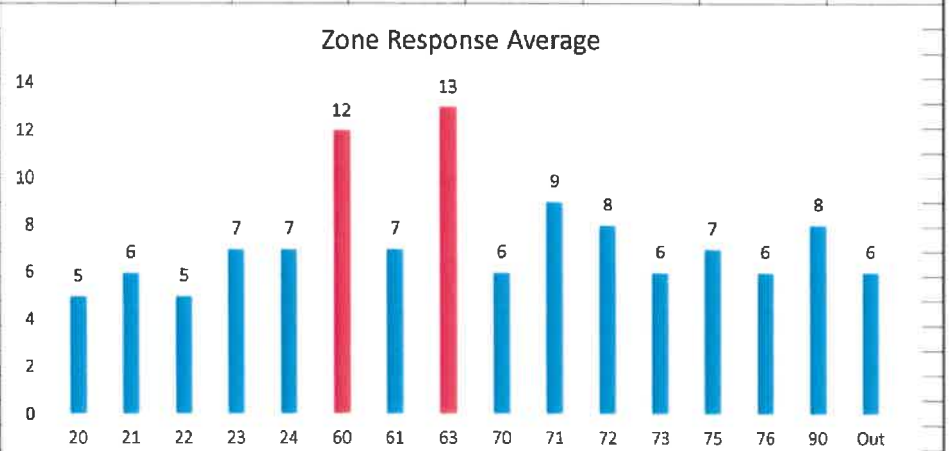
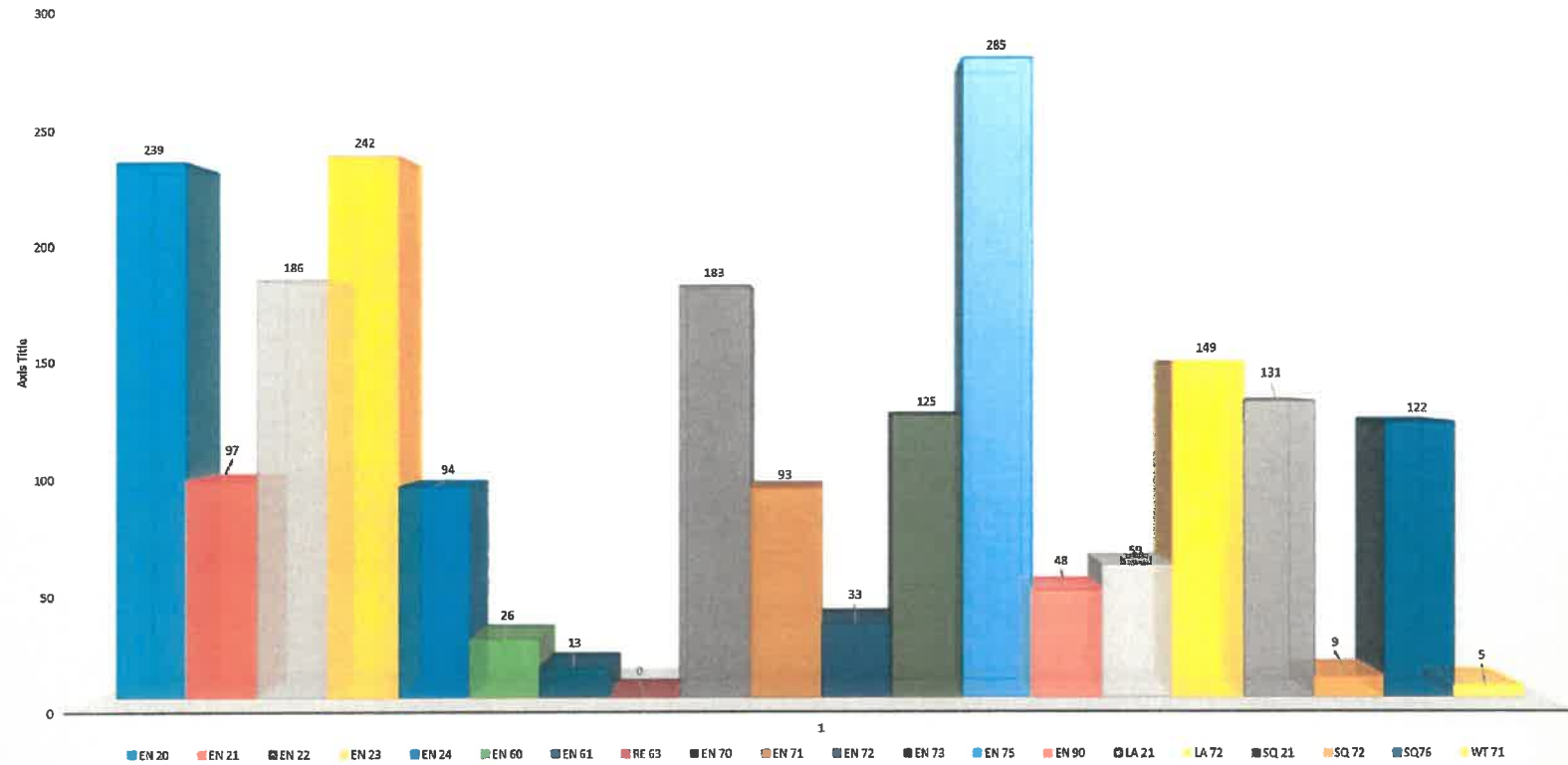


Image Trend Data

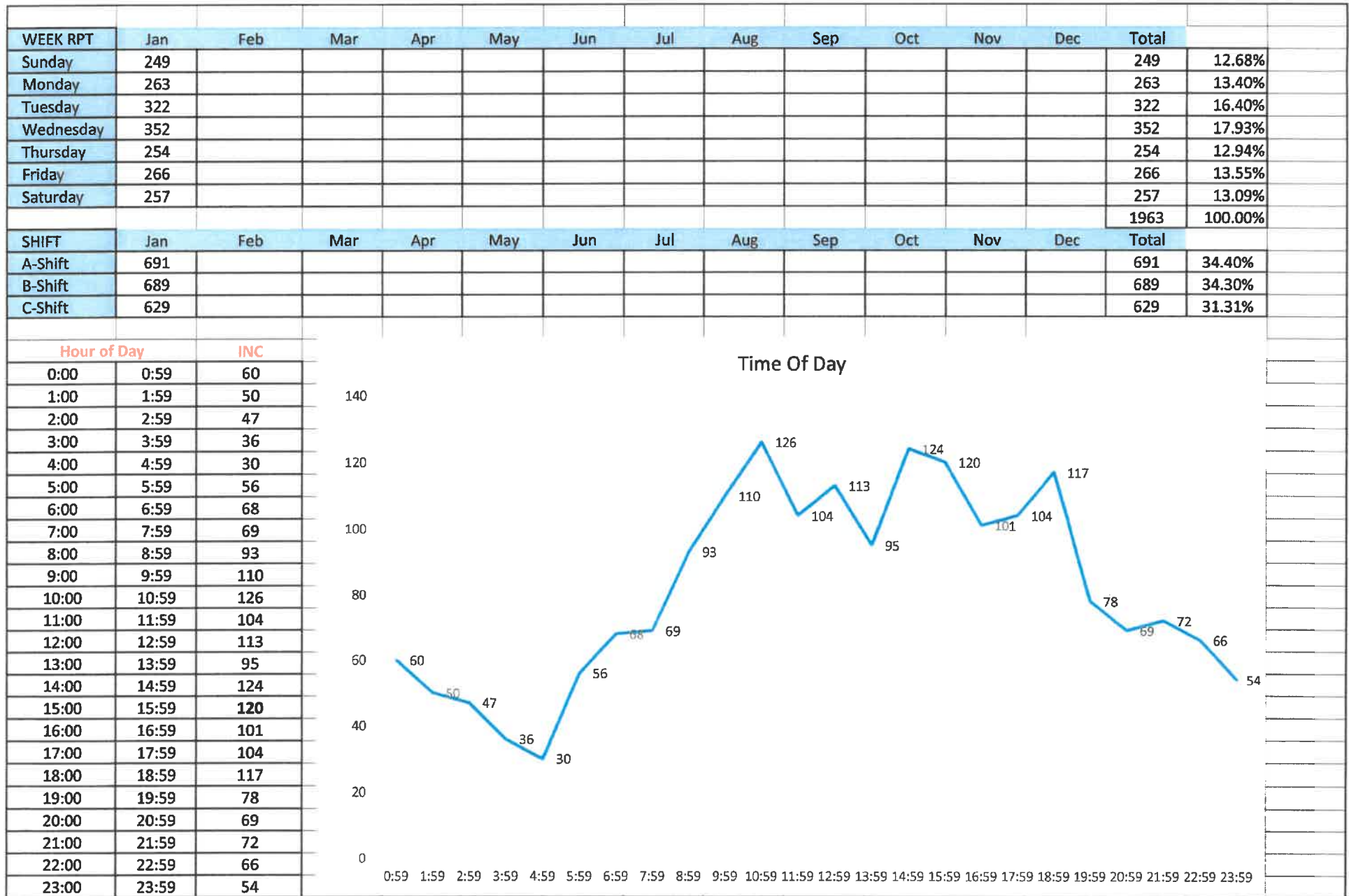
Apparatus Response Report

	Jan.-19	Feb.-19	Mar-19	Apr-19	May-19	Jun-19	Jul-19	Aug-19	Sep-19	Oct-19	Nov-19	Dec-19	Total	YTD
AIR 72	0												0	0.00%
AT 23	0												0	0.00%
AT 60	0												0	0.00%
AT 63	1												1	0.04%
AT 90	0												0	0.00%
BA 20	72												72	3.09%
BA 60	3												3	0.13%
BA 70	70												70	3.00%
BO60	2												2	0.09%
BO 90	6												6	0.26%
BR 21	5												5	0.21%
BR 22	3												3	0.13%
BR 70	0												0	0.00%
BR 71	0												0	0.00%
BR 72	1												1	0.04%
BR 73	1												1	0.04%
CA 22	0												0	0.00%
CA 223	1												1	0.04%
CH 200	0												0	0.00%
CH 23	0												0	0.00%
CH 210	8												8	0.34%
EMS 25													0	0.00%
EN 20	239												239	10.25%
EN 21	97												97	4.16%
EN 22	186												186	7.98%
EN 23	242												242	10.38%
EN 24	94												94	4.03%
EN 60	26												26	1.11%
EN 61	13												13	0.56%
RE 63													0	0.00%
EN 70	183												183	7.85%
EN 71	93												93	3.99%
EN 72	33												33	1.42%
EN 73	125												125	5.36%
EN 75	285												285	12.22%
EN 90	48												48	2.06%
LA 21	59												59	2.53%
LA 72	149												149	6.39%
PU 21	0												0	0.00%
PU 22	0												0	0.00%
RE 72	0												0	0.00%
SQ 20	0												0	0.00%
SQ 21	131												131	5.62%
SQ 72	9												9	0.39%
SQ76	122												122	5.23%
WT 20	3												3	0.13%
WT60	2												2	0.09%
WT63	7												7	0.30%
WT 70	8												8	0.34%
WT 71	5												5	0.21%
													0	
Total Resp.	2332	0	0	0	0	0	0	0	0	0	0	0	2332	

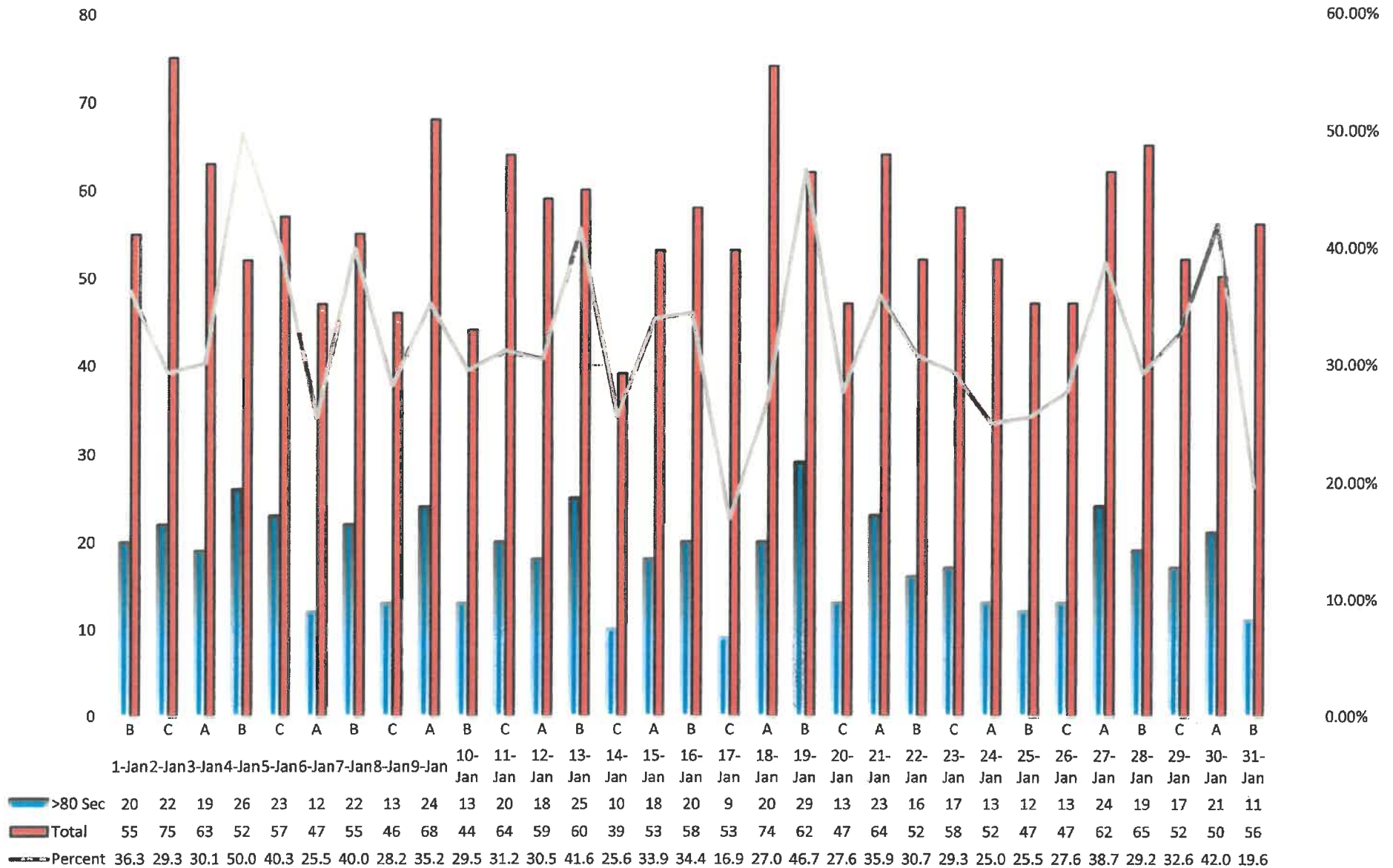
APPARATUS YTD RESPONSES



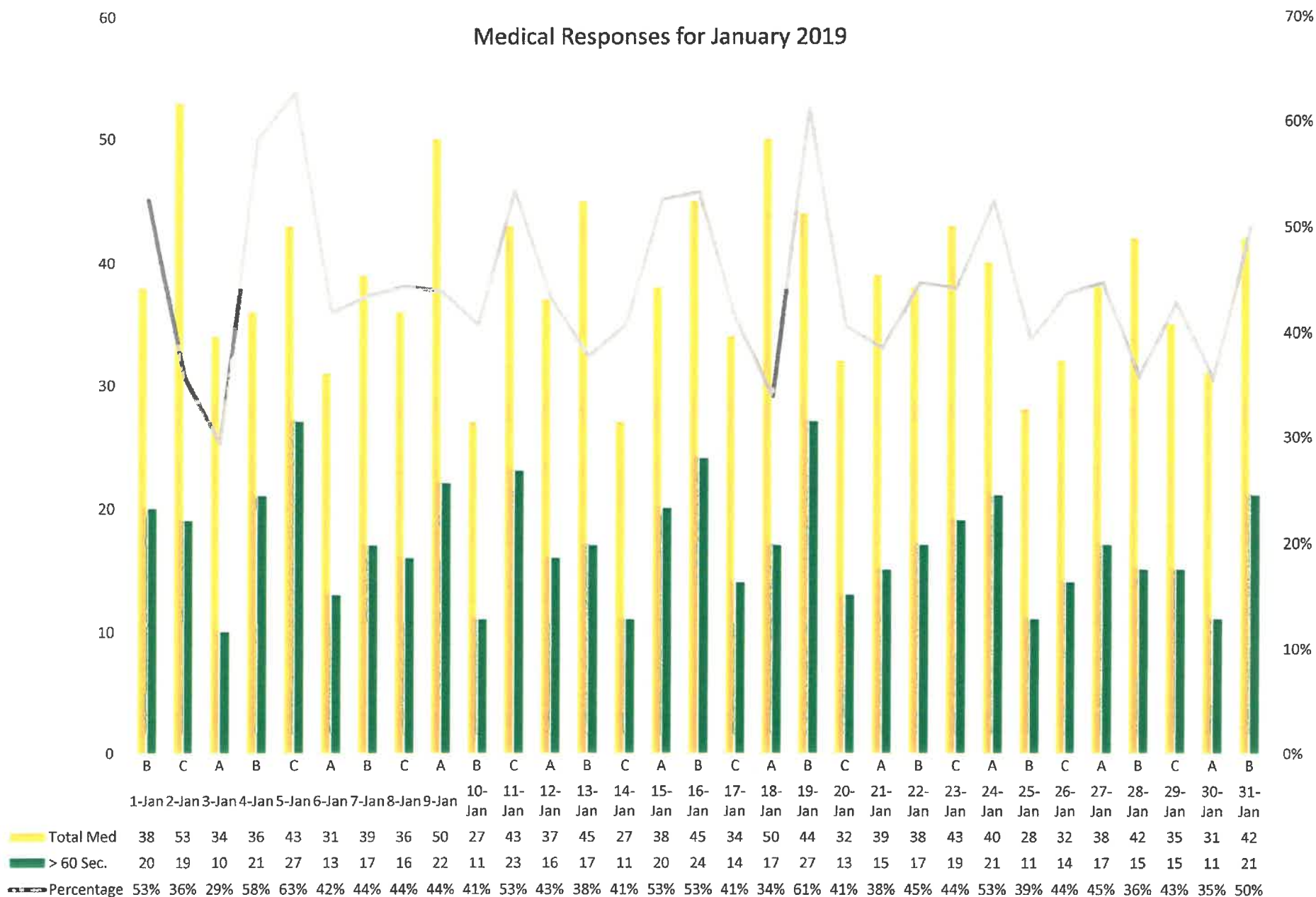
Day of Week / Shift Numbers / Time of Day Report of Incidents



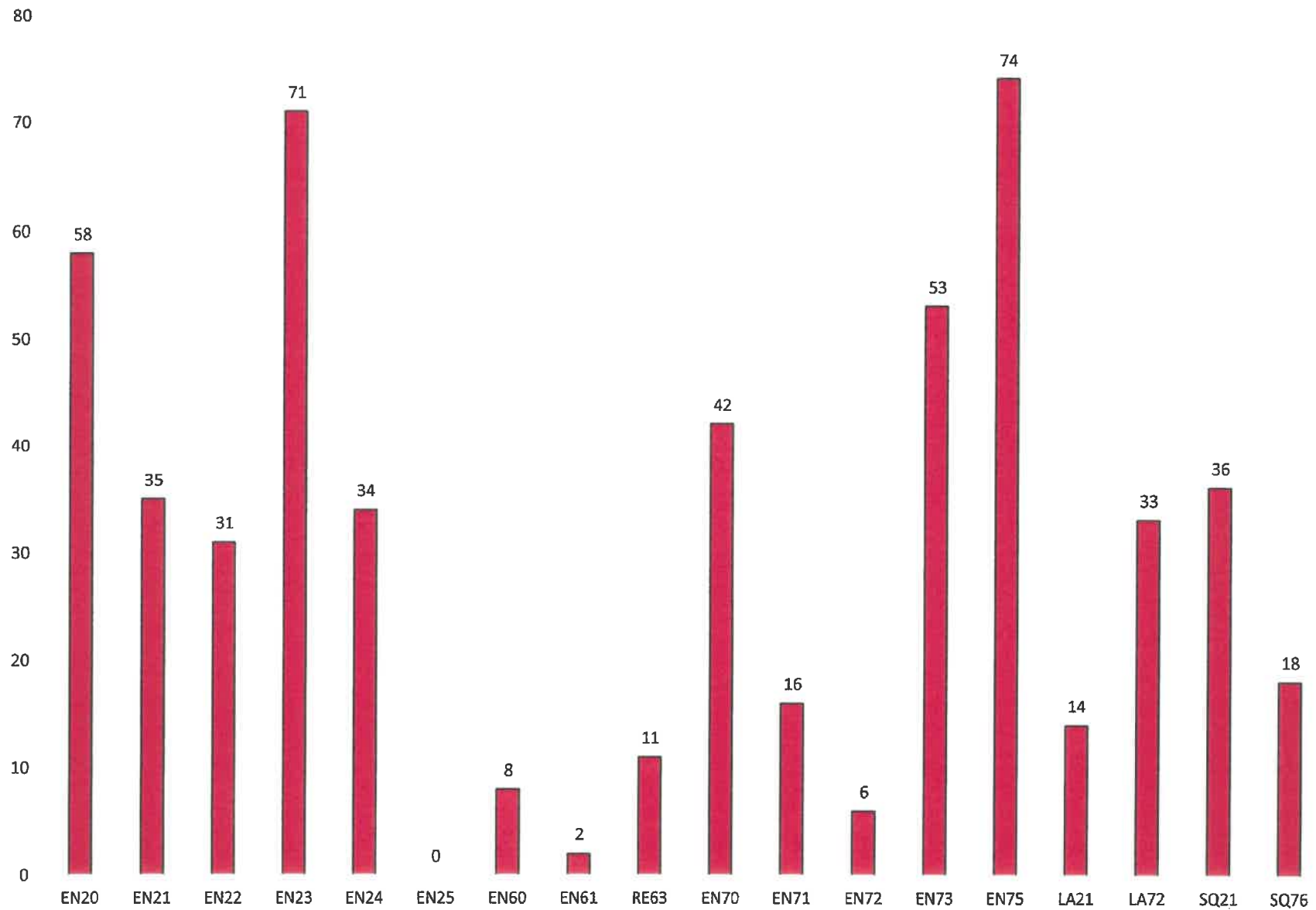
GNFD Turnout Times >80 seconds



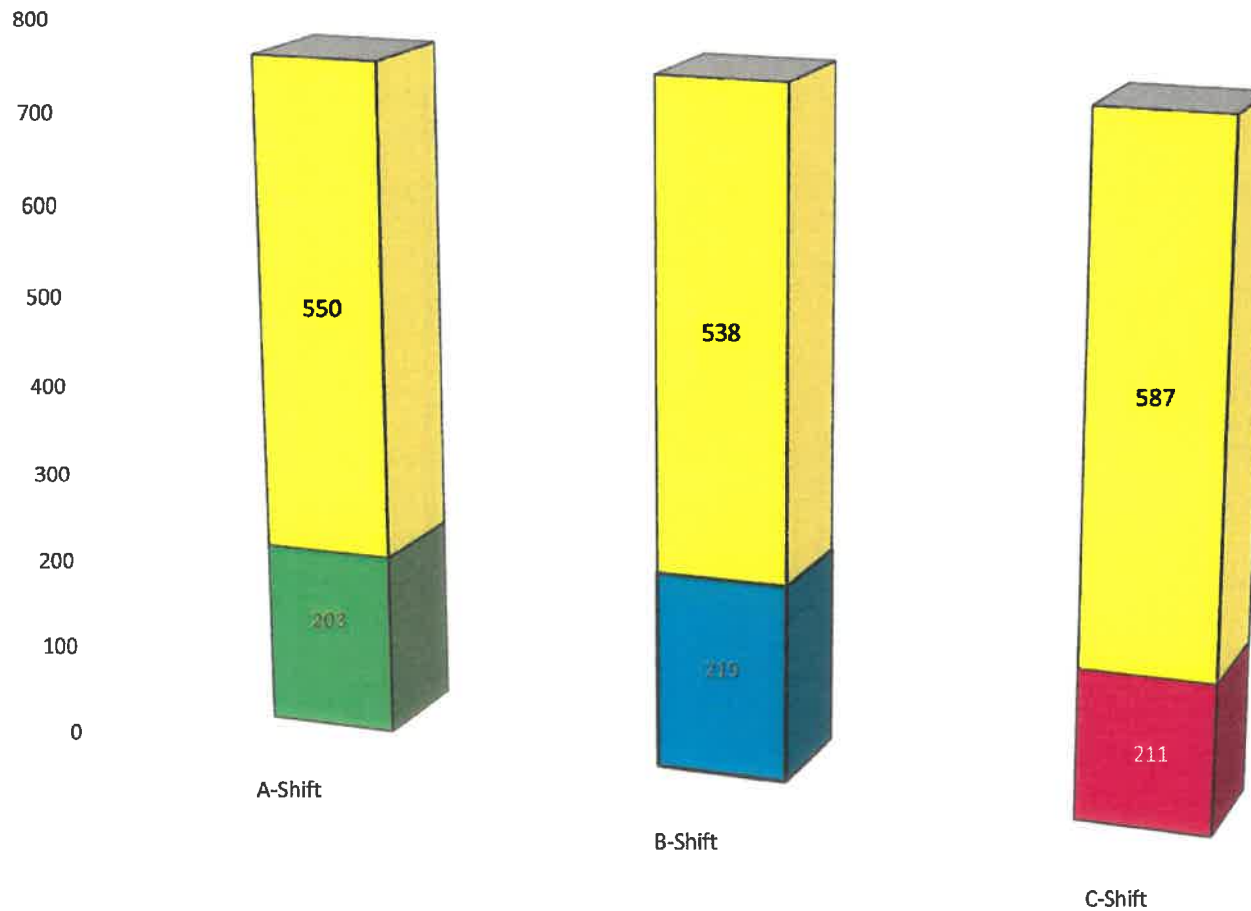
Medical Responses for January 2019



>80 Seconds by Apparatus



>80 Seconds By Shift



	A-Shift	B-Shift	C-Shift
■ Percentage >80 vs. Total	36.91%	40.71%	28.11%
■ Shift Total Incidents	550	538	587
■ > 80 Seconds	203	219	165

350

>80 Sec By Incident Type

300

250

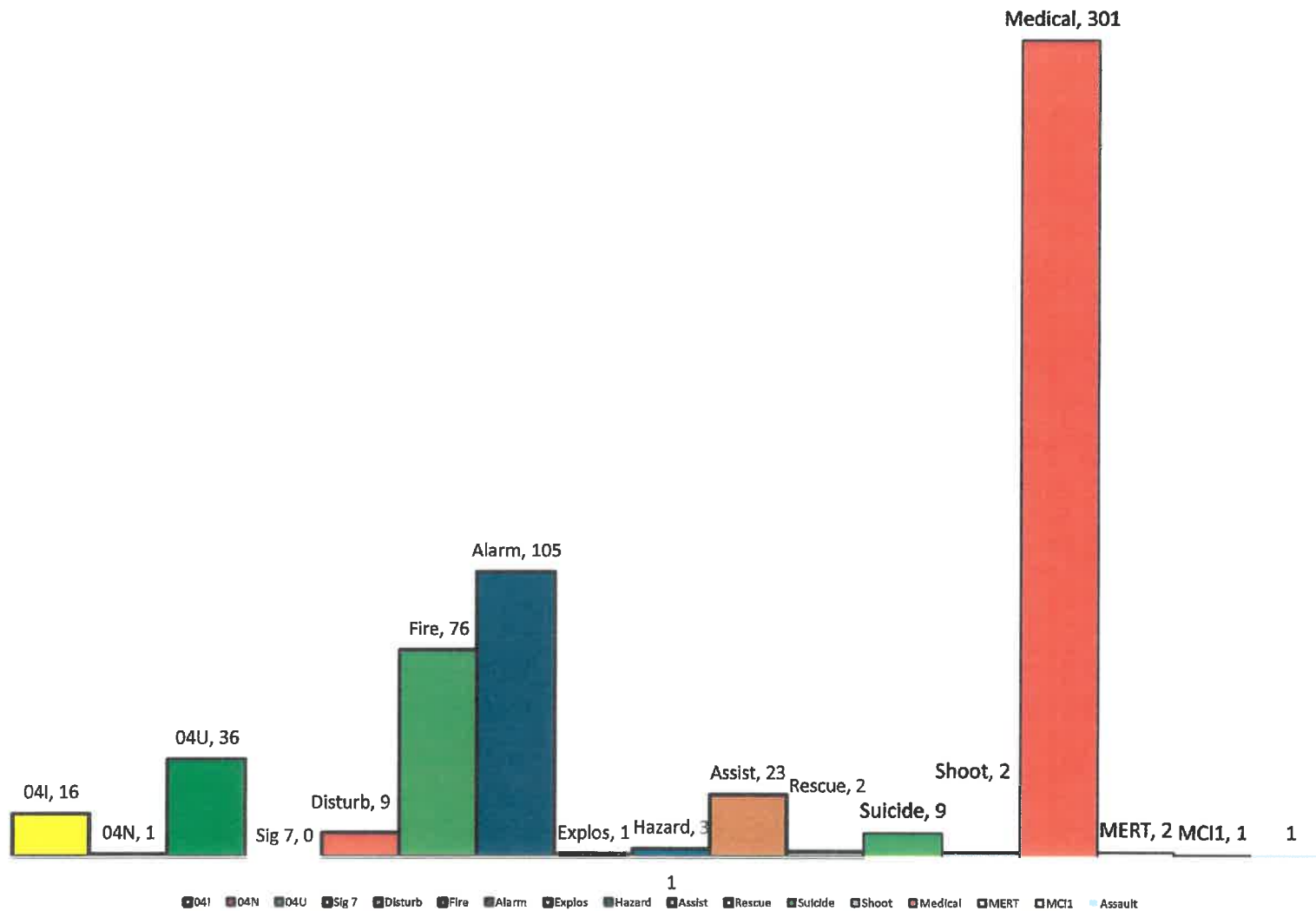
200

150

100

50

0





GREATER NAPLES FIRE RESCUE DISTRICT
BOARD OF FIRE COMMISSIONERS
Action Item Worksheet

OLD BUSINESS

Agenda Item: II. B.
Subject: Ochopee Management/Merger Discussion
Meeting Date: February 12, 2019
Prepared By: Tara Bishop, Director

Background:

The District is currently under a management agreement with Collier County for the purpose of providing fire rescue services to the Ochopee Dependent Municipal Services Taxing Unit. Under authority of the Agreement District will continue to provide services through September 23, 2019. Staff discussion have begun with County staff to extend the current agreement. The following timeline is presented for discussion on formally annexing the Ochopee dependent district.

Local Bill Time Line

November 2019 Local Bill	Present a drafted Bill to the local delegation in October - November (2018 local delegation deadline was November 15)
January 2020	Pre-session committee meetings begin
March - April 2020	Legislative session
June 2020	Deadline for governor to sign into law
August 2020	Vote of the people
January 2021	Deadline to have information to property appraiser for the tax roll to be in effect for budget year Oct 1, 2021- Sept 30, 2022 (TRIM notice 2021)
November 2021	Incorporate Ochopee into the GNFD tax roll

Funding Source/Financial Impact:

Costs for funding Bill drafting is approximately \$10,000.00.
Ad Valorem structure would need to be identified prior to bill drafting for incorporation into the bill; options would include one millage rate or a sub-component millage rate.

Recommendation:

Provide staff direction to continue work with County staff on extending the current management agreement and make the merger of the Ochopee Fire MSTU service area this coming year legislative priority.

Potential Motion:

I move to support staff's recommendation and utilize the proposed timeline to merge Ochopee MSTU into the District, and, reach agreement with the County for an extension to the existing management agreement.



**GREATER NAPLES FIRE RESCUE DISTRICT
BOARD OF FIRE COMMISSIONERS
Action Item Worksheet**

OLD BUSINESS

Agenda Item: II. C. 1.
Subject: Emergency Services Task Force Merger Presentation
Meeting Date: February 12, 2019
Prepared By: Wayne J Martin, Deputy Chief

Background:

As a result of the Board's action at the August 8, 2017 meeting to move forward with having a merger plan ready for voter referendum in 2020, staff began regular collaborative merger meetings with North Collier. During the December, 2017 Board meeting it was unanimous to focus more on collaboration than merger, and that regular collaborative joint staffing, training, fleet maintenance and Fire and Life safety focus meetings continued. ESTF progress reported at a standstill at the October 6th, 2018 meeting due to upcoming elections.

Most recently the Emergency Service Task Force requested a merger update of the Greater Naples (GNFD) and North Collier (NCFD) fire districts staff. A PowerPoint presentation took place during the December 2018 ESTF meeting. ESTF requested the same presentation be made to the respective Fire District Commissioners during the regular January, 2019 meetings.

ESTF discussed the relevance of continuing meetings in 2019 until such time the Boards reconfirm their commitment to the merger planning process. If confirmed by both Boards a merger target date of no later than 2022 has been suggested.

Deputy Chief Martin and Director DeAngelo presented at the North Collier Fire District January BOFC meeting the PowerPoint presentation. The North Collier Fire commissioners voted to move forward with merger efforts.

Funding Source/Financial Impact: N/A

Recommendation:

Provide staff direction to continue or discontinue formal merger efforts with NCFD, and District participation in future ESTF meetings.

Potential Motion: N/A

A handwritten signature in blue ink, appearing to read "Wayne J. Martin", is written over a horizontal line.



**GREATER NAPLES FIRE RESCUE DISTRICT
BOARD OF FIRE COMMISSIONERS
Action Item Worksheet**

NEW BUSINESS

Agenda Item: III. A.
Subject: US 41 and Outer Drive Listing Agreement
Meeting Date: February 12, 2019
Prepared By: Tara Bishop, Director

Background:

The current listing agreement for the District's property located at 4711 Outer Drive has recently expired. A renewed agreement has been presented to the District for a continued listing with Investment Properties Corporation (IPC), William Gonnering.

Funding Source/Financial Impact:

The current list price for 4711 Outer Drive is \$1,724,976. In review of current market information, it is suggested to reduce the listing price as outlined. The proposed listing agreement is to reduce the asking price to \$1,600,000, a reduction of \$124,976.

Recommendation:

Staff recommends renewing the listing agreement with IPC realty for 4711 Outer Drive in the amount of \$1,600,000.

Potential Motion:

I move to accept the Exclusive Right of Sale Listing agreement presented by IPC, agent William Gonnering and a listing sale price of \$1,600,000.

A handwritten signature in blue ink, appearing to read "Kim D. Pado", written over a horizontal line.



Investment
properties
corporation

BROKER CODE: IPC

DATE: January 29, 2019

AMENDMENT TO EXCLUSIVE RIGHT OF SALE LISTING AGREEMENT

That Contract entered into on November 10, 2015
(month/day/year)

Between Investment Properties Corporation of Naples and Greater Naples Fire Rescue District
(broker) (owner)

of that property legally described as 4711 Outer Dr, Naples, FL 34112

PINELAND ON THE TRAIL LOTS 39-42 AND LOTS 45-49 FOLIO# 67080640009

IS REVISED AS FOLLOWS:

☒ A) Term of the Exclusive Right of Sale is extended through February 28, 2020
(month/day/year)

☒ Check here if listing has expired and is to be transferred back to Active status

☒ B) Listing offering price \$1,724,976 is changed to \$1,600,000
(present price) (new price)

☐ c) Terminate the Exclusive Right and Authority to Sell Contract and withdraw the property legally described above, effective _____

☐ D) Other _____

The parties agree that in lieu of signing future extensions of this agreement, an email from the Owner confirming same shall constitute a valid extension of the original agreement.

William V. Gonnering, CCIM, SIOR
(Listing Agent - please print)

William V. Gonnering, CCIM, SIOR
(Authorized Broker - please print)


(Authorized Broker - Signature)

(Owner-please print)

(Owner's Signature)

(Owner - please print)

(Owner's Signature)



**GREATER NAPLES FIRE RESCUE DISTRICT
BOARD OF FIRE COMMISSIONERS
Action Item Worksheet**

NEW BUSINESS

Agenda Item: III. B.
Subject: Resolution 2019-01 Adoption of the National Incident System
Meeting Date: February 12, 2019
Prepared By: Tara Bishop, Director

Background:

In Homeland Security Directive HSPD-5, the President directed the Secretary of the Department of Homeland Security to develop and administer a National Incident Management System (NIMS), which would provide a consistent nationwide approach for Federal, State, local, and tribal governments to work together more effectively and efficiently to prevent, prepare for, respond to and recover from domestic incidents, regardless of cause, size or complexity. The 2018 NIMS Implementation Objective provides the necessary guidance for adopting and implementing the NIMS structure for standard incident management.

Funding Source/Financial Impact:

N/A

Recommendation:

Staff recommends the adoption of Resolution 2019-01

Potential Motion:

I move to adopt Resolution 2019-01 formally adopting the National Incident Management System (NIMS)

A handwritten signature in blue ink, appearing to read "Kim O. Pace", is written over a horizontal line.



FEMA

NIMS Implementation Objectives

for Local, State, Tribal, and Territorial Jurisdictions

2018 Update

The National Incident Management System (NIMS) provides stakeholders across the whole community with the shared vocabulary, systems, and processes to successfully deliver the capabilities described in the [National Preparedness System](#). NIMS helps prepare the nation for catastrophic disasters by uniting all incident personnel, from on-scene responders to individuals in Emergency Operations Centers (EOC) and senior officials, enabling them to meet challenges beyond the capacity of any single jurisdiction or organization.

This nationwide unity of effort hinges on a shared understanding of what NIMS implementation entails. The NIMS Implementation Objectives provide the baseline for that understanding.

The NIMS Implementation Objectives reflect the concepts and principles contained in NIMS and aim to promote consistency in NIMS implementation across the Nation. The NIMS Implementation Objectives clarify the NIMS implementation requirements in FEMA preparedness grant Notices of Funding Opportunity. As recipients and subrecipients of Federal preparedness (non-disaster) grant awards, jurisdictions and organizations must achieve, or be actively working to achieve, all of the NIMS Implementation Objectives.

In addition to the Implementation Objectives, the following chart outlines a vision for each NIMS component and example indicators for each objective. The visions outline the intended end state of the activities under that component. The indicators are examples of characteristics that are frequently associated with jurisdictions and organizations that have achieved the objective. They are not requirements criteria, nor are the indicators intended as a checklist for achieving the objectives. The indicators are a tool to assist jurisdictions and organizations in meeting the new Implementation Objectives.

NIMS Implementation Objectives		Example Indicators
General <i>Vision: Policies and processes are in place to support NIMS implementation</i>	1. Adopt the National Incident Management System (NIMS) throughout the jurisdiction or organization to prevent, protect against, mitigate, respond to, and recover from incidents.	A current and valid legal authority indicating that NIMS is the system of choice for the jurisdiction or organization.
	2. Designate and maintain a point of contact (POC) to serve as the principal coordinator for the implementation of NIMS.	Stakeholder notification including contact information for a current NIMS point of contact responsible for the overall coordination and development of NIMS-related activities and documents for the jurisdiction.
	3. Ensure that incident personnel receive pertinent NIMS training in alignment with the NIMS Training Program.	Official training guidance that specifies: <ul style="list-style-type: none"> • Which training courses incident personnel must take; • How long they have to complete the training after they join the jurisdiction or organization; and • Frequency of refresher training.
Resource Management <i>Vision: Consistent, interoperable identification, management, and sharing of incident resources</i>	4. Identify and inventory deployable incident resources consistent with national NIMS resource typing definitions and job titles/position qualifications, available through the Resource Typing Library Tool. (NIMS pages 6-7, http://www.fema.gov/resource-management-mutual-aid).	Up-to-date resource inventory (such as the Incident Resource Inventory System) that uses NIMS resource-typing definitions for all shareable or deployable resources.
	5. Adopt NIMS terminology for the qualification, certification, and credentialing of incident personnel. (NIMS page 8) <i>Developing or participating in a qualification, certification, and credentialing program that aligns with the National Qualification System (NQS) is recommended, but not required.</i>	Official guidance document specifying how incident personnel are qualified, certified, and credentialed consistent with NIMS terminology.
	6. Use the NIMS Resource Management Process during incidents (identify requirements, order and acquire, mobilize, track and report, demobilize, reimburse and restock). (NIMS page 12)	Current standard operating procedures align with the NIMS Resource Management Process. Exercise or real-world incident documentation indicating the appropriate use of NIMS Resource Management process and NIMS resource typing definitions.
	7. At the jurisdictional level, develop, maintain, and implement mutual aid agreements (to include agreements with the private sector and nongovernmental organizations).	Mutual aid agreements are up-to-date and in effect, covering neighboring jurisdictions, the private sector, and nongovernmental organizations.

NIMS Implementation Objectives		Example Indicators
Command and Coordination <i>Vision: Integrated decision making and unity of effort among all incident personnel</i>	8. Apply ICS as the standard approach to the on-scene command, control, and coordination of incidents.	Exercise or real-world incident documentation or after-action reports indicating consistent use of NIMS principles, procedures, and structures including the Incident Command System (ICS), Multiagency Coordination (MAC) Groups, and Joint Information Systems (JIS). Standard operating procedures and emergency operations plans that reflect NIMS guidance such as the NIMS Management Characteristics, ICS, MAC Groups, and JIS.
	9. Implement JIS for the dissemination of incident information to the public, incident personnel, traditional and social media, and other stakeholders.	
	10. Use MAC Groups/Policy Groups during incidents to enable decision making among elected and appointed officials and support resource prioritization and allocation.	
	11. Organize and manage EOCs and EOC teams consistent with pertinent NIMS guidance.	Emergency Operations Plans (EOP), Standard Operating Procedures (SOP), organizational charts, or training program materials reflecting NIMS EOC guidance.
Communications and Information Management <i>Vision: Information gets to who it needs to, when it needs to, and in a means they can understand.</i>	12. Apply plain language and clear text communications standards.	SOPs, standard operating guidelines, and training program materials direct the use of plain language and clear text for incident communications.
	13. Enable interoperable and secure communications within and across jurisdictions and organizations.	Exercise and/or real-world incident documentation and/or after action reports indicate that: <ul style="list-style-type: none"> • Communications and information systems are reliable and scalable and can function in any type of incident; • Communications systems are resilient and redundant; • Incident data, networks, and systems are appropriately protected and secure; • Appropriate communication guidance is incorporated into EOPs or supporting plans or annexes; and • Incident communications personnel have experience establishing and supporting interoperable communications.
	14. Develop, maintain, and implement procedures for data collection, analysis, and dissemination to meet organizational needs for situational awareness.	Exercise or real-world incident documentation indicate that incident personnel are collecting, analyzing, and disseminating situational awareness effectively and consistently with NIMS guidance. Data collection plans and SOPs align with NIMS guidance on information management and NIMS command and coordination structures.



RESOLUTION 2019- 01

RESOLUTION TO FORMALLY ADOPT THE NATIONAL INCIDENT MANAGEMENT SYSTEM (NIMS)

WHEREAS, in Homeland Security Directive HSPD-5, the President directed the Secretary of the Department of Homeland Security to develop and administer a National Incident Management System (NIMS), which would provide a consistent nationwide approach for Federal, State, local, and tribal governments to work together more effectively and efficiently to prevent, prepare for, respond to and recover from domestic incidents, regardless of cause, size or complexity; and

WHEREAS, it is necessary and desirable that all Federal, State, local and tribal emergency agencies and personnel coordinate their efforts to effectively and efficiently provide the highest levels of incident management, and

WHEREAS, to facilitate the most efficient and effective incident management it is critical that Federal, State, local, and tribal organizations utilize standard terminology, standard organizational structures, interoperable communications, consolidated action plans, unified command structures, uniform personnel qualification standards, uniform standards for planning, training, and exercising, comprehensive resource management, and designated incident facilities during emergencies or disasters, and

WHEREAS, the NIMS standardized procedures for managing personnel, communications, facilities and resources will improve the ability to utilize federal funding to enhance local and state agency readiness, maintain first responder safety, and streamline incident management process, and

WHEREAS, the Incident Command System components of NIMS are already an integral part of various incident management activities throughout the County, including current emergency management training programs, and

WHEREAS, the National Commission of Terrorist Attacks (911 Commission) recommended adoption of a standardized Incident Command System

NOW, THEREFORE, BE IT RESOLVED: That the Greater Naples Fire Rescue District Board of Commissioners does hereby establish the National Incident Management System (NIMS) as the standard for incident management.

ADOPTED by the Greater Naples Fire Rescue District Board of Commissioners this 12th day of February, 2019. The foregoing Resolution was duly adopted at said meeting by the affirmative vote of ____ members, and opposed by ____ members, and that said Resolution has been duly recorded in the Official Records and is in full force and effect.

Chairman Tom Henning

Commissioner Jeff Page

Commissioner Kevin Gerrity

Commissioner David Stedman

Commissioner Charles Cottiers