



AGENDA
GREATER NAPLES FIRE RESCUE DISTRICT
BOARD OF FIRE COMMISSIONERS MEETING
June 11, 2019

I. Meeting Opened

A. Pledge of Allegiance and Invocation

B. Line of Duty Deaths Reading and Moment of Silence

C. Consent Agenda

All matters listed under this item are considered routine and action will be taken by one motion without separate discussion of each item; if discussion is desired by a member of the Board, that item(s) will be removed from the Consent Agenda and considered separately.

1. Treasurer Report - Director Bishop **1 - 15**

2. Disposition of Fixed Assets 19- 005 - Director Bishop **16**

3. At-A-Boy **17**

D. Approval, Additions and Deletions to the Agenda

E. Approval of the GNFD Minutes for May 14, 2019 **18 - 20**

F. Awards and Recognition

1. Lieutenant Promotions: Jack Beckman, Jason Bledsoe, and Ben Krick

2. Driver Engineer Promotions: Torrence Andrews, David Festa, and Paul Pernak

3. Eagle Awards

- Firefighters: Mario Castaneda (2), James Farley, Brad, Frazier, Kristen King, Robert Oxar, Bradley Packard, Dolores Perez, Paul Pernak, Nathan Pratt, Daniel Rojas, Michael Tomaselli, and Mike Zmejkoski
- Driver Engineers: Aaron Cline, David Cranor, Jay Crouse, Ken Moyer, Adam Orsolini, and Matthew Stoller
- Lieutenants: Manny Arroyo, Jordan Boutilier, Mike Lowe, Tony McGee (2), Jason Michael, Todd Nugent, Daniel Sawyer (2), Jason Sellers, and John Taylor
- Captain Scott Hogan and Battalion Chief Jeff Davenport

G. Fire Chief's District Report - Chief Schuldt **21 - 32**

H. Chapter 175 Firefighters' Pension Plan

I. Local 2396 Report – President Kevin Nelmes

II. OLD BUSINESS

A. AIW – KNOX Key Secure Update- Deputy Chief Hanson **33 - 34**

B. AIW – Station 21 Generator Grant- Deputy Chief McLaughlin **35**

C. AIW – Ochopee Management Agreement Extension & Amendment- Director Bishop **36-38**



AGENDA
GREATER NAPLES FIRE RESCUE DISTRICT
BOARD OF FIRE COMMISSIONERS MEETING
June 11, 2019

III. NEW BUSINESS

- | | | |
|----|--|----------------|
| A. | AIW- Ballistics / NFPA 3000- Assistant Chief Sapp | 39 - 45 |
| B. | AIW- EMS Position – Chief Schuldt | 46 - 47 |
| C. | AIW- FY 19-20 Budget Meeting Schedule- Director Bishop | 48 |
| D. | Public Comment on items not listed on the Agenda | |
| E. | Comments by Commissioners | |

IV. ADJOURNMENT

Next Regular BOFC Meeting Tuesday July 8, 2019

Balance Sheet
As of 5/31/2019

Greater Naples Fire Rescue District (GNF)

Assets

CASH IN BANK

10100-001-0000-002	PAYROLL - GNFRD	\$	439,716.41	
10100-001-0000-003	DENTAL ACCOUNT (GNFRD)	\$	23,740.08	
10100-001-0000-004	HEALTH FUND (GNFRD)	\$	69,601.85	
10100-001-0000-005	UHC - MEDICARE - GNFRD	\$	46,731.18	
10100-001-0000-010	PURCHASING CARD	\$	149.99	
10100-001-0001-001	GENERAL FUND - OPERATIONS	\$	11,525,229.56	
10100-001-0015-000	DEBT SERVICE RESERVE FUND	\$	709,602.38	
10100-001-0200-000	FIRST FLORIDA INTEGRITY BANK	\$	2,075,601.45	
Total CASH IN BANK:				\$ 14,890,372.90

ACCOUNTS RECEIVABLE

11500-001-0001-000	COLLIER COUNTY RECEIVABLE	\$	18,974.67	
11500-001-0003-000	EMPLOYEE RECEIVABLE	\$	8,297.34	
11500-001-0007-000	MISCELLANEOUS RECEIVABLE	\$	10,430.50	
11500-001-0008-000	MISC. RECEIVABLE- PREVENTION	\$	29,985.00	
11500-001-0009-000	COLLIER COUNTY RECEIVABLE	\$	498.88	
11500-001-0011-000	RETURNED CHECKS	\$	160.00	
11500-001-0013-000	FALSE ALARM RECEIVABLE	\$	2,735.43	
Total ACCOUNTS RECEIVABLE:				\$ 71,081.82

DUE FROM OTHER FUNDS

13100-001-0003-000	DUE FROM FOUNDATION TO GENERAL FUND	\$	921.25	
13200-900-0001-001	DUE FROM MM63 FOR SET UP	\$	75,000.00	
13300-001-0000-001	DUE FROM M63	\$	266,434.00	
13300-001-0000-002	M63 - PARAMEDIC LABOR	\$	236,434.80	
Total DUE FROM OTHER FUNDS:				\$ 578,790.05

PROPERTY HELD FOR SALE

15000-001-0000-000	PROPERTY HELD FOR SALE	\$	1,000,000.00	
Total PROPERTY HELD FOR SALE:				\$ 1,000,000.00

PREPAID

15500-001-0001-000	PREPAID INSURANCE	\$	36,236.80	
15500-001-0004-000	DEPOSIT IN ZENNITH FOR GRIT CLAIMS	\$	20,732.79	
Total PREPAID:				\$ 56,969.59
Total Assets:				\$ 16,597,214.36

Liabilities

VOUCHER PAYABLE

20100-001-0000-009	EE ELECTIVE LIFE INS - STANDARD INS	\$	-1,293.74	
20100-001-0000-010	EE CONTRIBUTION TO FRS	\$	-0.12	
20100-001-0000-013	FSA CONTRIBUTION	\$	7,743.32	
20100-001-0000-022	FSA Contributions from Prior Year	\$	1,384.69	
20100-001-0000-023	UNION LOANS TO EMPLOYEES	\$	31.80	
Total VOUCHER PAYABLE:				\$ 7,865.95

OTHER CURRENT LIABILITIES

22900-001-0001-000	GRIT BANKRUPTCY DISPURSEMENT	\$	32,404.42	
Total OTHER CURRENT LIABILITIES:				\$ 32,404.42
Total Liabilities:				\$ 40,270.37

Equity

PREPAID EXPENSES

27300-000-0000-001	PREPAID EXPENSES	\$	146,811.56	
27300-000-0000-002	LAND HELD FOR SALE	\$	1,000,000.00	

Run Date: 6/6/2019 3:26:50PM

Page: 1

G/L Date: 5/31/2019

**Balance Sheet
As of 5/31/2019**

Greater Naples Fire Rescue District (GNF)

FUND BALANCE			
28100-001-0000-000	FUND BALANCE - RESTRICTED	\$	697,321.00
28300-001-0000-000	FUND BALANCE ASSIGNED	\$	3,160,440.00
28400-001-0000-000	FUND BALANCE - UNASSIGNED	\$	2,262,553.32
28400-001-0000-002	Retained Earnings-Current Year	\$	10,661,451.01
28400-001-0000-002	FUND BALANCE CURRENT YEAR	\$	-1,371,632.90
Total FUND BALANCE:			
		\$	15,410,132.43
Total Equity:		\$	16,556,943.99
Total Liabilities & Equity:		\$	16,597,214.36

GNFRD INCOME STATEMENT
For The 8 Periods Ended 5/31/2019

Greater Naples Fire Rescue District (GNF)

		Period to Date	%	ORIGINAL PTD Budget	%	Year to Date	%	ORIGINAL Annual Budget	%
Revenue									
TAXES									
31100-001-0000-001	AD VALOREM	179,089.63	40.59	2,298,707.00	84.17	27,496,059.27	88.49	27,584,484.00	84.17
31100-001-0000-002	PRIOR YEAR TAXES	0.00	0.00	40,829.50	1.49	5,755.16	0.02	489,954.00	1.49
31100-001-0000-003	WARRANT DISTRIBUTIONS	0.00	0.00	200.00	0.01	4,363.47	0.01	2,400.00	0.01
31100-001-0000-004	COUNTY HELD DISTRIBUTIONS	0.00	0.00	12.50	0.00	-16.11	0.00	150.00	0.00
31100-001-0000-005	AD VALOREM INTEREST	0.00	0.00	125.00	0.00	13,265.65	0.04	1,500.00	0.00
31100-001-0000-007	EXCESS FEES	0.00	0.00	8,333.33	0.31	702,925.88	2.26	100,000.00	0.31
31100-001-2060-012	AD VALOREM - OCHOPEE	0.00	0.00	107,107.75	3.92	602,089.84	1.94	1,285,293.00	3.92
31100-001-2060-013	OCHOPEE MANAGEMENT FEE	0.00	0.00	47,091.67	1.72	565,100.00	1.82	565,100.00	1.72
Total TAXES:		179,089.63	40.59	2,502,406.75	91.63	29,389,543.16	94.59	30,028,881.00	91.63
INSPECTION FEES NEW									
32901-001-0000-010	INSPECTION FEES NEW CONSTRL	63,603.48	14.42	42,437.92	1.55	447,405.92	1.44	509,255.00	1.55
32901-001-0000-011	TIMED INSP/RE-INSP FEES NEW C	450.00	0.10	833.33	0.03	6,150.00	0.02	10,000.00	0.03
32901-001-0000-012	RE-INSPECTON - NEW	6,525.00	1.48	3,541.67	0.13	42,275.00	0.14	42,500.00	0.13
32901-001-0000-014	KEY BOX INSPECTION - NEW	0.00	0.00	83.33	0.00	0.00	0.00	1,000.00	0.00
32901-001-0000-015	HYDRANT THRUST BLOCK	400.00	0.09	375.00	0.01	5,900.00	0.02	4,500.00	0.01
32901-001-0000-016	HYDRANT THRUST BLOCK RE-INS	0.00	0.00	41.67	0.00	700.00	0.00	500.00	0.00
32901-001-0000-017	FIRE FLOWS	2,250.00	0.51	1,708.33	0.06	18,400.00	0.06	20,500.00	0.06
32901-001-0000-018	FIRE FLOW RE-INSPECTION	0.00	0.00	75.00	0.00	2,250.00	0.01	900.00	0.00
32901-001-2060-000	INSPECTION FEES NEW - OCHOPEE	0.00	0.00	250.00	0.01	8,639.23	0.03	3,000.00	0.01
Total INSPECTION FEES NEW:		73,228.48	16.60	49,346.25	1.81	531,720.15	1.71	592,155.00	1.81
INSPECTION FEES EXISTING									
32910-001-1000-110	INSP. FEES EXISTING - TIMED	75.00	0.02	62.50	0.00	975.00	0.00	750.00	0.00
32910-001-1000-111	OCCUPATIONAL INSPECTION	3,225.00	0.73	2,000.00	0.07	20,310.00	0.07	24,000.00	0.07
32910-001-1000-112	RE-INSPECTION FEES - EXISTING	0.00	0.00	125.00	0.00	100.00	0.00	1,500.00	0.00
32910-001-1000-113	INSPECTION FEES 0 - 3,000 SQ FT	225.00	0.05	416.67	0.02	2,675.00	0.01	5,000.00	0.02
32910-001-1000-114	INSPECTION FEES 3,001 - 30,000 S	700.00	0.16	250.00	0.01	2,800.00	0.01	3,000.00	0.01
32910-001-1000-115	INSPECTION FEES 30,001 - 100,000	1,500.00	0.34	295.83	0.01	7,060.00	0.02	3,550.00	0.01
32910-001-1000-116	INSPECTION FEES OVER 100,000 S	400.00	0.09	500.00	0.02	8,360.00	0.03	6,000.00	0.02
32910-001-1000-117	KEY BOX INSPECTIONS - EXISTING	0.00	0.00	20.83	0.00	0.00	0.00	250.00	0.00
32910-001-1000-119	INSP. FEES APARTMENT/CONDO	0.00	0.00	0.00	0.00	300.00	0.00	0.00	0.00
Total INSPECTION FEES EXISTING:		6,125.00	1.39	3,670.83	0.13	42,580.00	0.14	44,050.00	0.13
FEDERAL GRANTS									
33100-001-0000-201	FEDERAL GRANTS APPLIED FOR	0.00	0.00	16,696.83	0.61	0.00	0.00	200,362.00	0.61
33100-001-0000-203	GRANT - HURRICANE IRMA	0.00	0.00	0.00	0.00	248,430.81	0.80	0.00	0.00
33100-001-0000-204	GRANT- 30th AVENUE FIRE	0.00	0.00	0.00	0.00	87,063.07	0.28	0.00	0.00

Run Date: 6/6/2019 3:25:14PM

G/L Date: 5/31/2019

Page: 1

GNFRD INCOME STATEMENT
For The 8 Periods Ended 5/31/2019

Greater Naples Fire Rescue District (GNF)

	Period to Date	%	ORIGINAL PTD Budget	%	Year to Date	%	ORIGINAL Annual Budget	%
FEDERAL GRANTS	(Continued)							
33100-001-0000-210 FEDERAL GRANTS- FEMA	0.00	0.00	100,502.50	3.68	0.00	0.00	1,206,030.00	3.68
Total FEDERAL GRANTS:	0.00	0.00	117,199.33	4.29	335,493.88	1.08	1,406,392.00	4.29
FIREFIGHTERS SUPPLEMENT INCOME								
33500-001-0000-210 FIREFIGHTER SUPPLEMENTAL INC	0.00	0.00	5,080.00	0.19	14,810.00	0.05	60,960.00	0.19
33500-001-0000-290 MARC UNIT - STATE OF FLORIDA	0.00	0.00	7,067.08	0.26	0.00	0.00	84,805.00	0.26
33500-001-0063-212 FDOT MM63 PARAMEDIC LABOR	48,213.46	10.93	0.00	0.00	284,648.26	0.92	0.00	0.00
Total FIREFIGHTERS SUPPLEMENT INCOME:	48,213.46	10.93	12,147.08	0.44	299,458.26	0.96	145,765.00	0.44
FIRE & LIFE SAFETY CHARGES & FEES								
34200-001-0000-202 REIMBURSEMENT FOR OT	2,850.00	0.65	500.00	0.02	24,700.00	0.08	6,000.00	0.02
34200-001-0000-203 FALSE ALARMS	2,875.00	0.65	2,500.00	0.09	33,925.00	0.11	30,000.00	0.09
34200-001-0000-204 FIRE WATCH	0.00	0.00	208.33	0.01	9,950.00	0.03	2,500.00	0.01
34200-001-0000-206 ISO LETTERS	50.00	0.01	25.00	0.00	375.00	0.00	300.00	0.00
34200-001-0000-207 KEY BOXES SOLD	0.00	0.00	25.00	0.00	0.00	0.00	300.00	0.00
34200-001-0000-208 DUPLICATE NOC'S	60.00	0.01	41.67	0.00	545.00	0.00	500.00	0.00
34200-001-0000-209 DEFICIENCY REVIEWS	300.00	0.07	187.50	0.01	2,600.00	0.01	2,250.00	0.01
34200-001-0000-210 VARIANCE REQUESTS	200.00	0.05	250.00	0.01	1,500.00	0.00	3,000.00	0.01
34200-001-0000-211 FIRE WORK PERMITS	0.00	0.00	83.33	0.00	900.00	0.00	1,000.00	0.00
34200-001-0000-212 TRAINING DONE BY F & L SAFETY	0.00	0.00	25.00	0.00	320.00	0.00	300.00	0.00
34200-001-0000-904 SPECIAL EVENT INSPECTION FEE:	0.00	0.00	41.67	0.00	2,400.00	0.01	500.00	0.00
34200-001-0000-905 OTHER F & L MISC. INCOME	0.00	0.00	166.67	0.01	2,000.00	0.01	2,000.00	0.01
Total FIRE & LIFE SAFETY CHARGES & FEES:	6,335.00	1.44	4,054.17	0.15	79,215.00	0.25	48,650.00	0.15
INTEREST EARNINGS								
36100-001-0000-001 INTEREST EARNINGS	19,438.07	4.41	4,620.00	0.17	102,406.61	0.33	55,440.00	0.17
Total INTEREST EARNINGS:	19,438.07	4.41	4,620.00	0.17	102,406.61	0.33	55,440.00	0.17
RENTALS & LEASES								
36200-001-0000-002 CELL TOWER LEASE CONTRACT	0.00	0.00	7,500.00	0.27	26,467.65	0.09	90,000.00	0.27
36200-001-0000-003 PUBLIC SAFETY - STATION 21	503.61	0.11	600.00	0.02	4,715.24	0.02	7,200.00	0.02
36200-001-0000-004 PUBLIC SAFETY - STATION 22	498.88	0.11	344.00	0.01	3,691.07	0.01	4,128.00	0.01
36200-001-0000-005 PUBLIC SAAFTY - STATION 23	300.00	0.07	600.00	0.02	2,400.00	0.01	7,200.00	0.02
36200-001-0000-006 PUBLIC SAFETY - STATION 20	970.50	0.22	750.00	0.03	6,478.99	0.02	9,000.00	0.03
Total RENTALS & LEASES:	2,272.99	0.52	9,794.00	0.36	43,752.95	0.14	117,528.00	0.36
DISPOSITION OF FIXED ASSETS								
36400-001-0000-001 DISPOSITION OF FIXED ASSETS	0.00	0.00	5,000.00	0.18	62,111.04	0.20	60,000.00	0.18
Total DISPOSITION OF FIXED ASSETS:	0.00	0.00	5,000.00	0.18	62,111.04	0.20	60,000.00	0.18
CONTRIBUTIONS AND DONATIONS								
36600-001-0000-001 CONTRIBUTIONS AND DONATIONS	0.00	0.00	125.00	0.00	202.00	0.00	1,500.00	0.00

Run Date: 6/6/2019 3:25:15PM
G/L Date: 5/31/2019

Page: 2

GNFRD INCOME STATEMENT
For The 8 Periods Ended 5/31/2019

Greater Naples Fire Rescue District (GNF)

	Period to Date	%	ORIGINAL PTD Budget	%	Year to Date	%	ORIGINAL Annual Budget	%
Total CONTRIBUTIONS AND DONATIONS:	0.00	0.00	125.00	0.00	202.00	0.00	1,500.00	0.00
OTHER MISCELLANEOUS INCOME								
36900-001-0000-901 BLS TRAINING	0.00	0.00	20.83	0.00	100.00	0.00	250.00	0.00
36900-001-0000-902 FIRE MARSHALL MOU REIMBURSE	0.00	0.00	3,750.00	0.14	26,387.28	0.08	45,000.00	0.14
36900-001-0000-903 GULF AMERICA CORP (GAC) LANC	106,362.72	24.11	8,863.58	0.32	106,362.72	0.34	106,363.00	0.32
36900-001-0000-904 SHOP REVENUE	0.00	0.00	7,083.33	0.26	47,955.35	0.15	85,000.00	0.26
36900-001-0000-906 OTHER MISC. INCOME	146.37	0.03	41.67	0.00	392.70	0.00	500.00	0.00
36900-001-0000-907 FLORIDA DEPT OF CORRECTIONS	0.00	0.00	64.42	0.00	0.00	0.00	773.00	0.00
36900-001-2010-052 REVENUE FF FELLOWSHIP	0.00	0.00	0.00	0.00	1,561.22	0.01	0.00	0.00
36900-001-4010-046 VEHICLE REPAIR INSURANCE REII	0.00	0.00	2,916.67	0.11	2,197.41	0.01	35,000.00	0.11
Total OTHER MISCELLANEOUS INCOME:	106,509.09	24.14	22,740.50	0.83	184,956.68	0.60	272,886.00	0.83
Total Revenue:	441,211.72	100.00	2,731,103.91	100.00	31,071,439.73	100.00	32,773,247.00	100.00
Gross Profit:	441,211.72	100.00	2,731,103.91	100.00	31,071,439.73	100.00	32,773,247.00	100.00
Expenses								
LEGISLATIVE SALARIES								
51100-001-0000-011 LEGISLATIVE SALARIES (COMMIS)	2,500.00	0.57	2,708.33	0.10	20,250.00	0.07	32,500.00	0.10
Total LEGISLATIVE SALARIES:	2,500.00	0.57	2,708.33	0.10	20,250.00	0.07	32,500.00	0.10
EXECUTIVE SALARIES & WAGES								
51200-001-0000-011 EXECUTIVE SALARIES	118,439.94	26.84	139,472.00	5.11	967,392.25	3.11	1,673,664.00	5.11
51200-001-0000-012 EXECUTIVE 175 PENSION CONTRA	398.72	0.09	395.83	0.01	3,293.61	0.01	4,750.00	0.01
Total EXECUTIVE SALARIES & WAGES:	118,838.66	26.93	139,867.83	5.12	970,685.86	3.12	1,678,414.00	5.12
ADMINISTRATIVE SALARIES								
51300-001-1000-012 SALARIES - NON BARGAINING (AD	75,668.67	17.15	92,198.92	3.38	643,927.86	2.07	1,106,387.00	3.38
51300-001-1000-014 OVERTIME (NON-BARGAINING)	6,884.34	1.56	6,250.00	0.23	73,111.00	0.24	75,000.00	0.23
Total ADMINISTRATIVE SALARIES:	82,553.01	18.71	98,448.92	3.60	717,038.86	2.31	1,181,387.00	3.60
BARGAINING UNIT SHIFT SALARIES & WAGES								
51310-001-2000-012 BARGAINING UNIT SALARIES - SHI	836,582.54	189.61	902,158.67	33.03	6,855,441.29	22.06	10,825,904.00	33.03
51310-001-2000-013 FIREFIGHTERS - PART TIME	9,072.00	2.06	10,416.67	0.38	98,696.31	0.32	125,000.00	0.38
51310-001-2000-014 OVERTIME - SHIFT	124,131.67	28.13	146,062.50	5.35	1,252,283.07	4.03	1,752,750.00	5.35
51310-001-2050-012 SAFER GRANT SALARIES -FF	52,130.38	11.82	87,500.00	3.20	246,876.36	0.79	1,050,000.00	3.20
51310-001-2050-014 SAFER GRANT OVERTIME - FF	5,288.23	1.20	4,167.00	0.15	18,932.66	0.06	50,000.00	0.15
51310-001-2063-012 BARGAINING UNIT SHIFT MM63	0.00	0.00	0.00	0.00	-500,971.09	-1.61	0.00	0.00
Total BARGAINING UNIT SHIFT SALARIES & WAGE	1,027,204.82	232.81	1,150,304.84	42.12	7,971,258.60	25.65	13,803,654.00	42.12
BARGAINING UNIT - NON SHIFT								
51320-001-3000-012 SALARIES - FIRE & LIFE SAFETY	59,510.32	13.49	61,296.67	2.24	495,328.00	1.59	735,560.00	2.24
51320-001-3000-014 OVERTIME FIRE & LIFE SAFETY	1,650.61	0.37	10,416.67	0.38	31,829.88	0.10	125,000.00	0.38

Run Date: 6/6/2019 3:25:15PM
G/L Date: 5/31/2019

Page: 3

GNFRD INCOME STATEMENT
For The 8 Periods Ended 5/31/2019

Greater Naples Fire Rescue District (GNF)

		Period to Date	%	ORIGINAL PTD Budget	%	Year to Date	%	ORIGINAL Annual Budget	%
Total BARGAINING UNIT - NON SHIFT:		61,160.93	13.86	71,713.34	2.63	527,157.88	1.70	860,560.00	2.63
EARNINGS OTHER									
51330-001-9000-011	DISPLACEMENT PAY	0.00	0.00	12.50	0.00	26.90	0.00	150.00	0.00
51330-001-9000-013	HOLIDAY	0.00	0.00	18,750.00	0.69	8,118.24	0.03	225,000.00	0.69
51330-001-9000-014	VACATION	12,173.69	2.76	10,000.00	0.37	12,762.17	0.04	120,000.00	0.37
51330-001-9000-015	SICK TIME	7,253.70	1.64	21,666.67	0.79	8,603.72	0.03	260,000.00	0.79
51330-001-9000-016	457 CONTRACTUAL	384.62	0.09	408.33	0.01	3,173.11	0.01	4,900.00	0.01
51330-001-9010-011	LIFE INSURANCE OVER \$50,000	0.00	0.00	0.00	0.00	5,186.12	0.02	0.00	0.00
51330-001-9010-012	LIFE INSURANCE OVER \$50,000	0.00	0.00	0.00	0.00	-5,186.12	-0.02	0.00	0.00
51330-001-9011-012	CLOTHING ALLOWANCE	0.00	0.00	116.67	0.00	1,400.00	0.00	1,400.00	0.00
51330-001-9012-011	DISABILITY BENEFITS	7,886.54	1.79	0.00	0.00	90,758.23	0.29	0.00	0.00
51330-001-9012-012	NET DISABILITY BENEFITS	-7,886.54	-1.79	0.00	0.00	-90,758.23	-0.29	0.00	0.00
Total EARNINGS OTHER:		19,812.01	4.49	50,954.17	1.87	34,084.14	0.11	611,450.00	1.87
DEBT SERVICE									
51700-001-0000-071	DEBT SERVICE - PRINCIPAL PAYM	0.00	0.00	50,601.17	1.85	424,307.52	1.37	607,214.00	1.85
51700-001-0000-072	DEBT SERVICE - INTEREST PAYME	0.00	0.00	6,333.33	0.23	105,704.14	0.34	76,000.00	0.23
Total DEBT SERVICE:		0.00	0.00	56,934.50	2.08	530,011.66	1.71	683,214.00	2.08
FICA TAXES									
52201-001-0000-011	ER SS TAXES	79,733.05	18.07	106,250.00	3.89	786,955.07	2.53	1,275,000.00	3.89
52201-001-0000-012	ER MEDICARE TAXES	18,647.15	4.23	0.00	0.00	31,822.50	0.10	0.00	0.00
Total FICA TAXES:		98,380.20	22.30	106,250.00	3.89	818,777.57	2.64	1,275,000.00	3.89
RETIREMENT CONTRIBUTIONS									
52202-001-0010-022	FRS CONTRIBUTIONS	219,954.48	49.85	211,350.83	7.74	1,639,661.87	5.28	2,536,210.00	7.74
52202-001-0011-022	175 RETIREMENT PLAN CONTRIBL	19,227.64	4.36	45,769.33	1.68	197,958.66	0.64	549,232.00	1.68
52202-001-0012-022	NATIONWIDE RETIREMENT PLAN	3,203.82	0.73	4,166.67	0.15	28,422.55	0.09	50,000.00	0.15
52202-001-0013-022	DISTRICT DEF COMP MATCH	1,825.00	0.41	1,950.00	0.07	232,450.76	0.75	23,400.00	0.07
Total RETIREMENT CONTRIBUTIONS:		244,210.94	55.35	263,236.83	9.64	2,098,493.84	6.75	3,158,842.00	9.64
LIFE AND HEALTH INSURANCE									
52205-001-0010-023	INS BENEFITS FIXED - DENTAL	1,245.09	0.28	1,277.83	0.05	24,124.62	0.08	15,334.00	0.05
52205-001-0011-023	INSURANCE BENEFITS FIXED - LIF	3,989.71	0.90	3,776.83	0.14	34,800.45	0.11	45,322.00	0.14
52205-001-0012-023	INS BENEFITS FIXED - MEDICAL	257,986.47	58.47	243,205.25	8.91	2,331,807.43	7.50	2,918,463.00	8.91
52205-001-0013-023	INS BENEFITS FIXED - STD/LTD	9,083.26	2.06	8,592.67	0.31	80,764.20	0.26	103,112.00	0.31
52205-001-0014-023	INS BENEFITS FIXED - VISION	2,388.46	0.54	2,814.00	0.10	18,643.04	0.06	33,768.00	0.10
52205-001-0015-023	INS BENEFITS - DENTAL CLAIMS	15,177.02	3.44	12,333.33	0.45	94,717.68	0.30	148,000.00	0.45
52205-001-0016-023	INS BENEFITS - MEDICAL HRA	36,857.32	8.35	55,532.58	2.03	439,199.67	1.41	666,391.00	2.03
Total LIFE AND HEALTH INSURANCE:		326,727.33	74.05	327,532.49	11.99	3,024,057.09	9.73	3,930,390.00	11.99
WORKERS COMPENSATION									

Run Date: 6/6/2019 3:25:15PM
G/L Date: 5/31/2019

Page: 4

GNFRD INCOME STATEMENT
For The 8 Periods Ended 5/31/2019

Greater Naples Fire Rescue District (GNF)

		Period to Date	%	ORIGINAL PTD Budget	%	Year to Date	%	ORIGINAL Annual Budget	%
		(Continued)							
WORKERS COMPENSATION									
52210-001-0010-024	WORKERS COMPENSATION PREM	42,978.25	9.74	42,133.33	1.54	450,525.75	1.45	505,600.00	1.54
52210-001-0011-024	EE WORKERS COMP CHECKS	-4,695.00	-1.06	0.00	0.00	-14,081.48	-0.05	0.00	0.00
52210-001-0012-024	EXPENSES FOR GRIT CLAIMANTS	0.00	0.00	208.33	0.01	640.87	0.00	2,500.00	0.01
Total WORKERS COMPENSATION:		38,283.25	8.68	42,341.66	1.55	437,085.14	1.41	508,100.00	1.55
UNEMPLOYMENT COMPENSATION									
52215-001-0000-025	RE-EMPLOYMENT TAX	0.00	0.00	1,000.00	0.04	0.00	0.00	12,000.00	0.04
52215-001-0000-026	POST EMPLOYMENT BENEFITS (P	0.00	0.00	15,416.67	0.56	200,000.00	0.64	185,000.00	0.56
Total UNEMPLOYMENT COMPENSATION:		0.00	0.00	16,416.67	0.60	200,000.00	0.64	197,000.00	0.60
PROFESSIONAL SERVICES									
52220-001-0000-031	PROFESSIONAL SERVICES	7,167.58	1.62	21,666.67	0.79	156,842.53	0.50	260,000.00	0.79
52220-001-0011-031	CONTRACTUAL SERV - ADV COLLI	3,766.86	0.85	45,000.00	1.65	503,494.56	1.62	540,000.00	1.65
52220-001-0012-031	CONTRACTUAL SERV - IMPACT FE	1,213.44	0.28	1,166.67	0.04	10,346.99	0.03	14,000.00	0.04
52220-001-0013-031	CONTRACTUAL SERV - PROPERTY	0.00	0.00	14,666.67	0.54	157,279.16	0.51	176,000.00	0.54
52220-001-1000-031	CONTRACTUAL SERV - GENERAL	6,709.51	1.52	11,488.67	0.42	151,233.45	0.49	137,864.00	0.42
52220-001-2060-031	CONTRACTUAL SERV - OCHOPEE	77.50	0.02	1,633.75	0.06	11,955.19	0.04	19,605.00	0.06
52220-001-3000-031	CONTRACTUAL SERV FIRE & LIFE	684.55	0.16	3,316.67	0.12	36,077.61	0.12	39,800.00	0.12
52220-001-4000-031	CONTRACTUAL SERVICES FLEET	0.00	0.00	2,116.67	0.08	2,145.60	0.01	25,400.00	0.08
52220-001-8000-031	CONTRACTUAL SERV - FACILITEIS	1,500.00	0.34	15,715.67	0.58	38,775.14	0.12	188,588.00	0.58
Total PROFESSIONAL SERVICES:		21,119.44	4.79	116,771.44	4.28	1,068,150.23	3.44	1,401,257.00	4.28
ACCOUNTING & AUDITING									
52225-001-0000-032	ACCOUNTING & AUDITING	11,000.00	2.49	2,625.00	0.10	13,500.00	0.04	31,500.00	0.10
Total ACCOUNTING & AUDITING:		11,000.00	2.49	2,625.00	0.10	13,500.00	0.04	31,500.00	0.10
CURRENT CHARGES									
52230-001-0000-037	CURRENT CHARGES	821.69	0.19	3,541.67	0.13	12,409.72	0.04	42,500.00	0.13
Total CURRENT CHARGES:		821.69	0.19	3,541.67	0.13	12,409.72	0.04	42,500.00	0.13
TRAVEL & PER DIEM									
52235-001-0010-040	EMPLOYEE TOLLS REIMBURSEME	0.00	0.00	12.50	0.00	24.45	0.00	150.00	0.00
Total TRAVEL & PER DIEM:		0.00	0.00	12.50	0.00	24.45	0.00	150.00	0.00
COMMUNICATIONS & FREIGHT									
52240-001-0000-041	COMMUNICATIONS- CELL PHONE	732.94	0.17	2,416.67	0.09	11,302.36	0.04	29,000.00	0.09
52240-001-0000-042	FREIGHT & POSTAGE SERVICES	257.34	0.06	291.67	0.01	2,739.57	0.01	3,500.00	0.01
52240-001-0015-041	COMMUNICATIONS-GENERAL	11,156.21	2.53	10,010.83	0.37	77,546.49	0.25	120,130.00	0.37
52240-001-2060-041	COMMUNICATIONS - OCHOPEE	1,956.25	0.44	2,000.00	0.07	16,112.50	0.05	24,000.00	0.07
Total COMMUNICATIONS & FREIGHT:		14,102.74	3.20	14,719.17	0.54	107,700.92	0.35	176,630.00	0.54
UTILITY SERVICES									

Run Date: 6/6/2019 3:25:15PM
G/L Date: 5/31/2019

Page: 5

GNFRD INCOME STATEMENT
For The 8 Periods Ended 5/31/2019

Greater Naples Fire Rescue District (GNF)

		Period to Date	%	ORIGINAL PTD Budget	%	Year to Date	%	ORIGINAL Annual Budget	%
		(Continued)							
UTILITY SERVICES									
52245-001-0000-043	UTILITIES	13,711.57	3.11	15,506.92	0.57	115,841.20	0.37	186,083.00	0.57
52245-001-2060-043	UTILITY SERVICES - OCHOPEE	991.09	0.22	1,062.50	0.04	7,785.07	0.03	12,750.00	0.04
Total UTILITY SERVICES:		14,702.66	3.33	16,569.42	0.61	123,626.27	0.40	198,833.00	0.61
RENTALS & LEASES									
52250-001-0000-044	RENTALS & LEASES	65.05	0.01	666.67	0.02	1,036.87	0.00	8,000.00	0.02
52250-001-0015-044	RENTALS & LEASES - E-FLEET	9,535.34	2.16	9,764.08	0.36	75,960.79	0.24	117,169.00	0.36
52250-001-2010-044	RENTALS & LEASES - FELLOWSHIP	0.00	0.00	0.00	0.00	741.08	0.00	0.00	0.00
52250-001-8000-044	RENTALS & LEASES - FACILITIES/MAINT	0.00	0.00	2,700.00	0.10	27,100.00	0.09	32,400.00	0.10
Total RENTALS & LEASES:		9,600.39	2.18	13,130.75	0.48	104,838.74	0.34	157,569.00	0.48
INSURANCE GENERAL									
52255-001-0000-045	GENERAL INSURANCE	0.00	0.00	26,878.08	0.98	382,241.71	1.23	322,537.00	0.98
Total INSURANCE GENERAL:		0.00	0.00	26,878.08	0.98	382,241.71	1.23	322,537.00	0.98
REPAIR & MAINT									
52260-001-0500-046	REPAIRS- HURRICANE IRMA	0.00	0.00	18,750.00	0.69	5,136.78	0.02	225,000.00	0.69
52260-001-0700-046	REPAIR - RADIOS	0.00	0.00	666.67	0.02	3,446.14	0.01	8,000.00	0.02
52260-001-1000-046	REPAIR & MAINTENANCE - ADMIN	0.00	0.00	2,083.33	0.08	4,386.55	0.01	25,000.00	0.08
52260-001-2000-046	REPAIR & MAINT - OPERATIONS	545.56	0.12	1,000.00	0.04	13,340.18	0.04	12,000.00	0.04
52260-001-2060-046	REPAIR & MAINT OCHOPEE	0.00	0.00	1,166.67	0.04	10,452.97	0.03	14,000.00	0.04
52260-001-3000-046	REPAIR & MAINT. FIRE & LIFE SAFETY	179.90	0.04	997.92	0.04	2,703.33	0.01	11,975.00	0.04
52260-001-4010-046	VEHICLE REPAIR - GNFRD VEHICLE	36,533.12	8.28	33,333.33	1.22	186,499.84	0.60	400,000.00	1.22
52260-001-4011-046	VEHICLE REPAIR - NON GNFRD	33.34	0.01	2,500.00	0.09	37,189.29	0.12	30,000.00	0.09
52260-001-4020-046	REPAIR & MAINTENANCE- MARINE VESSEL	-136.08	-0.03	7,067.08	0.26	5,521.64	0.02	84,805.00	0.26
52260-001-4060-046	VEHICLE REPAIR - OCHOPEE	17.68	0.00	2,666.67	0.10	13,288.16	0.04	32,000.00	0.10
52260-001-4112-046	REPAIR & MAINT - MARINE VESSEL	4,746.92	1.08	500.00	0.02	5,825.54	0.02	6,000.00	0.02
52260-001-4115-046	MARINE VESSEL REP & MAINT - NON GNFRD	0.00	0.00	0.00	0.00	381.74	0.00	0.00	0.00
52260-001-4160-046	MARINE VESSEL REP & MAINT OCHOPEE	0.00	0.00	625.00	0.02	374.08	0.00	7,500.00	0.02
52260-001-5000-046	REPAIR & MAINTENANCE - TRAINING	0.00	0.00	208.33	0.01	3,572.98	0.01	2,500.00	0.01
52260-001-6000-046	REPAIR & MAINT - SPECIAL OPERATIONS	0.00	0.00	1,666.67	0.06	0.00	0.00	20,000.00	0.06
52260-001-6012-046	REPAIR & MAINTENANCE - SCBA	0.00	0.00	1,208.33	0.04	575.45	0.00	14,500.00	0.04
52260-001-7000-046	REPAIR & MAINTENANCE - MEDICAL	0.00	0.00	208.33	0.01	0.00	0.00	2,500.00	0.01
52260-001-8000-046	REPAIR & MAINT - FACILITIES/MAINT	2,501.24	0.57	11,741.67	0.43	35,770.90	0.12	140,900.00	0.43
Total REPAIR & MAINT:		44,421.68	10.07	86,390.00	3.16	328,465.57	1.06	1,036,680.00	3.16
PRINTING									
52265-001-0000-047	PRINTING & BINDING	869.60	0.20	125.00	0.00	1,193.72	0.00	1,500.00	0.00
Total PRINTING:		869.60	0.20	125.00	0.00	1,193.72	0.00	1,500.00	0.00
OFFICE SUPPLIES									

Run Date: 6/6/2019 3:25:15PM
G/L Date: 5/31/2019

Page: 6

GNFRD INCOME STATEMENT
For The 8 Periods Ended 5/31/2019

Greater Naples Fire Rescue District (GNF)

		Period to Date	%	ORIGINAL PTD Budget	%	Year to Date	%	ORIGINAL Annual Budget	%
		(Continued)							
OFFICE SUPPLIES									
52270-001-0000-051	OFFICE SUPPLIES	354.88	0.08	958.33	0.04	9,104.23	0.03	11,500.00	0.04
Total OFFICE SUPPLIES:		354.88	0.08	958.33	0.04	9,104.23	0.03	11,500.00	0.04
FUELS & LUBRICANTS									
52275-001-0010-052	FUELS & LUBRICANTS	23.00	0.01	2,625.00	0.10	7,673.53	0.02	31,500.00	0.10
52275-001-0011-052	FUELS & LUBRICANTS - UNLEADED	7,043.94	1.60	3,583.33	0.13	44,103.28	0.14	43,000.00	0.13
52275-001-0012-052	FUELS & LUBRICANTS - DIESEL	11,845.92	2.68	13,750.00	0.50	94,322.57	0.30	165,000.00	0.50
52275-001-0090-052	MARINE NON-ETHANOL UNLEADED	1,523.53	0.35	1,625.00	0.06	11,516.00	0.04	19,500.00	0.06
52275-001-2060-052	FUEL - OCHOPEE	0.00	0.00	981.25	0.04	0.00	0.00	11,775.00	0.04
Total FUELS & LUBRICANTS:		20,436.39	4.63	22,564.58	0.83	157,615.38	0.51	270,775.00	0.83
OPERATING SUPPLIES									
52285-001-0000-052	OPERATING-GEN-GEN	0.00	0.00	333.33	0.01	0.00	0.00	4,000.00	0.01
52285-001-1000-052	OPERATING SUPPLIES - ADMIN	0.00	0.00	275.00	0.01	1,166.80	0.00	3,300.00	0.01
52285-001-2000-052	OPERATING SUPPLIES - OPERATING	2,502.16	0.57	3,041.67	0.11	25,378.99	0.08	36,500.00	0.11
52285-001-2010-052	OPERATING EXPENSE - FF FELLOW	0.00	0.00	0.00	0.00	1,561.22	0.01	0.00	0.00
52285-001-2020-052	OPERATING EXP - HURRICANE MITIGATION	0.00	0.00	0.00	0.00	1,201.91	0.00	0.00	0.00
52285-001-2060-052	OPERATING SUPPLIES - OCHOPEE	0.00	0.00	291.67	0.01	1,623.90	0.01	3,500.00	0.01
52285-001-3000-052	OPERATING SUPPLY - FIRE & LIFE	0.00	0.00	1,250.00	0.05	2,288.83	0.01	15,000.00	0.05
52285-001-4000-052	OPERATING SUPPLIES - FLEET	1,254.78	0.28	666.67	0.02	4,918.94	0.02	8,000.00	0.02
52285-001-5000-052	OPERATING SUPPLIES - TRAINING	0.00	0.00	416.67	0.02	3,403.65	0.01	5,000.00	0.02
52285-001-6010-052	OPERATING SUPPLIES - DIVE	828.00	0.19	0.00	0.00	828.00	0.00	0.00	0.00
52285-001-7000-052	OPERATING SUPPLIES - MEDICAL	5,547.55	1.26	4,166.67	0.15	17,550.91	0.06	50,000.00	0.15
52285-001-8000-052	OPERATING SUPPLIES - FACILITIES	14.65	0.00	458.33	0.02	143.65	0.00	5,500.00	0.02
Total OPERATING SUPPLIES:		10,147.14	2.30	10,900.01	0.40	60,066.80	0.19	130,800.00	0.40
SMALL EQUIPMENT									
52910-001-1000-049	SMALL EQUIPMENT - ADMIN	0.00	0.00	1,250.00	0.05	2,640.81	0.01	15,000.00	0.05
52910-001-2000-049	SMALL EQUIPMENT - OPERATIONS	8,241.80	1.87	7,912.50	0.29	99,687.81	0.32	94,950.00	0.29
52910-001-2060-049	SMALL EQUIPMENT - OCHOPEE	836.83	0.19	833.33	0.03	2,124.26	0.01	10,000.00	0.03
52910-001-3000-049	SMALL EQUIP - FIRE & LIFE SAFETY	0.00	0.00	1,027.67	0.04	2,978.71	0.01	12,332.00	0.04
52910-001-4000-049	SMALL EQUIPMENT - FLEET	50.99	0.01	416.67	0.02	1,334.65	0.00	5,000.00	0.02
52910-001-5000-049	SMALL EQUIP - TRAINING	999.00	0.23	766.67	0.03	2,649.35	0.01	9,200.00	0.03
52910-001-6010-049	SMALL EQUIP - DIVE RESCUE	741.45	0.17	208.33	0.01	3,922.19	0.01	2,500.00	0.01
52910-001-6011-049	SMALL EQUIP - HAZ MAT	0.00	0.00	208.33	0.01	0.00	0.00	2,500.00	0.01
52910-001-6012-049	SMALL EQUIPMENT - SCBA	0.00	0.00	0.00	0.00	1,100.00	0.00	0.00	0.00
52910-001-6013-049	SMALL EQUIPMENT - USAR	0.00	0.00	208.33	0.01	0.00	0.00	2,500.00	0.01
52910-001-6014-049	SMALL EQUIPMENT--MERT	0.00	0.00	208.33	0.01	0.00	0.00	2,500.00	0.01
52910-001-7000-049	SMALL EQUIP - MEDICAL	0.00	0.00	416.67	0.02	100.00	0.00	5,000.00	0.02

Run Date: 6/6/2019 3:25:15PM
 G/L Date: 5/31/2019

Page: 7

GNFRD INCOME STATEMENT
For The 8 Periods Ended 5/31/2019

Greater Naples Fire Rescue District (GNF)

		Period to Date	%	ORIGINAL PTD Budget	%	Year to Date	%	ORIGINAL Annual Budget	%
		(Continued)							
SMALL EQUIPMENT									
52910-001-8000-049	SMALL EQUIP-FACILITIES & MAINT	48.35	0.01	291.67	0.01	377.35	0.00	3,500.00	0.01
Total SMALL EQUIPMENT:		10,918.42	2.47	13,748.50	0.50	116,915.13	0.38	164,982.00	0.50
UNIFORMS									
52920-001-1000-052	UNIFORMS - ADMIN	337.75	0.08	916.67	0.03	4,783.31	0.02	11,000.00	0.03
52920-001-2000-052	UNIFORMS-OPERATIONS	2,617.82	0.59	7,083.33	0.26	42,062.59	0.14	85,000.00	0.26
52920-001-2011-052	UNIFORMS - BUNKER GEAR	194.81	0.04	11,149.67	0.41	72,655.08	0.23	133,796.00	0.41
52920-001-3000-052	UNIFORMS - FIRE & LIFE SAFETY	0.00	0.00	416.67	0.02	2,687.00	0.01	5,000.00	0.02
Total UNIFORMS:		3,150.38	0.71	19,566.34	0.72	122,187.98	0.39	234,796.00	0.72
BOOKS, DUES									
52930-001-1000-055	BOOKS, DUES - ADMIN	119.00	0.03	3,423.33	0.13	23,686.31	0.08	41,080.00	0.13
52930-001-2000-055	BOOKS, DUES - OPERATIONS	13,567.48	3.08	10,833.33	0.40	72,951.73	0.23	130,000.00	0.40
52930-001-3000-055	BOOKS, DUES - FIRE & LIFE SAFETY	3,659.72	0.83	1,687.50	0.06	12,922.86	0.04	20,250.00	0.06
52930-001-4000-055	BOOKS, DUES - FLEET	35.31	0.01	865.00	0.03	4,775.31	0.02	10,380.00	0.03
52930-001-5000-055	BOOKS, DUES - TRAINING	0.00	0.00	5,833.33	0.21	3,882.33	0.01	70,000.00	0.21
52930-001-5010-055	BOOKS, DUES - TRAINING CPR	100.00	0.02	83.33	0.00	100.00	0.00	1,000.00	0.00
52930-001-6000-055	BOOKS, DUES- SPECIAL OPERATIONS	0.00	0.00	100.00	0.00	0.00	0.00	1,200.00	0.00
52930-001-6010-055	BOOKS, DUES-DIVE	0.00	0.00	0.00	0.00	315.00	0.00	0.00	0.00
52930-001-6012-055	BOOKS, DUES - CERT	0.00	0.00	166.67	0.01	3,071.55	0.01	2,000.00	0.01
52930-001-7000-055	BOOKS, DUES - MEDICAL	1,541.50	0.35	958.33	0.04	1,541.50	0.00	11,500.00	0.04
Total BOOKS, DUES:		19,023.01	4.31	23,950.82	0.88	123,246.59	0.40	287,410.00	0.88
CAPITAL OUTLAY									
52940-001-0000-062	CAPITAL OUTLAY - BUILDING & INFRASTRUCTURE	5,144.00	1.17	2,916.67	0.11	7,344.00	0.02	35,000.00	0.11
52940-001-0000-064	CAPITAL OUTLAY - EQUIP & FURNITURE	0.00	0.00	16,766.67	0.61	43,048.66	0.14	201,200.00	0.61
52940-001-0000-068	CAPITAL OUTLAY - INTANGIBLE ASSETS	0.00	0.00	416.67	0.02	0.00	0.00	5,000.00	0.02
52940-001-0000-069	CAPITAL OUTLAY - VEHICLES	0.00	0.00	20,031.67	0.73	214,980.24	0.69	240,380.00	0.73
52940-001-0000-070	CAPITAL OUTLAY - FIRE & RESCUE	0.00	0.00	17,727.08	0.65	64,427.74	0.21	212,725.00	0.65
Total CAPITAL OUTLAY:		5,144.00	1.17	57,858.76	2.12	329,800.64	1.06	694,305.00	2.12
Total Expenses:		2,205,483.57	499.87	2,757,019.95	100.95	20,409,988.72	65.69	33,084,235.00	100.95
Net Income from Operations:		-1,764,271.85	-399.87	-25,916.04	-0.95	10,661,451.01	34.31	-310,988.00	-0.95
Earnings before Income Tax:		-1,764,271.85	-399.87	-25,916.04	-0.95	10,661,451.01	34.31	-310,988.00	-0.95
Net Income (Loss):		-1,764,271.85	-399.87	-25,916.04	-0.95	10,661,451.01	34.31	-310,988.00	-0.95

Balance Sheet
As of 5/31/2019

Greater Naples Fire Rescue District (IMP)

Assets

10100-301-0000-001	IMPACT FEES (IBERAIBANK)	\$	5,602,760.15	
	Total Assets:		\$	<u><u>5,602,760.15</u></u>

Equity

28100-301-0000-001	FUND BALANCE - IMPACT FEES PRIOR YEAR RESTRICTED	\$	4,123,295.69	
28100-301-0000-002	Retained Earnings-Current Year	\$	466,996.06	
28100-301-0000-002	FUND BALANCE IMPACT FEES CURRENT YEAR	\$	<u>1,012,468.40</u>	
	Total Equity:		\$	<u><u>5,602,760.15</u></u>
	Total Liabilities & Equity:		\$	<u><u>5,602,760.15</u></u>

Impact Fees Income Statement
For The 8 Periods Ended 5/31/2019

Greater Naples Fire Rescue District (IMP)

	Period to Date	%	ORIGINAL PTD Budget	%	Year to Date	%	ORIGINAL Annual Budget	%
Revenue								
IMPACT FEES								
32400-301-0000-110 IMPACT FEES	121,229.78	94.40	108,333.33	98.86	843,879.63	95.87	1,300,000.00	98.86
Total IMPACT FEES:	121,229.78	94.40	108,333.33	98.86	843,879.63	95.87	1,300,000.00	98.86
GRANTS								
33100-301-0000-200 FEDERAL GRANT - PUBLIC SAFETY	0.00	0.00	0.00	0.00	0.00	0.00	0.00	0.00
33400-301-0000-200 STATE GRANT - PUBLIC SAFETY	0.00	0.00	0.00	0.00	0.00	0.00	0.00	0.00
Total GRANTS:	0.00	0.00	0.00	0.00	0.00	0.00	0.00	0.00
INTEREST EARNINGS								
36100-301-0000-100 INTEREST	7,196.56	5.60	1,250.00	1.14	36,335.64	4.13	15,000.00	1.14
Total INTEREST EARNINGS:	7,196.56	5.60	1,250.00	1.14	36,335.64	4.13	15,000.00	1.14
OTHER MISCELLANEOUS INCOME								
36400-301-0000-000 DISPOSITION OF FIXED ASSETS	0.00	0.00	0.00	0.00	0.00	0.00	0.00	0.00
36400-301-0000-001 OTHER MISCELLANEOUS INCOME	0.00	0.00	0.00	0.00	0.00	0.00	0.00	0.00
Total OTHER MISCELLANEOUS INCOME:	0.00	0.00	0.00	0.00	0.00	0.00	0.00	0.00
Total Revenue:	128,426.34	100.00	109,583.33	100.00	880,215.27	100.00	1,315,000.00	100.00
Gross Profit:	128,426.34	100.00	109,583.33	100.00	880,215.27	100.00	1,315,000.00	100.00
Expenses								
IMPACT FEE EXPENSE								
51700-301-0000-071 DEBT SERVICES	0.00	0.00	32,155.00	29.34	148,122.07	16.83	385,860.00	29.34
51700-301-0000-072 DEBT SERVICES -INTEREST	0.00	0.00	6,833.33	6.24	34,455.81	3.91	82,000.00	6.24
52220-301-0000-031 PROFESSIONAL SERVICES	0.00	0.00	0.00	0.00	0.00	0.00	0.00	0.00
52230-301-0000-037 CURRENT CHARGES	0.00	0.00	0.00	0.00	0.00	0.00	0.00	0.00
52240-301-0000-042 FREIGHT	0.00	0.00	0.00	0.00	0.00	0.00	0.00	0.00
52250-301-0000-044 RENTAL AND LEASE EXPENSE	0.00	0.00	0.00	0.00	0.00	0.00	0.00	0.00
52285-301-2000-052 OPERATING SUPPLIES - SAFER GR	0.00	0.00	0.00	0.00	0.00	0.00	0.00	0.00
Total IMPACT FEE EXPENSE:	0.00	0.00	38,988.33	35.58	182,577.88	20.74	467,860.00	35.58
SMALL EQUIPMENT								
52910-301-2000-049 SMALL EQUIPMENT - OPS - SAFER	0.00	0.00	0.00	0.00	0.00	0.00	0.00	0.00
52910-301-2010-046 NEW VEHICLE SMALL PARTS	0.00	0.00	0.00	0.00	0.00	0.00	0.00	0.00
52910-301-4000-049 SMALL EQUIPMENT AND TOOLS	0.00	0.00	0.00	0.00	56,563.86	6.43	0.00	0.00
Total SMALL EQUIPMENT:	0.00	0.00	0.00	0.00	56,563.86	6.43	0.00	0.00
UNIFORMS								
52920-301-2000-052 UNIFORMS - SAFER GRANT	0.00	0.00	0.00	0.00	4,251.87	0.48	0.00	0.00
52920-301-2011-052 UNIFORMS - BUNKER GEAR - SAF	0.00	0.00	0.00	0.00	35,773.15	4.06	0.00	0.00
Total UNIFORMS:	0.00	0.00	0.00	0.00	40,025.02	4.55	0.00	0.00

Run Date: 6/6/2019 3:29:53PM
G/L Date: 6/6/2019

Page: 1

**Impact Fees Income Statement
For The 8 Periods Ended 5/31/2019**

Greater Naples Fire Rescue District (IMP)

		Period to Date	%	ORIGINAL PTD Budget	%	Year to Date	%	ORIGINAL Annual Budget	%
CAPITAL OUTLAY									
52940-301-0000-061	LAND	0.00	0.00	0.00	0.00	0.00	0.00	0.00	0.00
52940-301-0000-062	CAPITAL OUTLAY - BUILDING & IM	0.00	0.00	0.00	0.00	1,331.09	0.15	0.00	0.00
52940-301-0000-063	CAPITAL OUTLAY - INFRASTRUCTI	0.00	0.00	0.00	0.00	0.00	0.00	0.00	0.00
52940-301-0000-064	CAPITAL OUTLAY - EQUIP & FURNI	3,031.25	2.36	10,833.33	9.89	132,721.36	15.08	130,000.00	9.89
52940-301-0000-065	CAPITAL OUTLAY - CONST. IN PRC	0.00	0.00	41,666.67	38.02	0.00	0.00	500,000.00	38.02
52940-301-0000-066	CAPITAL OUTLAY - PROP UNDER C	0.00	0.00	0.00	0.00	0.00	0.00	0.00	0.00
52940-301-0000-067	CAPITAL OUTLAY - SPECIAL RESP	0.00	0.00	0.00	0.00	0.00	0.00	0.00	0.00
52940-301-0000-068	CAPITAL OUTLAY - INTANGIBLE AS	0.00	0.00	0.00	0.00	0.00	0.00	0.00	0.00
52940-301-0000-069	CAPITAL OUTLAY - VEHICLES	0.00	0.00	1,166.67	1.06	0.00	0.00	14,000.00	1.06
52940-301-0000-070	CAPITAL OUTLAY - FIRE & RESCUE	0.00	0.00	0.00	0.00	0.00	0.00	0.00	0.00
52940-301-0010-062	CAPITAL OUTLAY - IMPROV OTHE	0.00	0.00	0.00	0.00	0.00	0.00	0.00	0.00
52940-900-0000-059	DEPRECIATION	0.00	0.00	0.00	0.00	0.00	0.00	0.00	0.00
Total CAPITAL OUTLAY:		3,031.25	2.36	53,666.67	48.97	134,052.45	15.23	644,000.00	48.97
Total Expenses:		3,031.25	2.36	92,655.00	84.55	413,219.21	46.95	1,111,860.00	84.55
Net Income From Operations:		125,395.09	97.64	16,928.33	15.45	466,996.06	53.05	203,140.00	15.45
Earnings Before Income Tax:		125,395.09	97.64	16,928.33	15.45	466,996.06	53.05	203,140.00	15.45
Net Income (Loss):		125,395.09	97.64	16,928.33	15.45	466,996.06	53.05	203,140.00	15.45

Run Date: 6/6/2019 3:29:54PM
G/L Date: 6/6/2019

Page: 2

Balance Sheet
As of 5/31/2019

GNFRD Hydrant Fund (HYD)

Assets

10100-101-0000-001	HYDRANT OPERATING ACCOUNT	\$	465,667.06	
Total Assets:			\$	<u><u>465,667.06</u></u>

Equity

28200-101-0000-001	FUND BALANCE - HYDRANT ASSIGNED (PRIOR YTD)	\$	432,196.98	
28200-101-0000-003	Retained Earnings-Current Year	\$	11,979.93	
28200-101-0000-003	FUND BALANCE-CURRENT YEAR	\$	<u>21,490.15</u>	
Total Equity:			\$	<u><u>465,667.06</u></u>
Total Liabilities & Equity:			\$	<u><u>465,667.06</u></u>

HYDRANT FUND INCOME STATEMENT
For The 8 Periods Ended 5/31/2019

GNFRD Hydrant Fund (HYD)

	Period to Date	%	ORIGINAL PTD Budget	%	Year to Date	%	ORIGINAL Annual Budget	%
Revenue								
HYDRANT MAINTENANCE INCOME								
32400-101-0000-900 HYDRANT MAINTENANCE	0.00	0.00	2,500.00	95.24	10,000.00	75.34	30,000.00	95.24
Total HYDRANT MAINTENANCE INCOME:	0.00	0.00	2,500.00	95.24	10,000.00	75.34	30,000.00	95.24
INTEREST EARNINGS								
36100-101-0000-100 INTEREST EARNINGS	592.50	100.00	125.00	4.76	3,272.58	24.66	1,500.00	4.76
Total INTEREST EARNINGS:	592.50	100.00	125.00	4.76	3,272.58	24.66	1,500.00	4.76
Total Revenue:	592.50	100.00	2,625.00	100.00	13,272.58	100.00	31,500.00	100.00
Gross Profit:	592.50	100.00	2,625.00	100.00	13,272.58	100.00	31,500.00	100.00
Expenses								
52200-101-0000-046 REPAIR AND MAINTENANCE	0.00	0.00	2,916.67	111.11	1,292.65	9.74	35,000.00	111.11
52220-101-0000-031 PROFESSIONAL SERVICES - COUN	0.00	0.00	291.67	11.11	0.00	0.00	3,500.00	11.11
Total Expenses:	0.00	0.00	3,208.34	122.22	1,292.65	9.74	38,500.00	122.22
Net Income From Operations:	592.50	100.00	-583.34	-22.22	11,979.93	90.26	-7,000.00	-22.22
Earnings Before Income Tax:	592.50	100.00	-583.34	-22.22	11,979.93	90.26	-7,000.00	-22.22
Net Income (Loss):	592.50	100.00	-583.34	-22.22	11,979.93	90.26	-7,000.00	-22.22

Greater Naples Fire Rescue District
Disposition of Fixed Assets
19-005

To: Board of Fire Commissioners		Date: 6/5/2019					
Inventory No.	Qty.	Description	Condition	Age (years)	Comments Disposal Method	Location	Org Cost
1495	1	Test Kit Model - PA80	Inoperable	15	Trash	Disposed	\$1,049.92
3701	1	Gas Monitor	Inoperable	15	Trash	Disposed	\$1,600.00
		Serial # 096-2561-056160					
467	1	Gas Detector (AIMSPEC27)	Inoperable	27	Trash	Disposed	\$1,800.00
5217	1	Ventis MX4 Multi-Gas Monitor	Inoperable	5	Trade in	Vendor	\$1,020.00
		Serial #14043EQ-002 / 14043QO-026					
5218	1	Ventis MX4 Multi-Gas Monitor	Inoperable	5	Trade in	Vendor	\$1,020.00
		Serial #14043EQ-001 / 14050DV-017					
5221	1	Ventis MX4 Multi-Gas Monitor	Inoperable	5	Trade in	Vendor	\$1,020.00
		Serial #14043EQ-002 / 14050DV-008					
6003	302	FETN Training Tapes	Outdated	13 +	Donate to volunteer Fire Department	Professional Development	\$9,209.00
TOTAL:							\$16,718.92

Reviewed by: Tara Bishop, Director
Prepared by: Suanne Woeste

Date: 6/5/2019
Date: 6/5/2019

We, the undersigned, certify that the property items listed on this form are in the stated condition and warrant disposition.

Motion to dispose of listed property offered by Commissioner _____, seconded by Commissioner _____. Motion passed by a vote of ____ to _____. Signed this 11th day of June 2019.

Commissioner Jeff Page

Commissioner Charles Cottiers

Commissioner Kevin Gerrity

Commissioner Tom Henning

Commissioner David Stedman

From: Russell Johnston <russell@goldcoastfire.com>
Sent: Tuesday, May 21, 2019 8:39 AM
To: Shawn Hanson
Cc: Shar Beddow
Subject: John Bigica

Hey good morning Shawn, I just wanted to take a minute and send you an email about Inspector John Bigica. John has been exceptional in accommodating not only Gold Coast Fire but Suffolk, the Contractor as well with all the inspections required out there. We have had several inspections and each time we look at anything with the potential for a problem down the road (CO time). It is truly a pleasure working with John, he is always respectful and helpful. I appreciate how John has been so proactive regarding this project and seeing to it that it's a success for all. I know you have a survey form but I just wanted to personally let you know how things are going out there.

Respectfully Submitted,
Russell Johnston
Gold Coast Fire Protection, LLC
11840 Lacy Lane
Fort Myers, FL 33966
Office: 239-337-4142
Fax: 239-337-4143
Cell: 239-633-9371



MINUTES
GREATER NAPLES FIRE RESCUE DISTRICT
BOARD OF FIRE COMMISSIONERS MEETING
May 14, 2019

I. MEETING OPENED

Chairman Henning called to order the regular meeting of the Greater Naples Fire Rescue District's Board of Fire Commissioners meeting at 5:30pm., on May 14, 2019 at Administrative Headquarters. Present were Commissioners Henning, Page, Cottiers, Gerrity, and Stedman (6:05pm). Executive Staff in attendance: Fire Chief Schuldt, Director Bishop, Deputy Chiefs Hanson, Low, and Martin. Staff in attendance: Suanne Woeste and Nicole Chesser. Public in attendance: Debbie Schwarz, Pat Meulenberg, Billy Cipriano, David Borowski, Kevin Schoch, Corey Nelson, Martie Morgan, Acey Edgemon, George Danz, Rusty Godette, Khrista Klock, Shar Beddow, Brian Mading, Matt Trent, Ian Stewart, Kevin Nelmes, Brent Wertz, Tommy Jordan, Matt Tight, Jarett Cotter and Matt Trent. Others were in attendance but did not sign in.

A. Pledge of Allegiance and Invocation

Chairman Henning opened the meeting with the Pledge of Allegiance followed by the invocation by Commissioner Gerrity.

B. Line of Duty Deaths Reading and Moment of Silence

Chief Schuldt reported there were a total of 4 firefighter fatalities for the month of April, bringing the total for 2019 to 14, followed by a moment of silence.

C. Consent Agenda

Commissioner Page moved to approve the Consent Agenda as presented. Commissioner Gerrity seconded. Motion passed 4-0.

1. Treasurer's Report – Director Bishop

D. Approval, Additions and Deletions to the Agenda

Staff requested postponing Old Business II. A. Cell Tower Agreement.

Commissioner Henning moved to approve the Agenda as amended. Commissioner Cottiers seconded. Motion passed 4-0.

E. Approval of the GNFD Board Minutes for April 9, 2019

Commissioner Page moved to approved minutes as presented. Commissioner Cottiers seconded. Motion passed 4-0.

F. Awards and Recognition

Chief Schuldt recognized the following employees:

- 35 Year Service Award: Finance Specialist Pat Meulenberg
- 15 Year Service Award: Captain Kevin Schoch
- 1 Year Service Award: Inspector Ian Stewart
- Transfer: Firefighter Billy Cipriano Part-time to Full time
- New Employee: Training Division Administrative Assistant - Martie Morgan

G. Fire Chief's Report

Chief Schuldt presented report as submitted and added the following:

- Brush truck 71 (B71) is in the final stages of be readied for service. Once the equipment has been mounted, factory and District training will be provided. Push back is scheduled for May 20th @ 5:30pm at station 71. The GAC Land Trust partnered with GNFD and matched \$106,362.72 for Brush 71 and will be in attendance at the ceremony.
- The 2018 Annual Report is complete and has been electronically distributed.



MINUTES
GREATER NAPLES FIRE RESCUE DISTRICT
BOARD OF FIRE COMMISSIONERS MEETING
May 14, 2019

- As a result of working with Local 2396 on staffing issues, we are moving forward with the process of adding 3 more Lieutenants per shift; bringing the total number per shift to 17. We will be promoting from Driver Engineers and will backfill that position. The cost of the promotions outweighs the overtime savings.
- *Commissioner Page questioned if Ten-8 and Cummings ever tested the pump on LA72.* Schuldt- GNFD decided to test the pump because of the amount of work that had taken place. The unit did not initially pass, but after an in house repair - passed.
- *Commissioner Gerrity asked if the 3 trucks that are having corrosive issues are all Pierce.* Schuldt- Yes. *Gerrity -Does Pierce understands our displeasure with this?* Schuldt- Yes, it is an ongoing issue and Staff is discussing how to proceed.
- Chief Schuldt reviewed Memorandum 19-027 regarding changes at the Command Staff level. In an effort to enhance management effectiveness and accountability of operational aspects of the organization, Deputy Chief Martin shall serve as the Chief Operating Officer. Assistant Chief Sapp and Deputy Chief Martin will report to, and coordinate all activities accordingly. Battalion Chief Caleb Morris title changed from Battalion Chief to Division Chief.
- *Page- Where are we with ALS position?* Schuldt – It has been included in the budget the last 2 years. Previous labor management didn't support and several months ago the Board gave direction that no additional Chief Officers would be added without Board approval. *Page – Is the position funded?* Schuldt – Yes. *Gerrity – We are already over budget at this point and going into spending reserves, therefore it might be a good time to be prudent. Chairman Henning asked for minutes reflecting Board's direction that no new Chief Officers be added without the Board's approval.*
- Senate Bill 426 sponsored by Senator Flores was signed by the Governor on 5/3/19. Effective 7/1/19, this law grants certain benefits to a firefighter upon receiving a diagnosis of cancer if certain conditions are met; this will have financial implication on the District.

H. Chapter 175 Firefighters' Pension Plan
No report submitted.

I. Local 2396 Report - President Kevin Nelmes

- Florida Professional Firefighters (FPF) are mindful of the unknown financial impact the passing of Bill 426 will have. Thanks to E. Gill, K. King, J. Taylor, and B. Mading for their efforts and commitment to getting the Bill passed.
- Union members and Scott Hogan have been working with Director Bishop to finalize a Chapter 175 DROP Plan.
- Lt. Grimm asked for assistance in going over the many documents presented at the GDC meetings. Forward process is being made to improve efficiency and safety as well as labor management relations.
- FF Morales and Lt. Nelmes have completed Zoll training with CC EMS.
- Inspector Mading and Chief Low continue work on the PTSD training module.
- Interest in community CERT programs has increased; we are receiving more and more requests for training. More funding may be needed in the future.
- Thanks to Chairman Henning for keeping us in the loop regarding the 3rd party fact finding investigation into allegations against the District.



MINUTES
GREATER NAPLES FIRE RESCUE DISTRICT
BOARD OF FIRE COMMISSIONERS MEETING
May 14, 2019

II. OLD BUSINESS

- A. AIW – Cell Tower Agreement – Director Bishop**
Postponed until future meeting.
- B. AIW – Reserve Funding Investment Presentations**
Representative Tommy Jordan from FLCLASS and Representative Brent Wertz from FLFIT presented options to the Board regarding investing District reserve funds. The Board directed Staff to consult with the Collier County Clerk for guidance.

III. NEW BUSINESS

- A. Public Comment**
None
- B. Comments by Commissioners**
- Commissioner Stedman would like to see next quarter's training schedule at the next meeting.
 - Commissioner Gerrity congratulated the Union on the Firefighter Cancer Bill passing.
 - Chairman Henning stated the auditor has been engaged to look into the allegations about MM 63. The tasks were split between the auditor and an attorney who has begun interviews. Staff is not involved in the investigation, all correspondences are going through me to ensure the process stays impartial. The estimated expense is \$50,000. A report will be presented as soon as all investigations are complete.
 - Chairman Henning and Chief Schuldt will be meeting with Congressman Mario Diaz-Balart at the end of the month regarding funding for Sta. 63. Although the Bill for funding Sta. 63 passed, it will not last forever. We need to talk to the Congressman about future funding for Sta. 63 and the Ochopee Fire District in general. Once allegations are cleared up we will need to work on Bill for merging Ochopee FD with GNFD, until then, things are on hold.
 - Commissioner Gerrity questioned how GNFD will pay for a merger with Ochopee Fire District. Henning – That is why we are meeting with Congressman Diaz-Balart, there is also PILT funding and ad valorem. The funding will have to be identified.

IV. ADJOURNMENT

Commissioner Stedman made a motion to adjourn. Commissioner Page seconded. Motion passed 5-0. Meeting Adjourned 7:09pm.

Duly passed with a vote of _____ to _____ and adopted in session on the 11th day June 2019.

Chairman Tom Henning

Commissioner David Stedman

Commissioner Charles Cottiers

Commissioner Jeff Page

Commissioner Kevin Gerrity



GREATER NAPLES FIRE RESCUE DISTRICT FIRE CHIEF REPORT

MAY, 2019

REPORTING OFFICER	Kingman Schuldt, Fire Chief
TYPE	Monthly – Commission
SUBMITTAL DATE	June 5, 2019

ACTIVITIES REPORT

Government Technologies Award – May 9; The District was nominated for a Special District Technology Innovation award for the recent adoption of the Knox Rapid Access Key program. Because of the District's accomplishments I was selected to represent the organization on the Government Technology Special Districts Program, National Advisory Board.

Greater Naples Fire Rescue Firefighters Pension Plan Meeting – May 10; Director Bishop and I attended the Quarterly Plan meeting. Among the items, the Board discussed progress on the DROP previously approved by the Board of Fire Commissioners. To date, it cannot be confirmed that the Pension Board had provided the District with the final draft DROP document meeting the desire and direction of the Board of Fire Commissioners.

May 23; Director Bishop and I met with Union and Pension Board leadership to discuss a path to move the Pension DROP forward. President Nelmes and Trustee Hogan discussed "how we got here" and intentions to move forward and finalize language in support of all parties' interest. My understanding is the Pension Board would have the plan document updated and DROP language finalized in a fashion to support the Board's direction.

Labor Negotiations - May 30; The District and Union to formally negotiate the Pension Plan DROP. Article language was exchanged and further negotiations will be necessary.

June 5; District staff participated in a labor negotiations workshop to work through the remaining Articles. It is anticipated an executive session will be appropriate in the near future to update the Board and receive further direction.

Personnel – The Logistics Administrative Assistant position remains vacant. A previous employment offer was made including background and medical reviews completed. Applicant withdrew days before the assigned start date.

Currently, the Operations Section has eight firefighters off work on extended leave due to Workers Compensation, FMLA, or Military leave.



GREATER NAPLES FIRE RESCUE DISTRICT FIRE CHIEF REPORT

Florida Cancer Presumption Bill – Staff is working with current and prospective insurance carriers to secure the required coverages as outlined in State Statute. As presented during the April Board meeting, the District is responsible to provide specific benefits to firefighters diagnosed with 21 types of cancer.

District Reorganization – As explained during the April Board meeting a number of administrative changes were implemented, specifically the Operations (Sapp) and Logistics (McLaughlin) Sections are reporting to Deputy Chief Martin. Numerous on-going programs are being evaluated, re-prioritized, and closely monitored for process improvements.

Knox Key Secure Program - Key Secure boxes have been installed in all front-line apparatus. Through the existing partnership agreement, Knox is taking steps to upgrade the District's inventory of Key Secure devices to the most recent version. Staff will be bringing this item to the June Board meeting for approval.

Countywide Operational Guidelines – As previously reported; in mid-2018, District staff presented a case to the Collier County Fire Chiefs to conduct a review of all existing countywide operational procedures, and reach agreement to reaffirm, or update the documents to better unify critical operations during inter-agency responses by January 2019.

Currently the Countywide chiefs have yet to adopt said guidelines, and as a result District staff began an effort to author a number of policies to enhance operations. District staff has implemented (or reaffirmed) several new/existing operational guidelines. When possible, staff utilized previously adopted or countywide best-practices documents to develop District guidelines. There are currently a number of documents under development, review or recently adopted.

Curlew Fire Review - May 22; The District held the formal Post Incident Analysis under the facilitation of the State Fire Marshal's Office. The session was captured on video and will be posted, along with the report on the District's training platform in order all employees have access to the information.

Closest Unit Response – The communications center continues to implement changes to the closest unit response program. As part of the effort to reduce unnecessary movement of apparatus, maintain appropriate zone coverage, and limit exposure to potential accidents during emergency response, a number of incident types have been modified (reduced). Most notably are incident types for the battalion chiefs, reducing responses outside the District's geographical boundaries, and responses to activated fire alarms with no report of fire.

Alligator Alley Fire Station – The Governor has not signed HB 2044 providing for funding of the public safety facility. There remain three possible outcomes:

1. Governor signs – Becomes law
2. Governor vetoes – Bill dies
3. Governor fails to sign – Bill becomes law



GREATER NAPLES FIRE RESCUE DISTRICT FIRE CHIEF REPORT

Employee Recognition – May 20; 30 members of the District were recognized during the Collier County Phoenix Awards Ceremony. May 26; Lieutenant Nelmes was recognized as the Florida State Elks public safety responder of the year during their annual state meeting in Orlando. May 24; two members graduated from the Hodges Paramedic program. I was honored to speak as part of the commencement ceremony.

Public Speaking Events – The District presented a number of topics at various meetings over recent weeks; International Men's Club – District overview and merger accomplishments; VeronaWalk – Hurricane preparedness; Naples Reserve – Community Emergency Response Team.

Station 21 Generator – The District recently received notification of preliminary award from the Florida Division of Emergency Management/FEMA for the generator project previously applied for. The District is currently conducting the required Public Comment period. Once expired the grant should be formally awarded.

EMS Stations – Collier County EMS recently notified the District of their new target date of July, 2019 for groundbreaking of the Lord's Way facility. CCEMS also informed staff of their intention to purchase a five-acre parcel in the area of Golden Gate Blvd. and DeSoto with the intention of building a new facility in the near future (after Station 25). Chief Butcher inquired as to our interest to jointly staff the facility. It was explained the Board previously provided verbal direction to consider future facilities as prioritized; (1) Lord's Way, (2) Lake Park, (3) Golden Gate Estates. With that considered the District will continue to work in cooperation with CCEMS and the CCSO to jointly construct and staff future facilities in effort to reduce construction and operating costs.

Congressman Diaz-Balart - May 29; the Chairman and I met with Congressman Diaz-Balart to discuss Federal funding possibility for the Ochopee Fire District. Several areas of discussion including PILT, FEMA, CDBG, and HUD were vetted. The Congressman was very considerate of our position and offered his staff to continue working on new avenues moving forward.

Ochopee Interlocal Agreement - District and County staff have met several times to draft a new agreement prior to the October, 2019. The District has expressed its desire to closely align the terms to the FDOT agreement. Also requested is a replacement plan for several fire apparatus currently owned by the County and due for replacement. The draft Agreement has been returned to the County for their review and acceptance. Once returned, it will be moved to the District's Board for consideration.

Training – District personnel have recently participated in a number of training events including Zoll cardiac monitor, new brush truck orientation, LSU hazardous materials, and EMS ambulance orientation and District Physician in-service training events, for example.



GREATER NAPLES FIRE RESCUE DISTRICT FIRE CHIEF REPORT

Marco Island Fleet Agreement – District and City staff have finalized a new draft agreement that better outlines financial schedule and administrative requirements of all parties. The draft document is currently with Marco Island staff for consideration and Council approval. Once accepted the Agreement will be presented to the District Board for consideration.

Hurricane Season Preparation – Staff recently initiated hurricane planning efforts for this year's season. A review of the existing plan has been conducted with several recommendations for additional preparatory supplies, and vendor agreements/confirmation.

ISO Public Protection Classification Survey – June 5; The District received a new PPC Classification of 4/10. This is a retrogression from the previous classification of 3/10 (East Naples and Golden Gate). A complete review of the survey will be conducted by staff to assess the findings. This will be presented to the Board in the near future.

Fleet costs for May

\$95,831 cost of repairs

Engine 20 \$20,583 Highest Cost

732.5 Total Man Hours

Upcoming Travel

None scheduled

Public Programs

20 Events in May

10,355 Contacts in May

97 Events YTD

123,061 Contacts YTD

Customer Satisfaction Surveys

Emergency Response- 2

Fire & Life Safety- 6

Administrative- 1

MEETINGS AND EVENTS

- Participated in the following teleconferences as board or committee member for the following organizations:
 - Southeastern Association of Fire Chiefs
 - EMS Advisory Council
 - Disaster Response Committee
- Meetings
 - Weekly Command Staff



GREATER NAPLES FIRE RESCUE DISTRICT FIRE CHIEF REPORT

- Governing Document Committee
- International Men's Club
- Naples Reserve CERT
- Interviews- Promotions/Logistics AA
- Ochopee Agreement
- Greater Naples Chamber of Commerce
- Chief Operating Officer Strategy
- ENCA Luncheon
- Cancer Coverage
- Fully Involved
- Curlew Fire Presentation
- Pension DROP Workshop
- Negotiations
- Labor Management
- Congressman Diaz-Balart

Operations Section- May 2019

Total Incidents	1744
Total Responses	2125 (based on all apparatus)
Medical / Rescue	1196 calls for service.
Percentage Medical	68.6%
Fire / Other	548 calls for service
Busiest Response Unit	EN75 266 Incidents
Busiest Day of Week	Thursday 292 Incidents
Busiest Time of Day	14:00 to 14:59 121 Incidents

Investigative Section- April 1 through April 30, 2019

Inspection Statistics

Permitted Inspections: 664
Occupational/Business Tax License Inspections: 41
Annual Inspections: 51
Other Inspections: 352

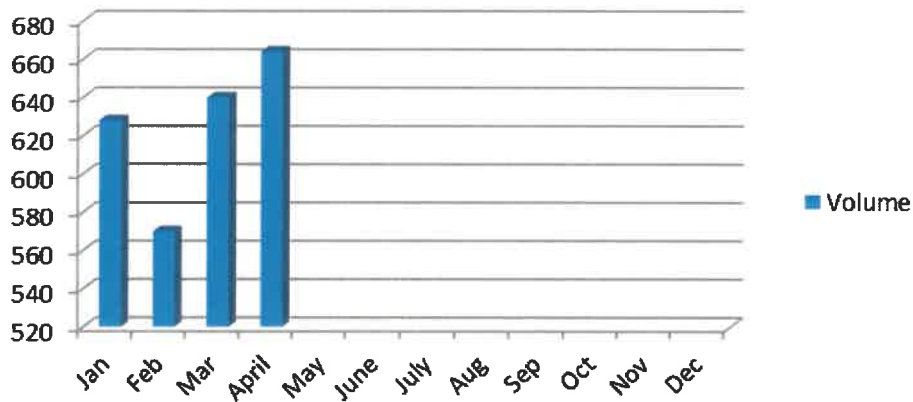


GREATER NAPLES FIRE RESCUE DISTRICT FIRE CHIEF REPORT

Inspections



Permitted Inspections 2019



Average wait time for an inspection in April: 3 Days

Current wait time as of May 13th: 2 Days

Investigations

Number of fire investigations: 0

Hours spent: 0

Fire Plans Review Statistics

Fire Plan Building Reviews: 443; decrease of 32 from March

Site Development/Planning Reviews: 82; increase of 16 from March

Everglades City Building Reviews: 5; increase of 3 from March

Average Review Time: 2 Days

Greater Naples Fire Rescue District Alarm Summary Report / General Type of Assembly

Greater Naples Fire Rescue District	Jan-19	Feb-19	Mar-19	Apr-19	May-19	June-19	July-19	Aug-19	Sept-19	Oct-19	Nov-19	Dec-19	Total
*NA	5	5	6	4	2								22
100 Series Fire	34	24	38	44	63								203
200 Series Overpressure Rupture, Explosion, Overheat(no fire)		1	1	1	2								5
300 Series Rescue & Emergency Medical Service Incident	1305	1396	1509	1372	1196								6778
400 Series Hazardous Condition(No fire)	19	9	16	23	24								91
500 Series Service Call	118	125	141	135	103								622
600 Series Good Intent Call	426	333	296	282	238								1575
700 Series False Alarm & False Call	115	99	113	103	115								545
800 Series Severe Weather					1								1
900 Series Special Incident Type		1	1										2
Grand Total	2022	1993	2121	1964	1744	0	0	0	0	0	0	0	9844

Responses by day average	65.2	71.2	68.4	63.4	56.3	0.0	0.0	0.0	0.0	0.0	0.0	0.0	27.0
Average by Stations Daily	4	5	5	4	4	0	0	0	0	0	0	0	2
Average Medical vs. other calls for service (combined)	64.5%	70.0%	71.1%	69.9%	68.6%	#DIV/0!	#DIV/0!	#DIV/0!	#DIV/0!	#DIV/0!	#DIV/0!	#DIV/0!	68.9%

General Types of Assembly Usage	Jan-19	Feb-19	Mar-19	Apr-19	May-19	June-19	July-19	Aug-19	Sept-19	Oct-19	Nov-19	Dec-19	Total
*NA	7	8	7	6	5								33
Assembly	70	86	79	81	60								376
Educational	10	21	10	22	13								76
Health Care, Detention	278	222	253	251	231								1235
Industrial , Utility, Defense, Agriculture, Mining		1	1		1								3
Mercantile, Business	80	90	70	91	82								413
Outside or Special Property	388	441	472	423	375								2099
Residential	1180	1110	1210	1069	960								5529
Storage	9	14	19	21	17								80
GRAND TOTAL	2022	1993	2121	1964	1744	0	0	0	0	0	0	0	9844

Mutual Aid / Auto Aid Report # of Incidents

	Jan	Feb	March	April	May	June	July	Aug	Sept	Oct	Nov	Dec	YTD
Mutual Aid Given from GNFD	Incidents												
*NA													0
Bonita Springs Fire													0
City of Naples													0
Florida Forestry Service													0
Immokalee Fire													0
Marco Island													0
North Collier				1									1
Broward County / Dade County		1											1
Total	0	1	0	1	0	0	0	0	0	0	0	0	2
	January	February	March	April	May	June	July	Aug	Sept	Oct	Nov	Dec	
Mutual Aid Received to GNFD	Incidents												
*NA													0
Florida Forestry													0
City of Naples	1												1
Collier EMS													0
Immokalee Fire													0
Marco Island													0
North Collier			1										1
Ochophee													0
Broward County / Dade County													0
Total	1	0	1	0	0	0	0	0	0	0	0	0	2
Automatic Aid Report													
Auto Aid Call Data does not include calls we weren't on as well													
	Jan	Feb	Mar	Apr	May	Jun	Jul	Aug	Sept	Oct	Nov	Dec	YTD
Auto Aid Given	Incidents												
*NA													0
City of Naples	31	22	38	25	41								157
Florida Forestry Service													0
Immokalee Fire			1	1									2
Marco Island	17	13	18	20	13								81
Miami-Dade			1		1								2
North Collier	79	87	88	87	37								378
Total	127	122	146	133	92	0	0	0	0	0	0	0	620
	Jan	Feb	Mar	Apr	May	Jun	Jul	Aug	Sept	Oct	Nov	Dec	
Auto Aid Received to GNFD	Incidents												
*NA													
Broward County													
Florida Forestry													0
City of Naples	20	12	10	6	19								67
Collier EMS													0
Immokalee Fire													0
Marco Island	4	6	4	3	5								22
North Collier	20	38	24	24	41								147
Total	44	56	38	33	65	0	0	0	0	0	0	0	236

GREATER NAPLES FRACTILE TRAVEL TIMES

FROM 5/1/2019 TO 5/31/2019

Unit	< 4 Min	< 5 Min	< 6 Min	< 7 Min	< 9 Min	< 10 Min	< 11 Min	< 12 Min	> 12 Min
BA20	33.33	77.78	77.78	77.78	88.89	88.89	88.89	88.89	11.11
BA70	33.33	55.56	61.11	72.22	88.89	94.44	94.44	94.44	5.56
EN20	32.52	58.28	73.62	87.73	95.09	96.32	97.55	98.16	1.84
EN22	33.88	60.33	75.21	84.30	96.69	97.52	97.52	97.52	2.48
EN23	15.87	31.75	39.68	51.59	80.16	91.27	95.24	98.41	1.59
EN24	17.24	36.21	55.17	65.52	81.03	81.03	82.76	87.93	12.07
EN60	24.00	28.00	32.00	40.00	52.00	60.00	68.00	72.00	28.00
EN61	46.15	69.23	76.92	76.92	84.62	92.31	100.00	100.00	0.00
EN70	40.00	58.24	77.06	85.29	97.06	98.24	98.24	98.82	1.18
EN71	10.77	23.08	32.31	46.15	58.46	66.15	67.69	76.92	23.08
EN72	17.65	23.53	52.94	64.71	82.35	100.00	100.00	100.00	0.00
EN73	24.72	42.70	55.06	73.03	87.64	88.76	93.26	95.51	4.49
EN75	15.35	34.42	53.02	66.98	88.84	93.02	95.81	96.74	3.26
EN90	23.08	30.77	46.15	69.23	76.92	76.92	76.92	84.62	15.38
LA21	39.44	59.15	70.42	76.06	90.14	92.96	95.77	98.59	1.41
LA72	22.50	37.50	52.50	62.50	85.00	90.00	92.50	92.50	7.50
RE63	0.00	0.00	0.00	7.69	23.08	46.15	46.15	53.85	46.15
SQ21	29.25	41.50	56.46	72.11	87.76	91.84	92.52	95.24	4.76
SQ76	18.07	39.76	66.27	79.52	92.77	96.39	98.80	100.00	0.00

Zone	Alarms	Avg Resp
20	170	5
21	227	6
22	139	5
23	146	7
24	64	6
60	32	10
61	9	7
63	13	11
70	204	5
71	73	9
72	148	6
73	85	6
75	243	7
76	53	5
90	17	8
Out	121	6
	1744	

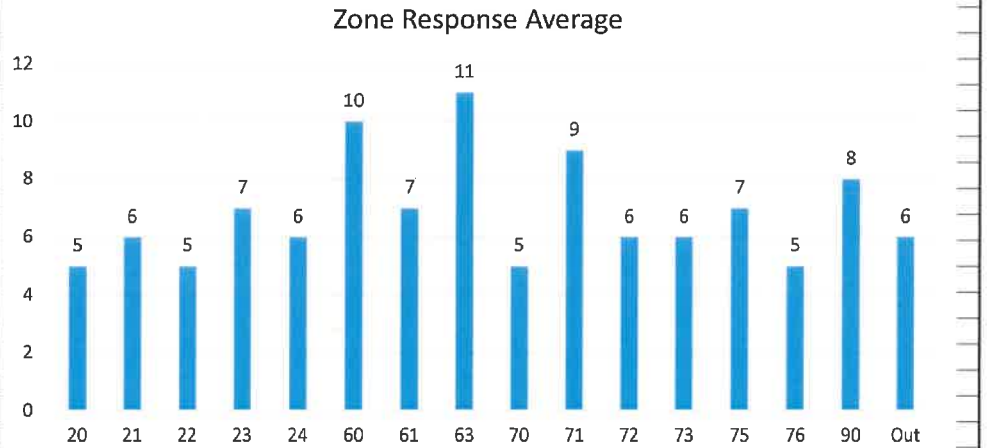
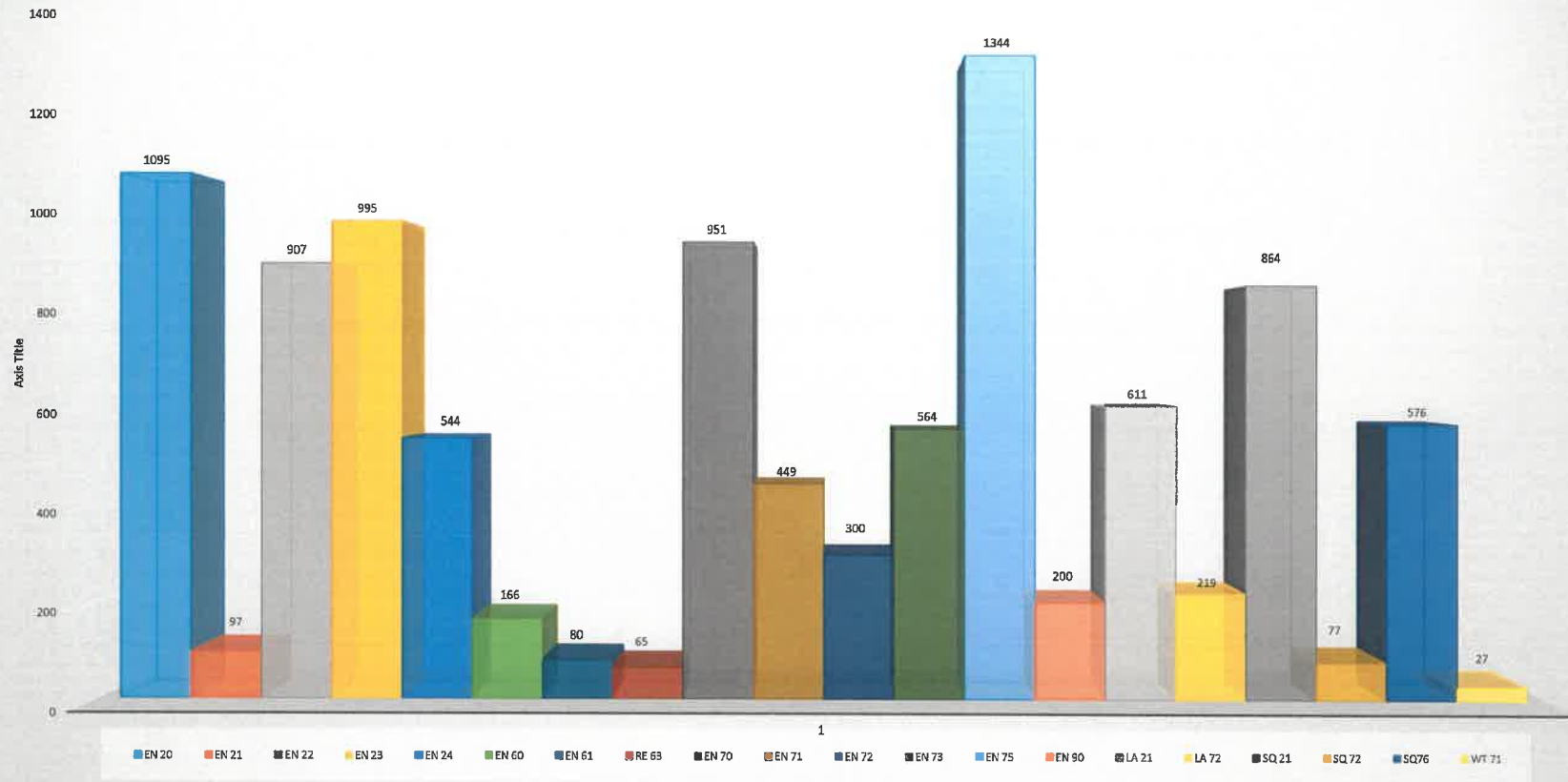


Image Trend Data

Apparatus Response Report

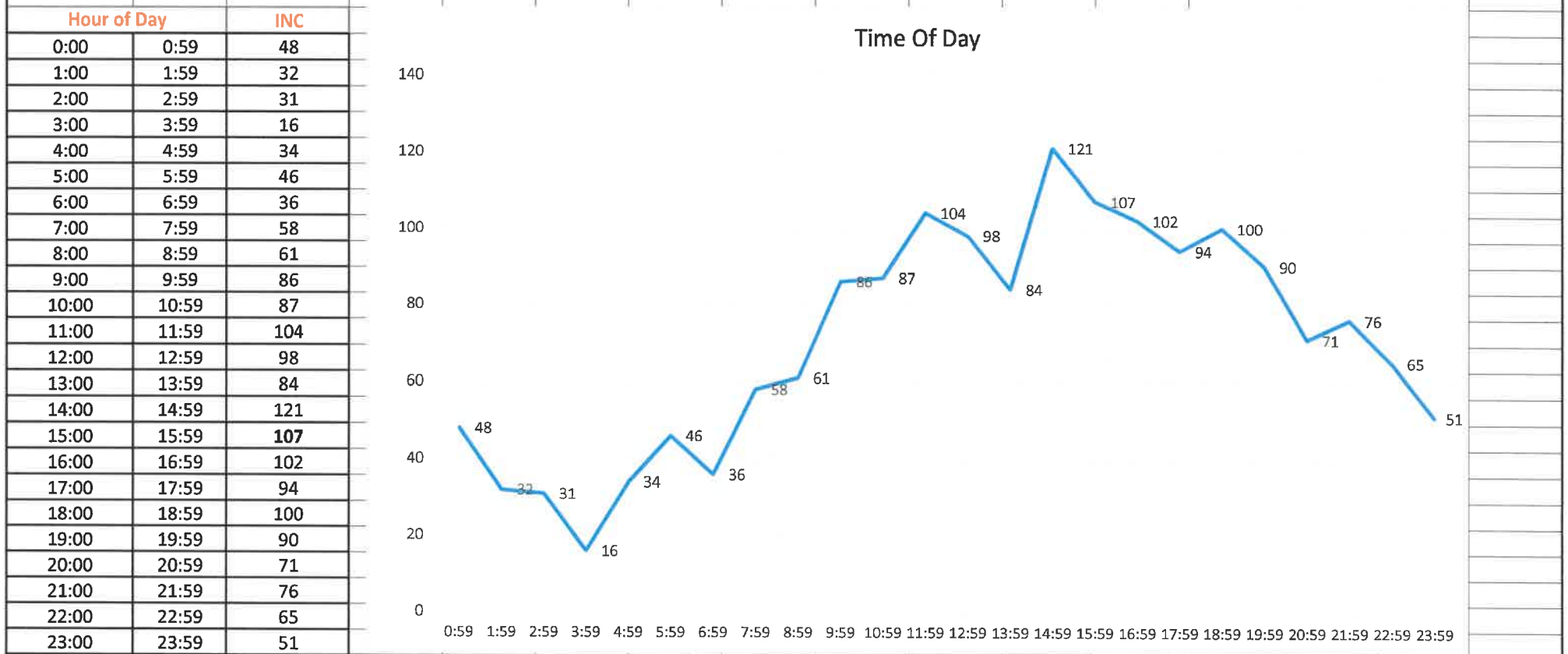
	Jan.-19	Feb.-19	Mar-19	Apr-19	May-19	Jun-19	Jul-19	Aug-19	Sep-19	Oct-19	Nov-19	Dec-19	Total	YTD
AT 23	0		0	0									0	0.00%
AT 60	0		0	0									0	0.00%
AT 63	1		4	1	1								7	0.06%
AT 90	0	9	0	0									9	0.08%
BA 20	72	58	73	58	51								312	2.81%
BA 60	3	3	6	4									16	0.14%
BA 70	70	77	67	73	66								353	3.18%
BO60	2	2	1	3	2								10	0.09%
BO 90	6	10	13	19	12								60	0.54%
BR 21	5	1	6	3	2								17	0.15%
BR 22	3	3	4	4	6								20	0.18%
BR 70	0		0	0									0	0.00%
BR 71	0		0	0	1								1	0.01%
BR 72	1		2	1	3								7	0.06%
BR 73	1	3	2	2	6								14	0.13%
CA 223	1	1	5	6	2								15	0.14%
CH 200	0		1	1	4								6	0.05%
CH 23	0		0	0									0	0.00%
CH 210	8	5	3	6	6								28	0.25%
EMS 25		4	1	1	5								11	0.10%
EN 20	239	216	226	215	199								1095	9.87%
EN 21	97	0	0	0									97	0.87%
EN 22	186	192	198	183	148								907	8.17%
EN 23	242	205	220	180	148								995	8.97%
EN 24	94	116	114	118	102								544	4.90%
EN 60	26	34	42	33	31								166	1.50%
EN 61	13	21	16	17	13								80	0.72%
RE 63		32		21	12								65	0.59%
EN 70	183	194	187	196	191								951	8.57%
EN 71	93	73	94	91	98								449	4.05%
EN 72	33	85	84	74	24								300	2.70%
EN 73	125	86	122	116	115								564	5.08%
EN 75	285	255	288	250	266								1344	12.11%
EN 90	48	37	45	46	24								200	1.80%
LA 21	59	138	144	141	129								611	5.51%
LA 72	149	0	0	0	70								219	1.97%
PU 21	0		0	0									0	0.00%
PU 22	0		0	0									0	0.00%
RE 72	0			0									0	0.00%
SQ 20	0			0									0	0.00%
SQ 21	131	189	193	186	165								864	7.79%
SQ 72	9	39	3	10	16								77	0.69%
SQ76	122	103	124	110	117								576	5.19%
SQ 272		66	81	101	70									
WT 20	3		0	4	5								12	0.11%
WT60	2		4	3	1								10	0.09%
WT63	7	3	8	4	2								24	0.22%
WT 70	8	6	8	6	4								32	0.29%
WT 71	5	4	5	5	8								27	0.24%
													0	
Total Resp.	2332	2270	2394	2287	2125	0	0	0	0	0	0	0	11095	

APPARATUS YTD RESPONSES



Day of Week / Shift Numbers / Time of Day Report of Incidents

WEEK RPT	Jan	Feb	Mar	Apr	May	Jun	Jul	Aug	Sep	Oct	Nov	Dec	Total	
Sunday	249	298	256	237	214								1254	13.11%
Monday	263	314	292	377	209								1455	15.22%
Tuesday	322	264	288	232	231								1337	13.98%
Wednesday	352	284	278	239	277								1430	14.96%
Thursday	254	213	272	269	292								1300	13.60%
Friday	266	275	345	284	274								1444	15.10%
Saturday	257	292	326	265	202								1342	14.03%
													9562	100.00%
SHIFT	Jan	Feb	Mar	Apr	May	Jun	Jul	Aug	Sep	Oct	Nov	Dec	Total	
A-Shift	691	587	739	674	599								3290	34.03%
B-Shift	689	653	687	614	575								3218	33.29%
C-Shift	629	700	649	649	533								3160	32.69%





**GREATER NAPLES FIRE RESCUE DISTRICT
BOARD OF FIRE COMMISSIONERS
Action Item Worksheet**

OLD BUSINESS

Agenda Item: II. A.
Subject: AIW - KNOX
Meeting Date: 06/11/2019
Prepared By: Shawn Hanson, Deputy Chief

Background

In February of 2018, with Board of Fire Commissioner approval, the Greater Naples Fire Rescue District (District) entered into an agreement with the Knox Company for the purpose of transitioning to the Knox line of products, providing District stakeholders with a UL Listed product line allowing for code compliance options not previously available from other vendors and offered a stronger accountability/tracking system through the utilization of the Knox KeySecure units. Since implementation of this program, the upgraded KeySecure units completed beta testing and have been shipped to the District in exchange for the units provided at the time of the previous agreement.

The advantages of the upgraded KeySecure units are they are an electronic and mechanical system solution that provides an enhanced level of security by allowing the ability to deactivate the electronic key at any time, provides a cloud-based audit trail of key access and lock box openings, and provides for advanced key configuration options and collaborative opportunities.

A similar agreement has been offered to the other Collier County fire departments, thereby assisting efforts to establish a single lock box key solution Countywide.

Funding Source/Financial Impact

The financial impact to the District would not exceed the original BOFC approved agreement. The financial impact would not be realized until FY2020-2021 with the opportunity to be reduced or cost neutral. The maximum financial impact is \$32,435.

Recommendation

Staff's recommendation is to proceed with the updated terms within the Knox correspondence dated June 7, 2019 and move forward with accepting the enhanced Knox KeySecure units to be utilized in frontline apparatus and support vehicles.

Potential Motion

"I move to support Staff's recommendation and make a motion to accept the upgraded KeySecure units and terms as noted in the June 7, 2019 Knox correspondence, thereby enhancing the professional service options provided to the Greater Naples community.

A handwritten signature in blue ink, reading "Kim O. Pace", is written over a horizontal line.



Knox is wanting to enhance the original partnership agreement and exchange the KeySecure 5 units for the KeySecure 6 units at no additional cost as these were the units GNFD had originally been assigned to receive (due to BETA testing they were not yet available to be sent out at the time of the original terms) and they are also the same model the other Collier County fire departments will be using. Knox would also like to update the dates on the original agreement to July 1st 2019 and January 1st 2021. We appreciate your business and look forward to a successful launch.

Peter Clough
National Sales Manager



Knox Company
1601 W. Deer Valley Rd.
Phoenix, AZ 85027





**GREATER NAPLES FIRE RESCUE DISTRICT
BOARD OF FIRE COMMISSIONERS
Action Item Worksheet**

OLD BUSINESS

Agenda Item: II.B
Subject: FEMA Management Assistance Grant FEMA-5178-14
Meeting Date: June 4, 2019
Prepared By: Alan McLaughlin, Deputy Chief

Background

The Greater Naples Fire Rescue District has been awarded a FEMA grant through the Florida Fire Management Assistance Grant 5178-14. Its purpose is to provide a generator for the Public Safety Facility located at 11121 East Tamiami Trail (Station 21).

During the February 2018 Board meeting, the Commissioner's authorized the District to move forward and apply for The Florida Fire Assistance Grant.

The grant has been awarded in the amount of \$72,386.25 to provide a facility emergency generator to include installation and site work. The Generator will power the entire facility including Fire, EMS and the Sheriff substation.

The Fire Management Assistance Grant will provide for 75 % funding (\$72,386.25). The District is responsible for a 25% match (\$24,128.75).

With known planning, permitting, bid process, and work schedule timing it is expected the work will be completed first quarter of FY 19-20; therefore, funding would be from the General Fund, Capital Building and Improvements line item.

Funding Source/Financial Impact

The funding source will be the General Fund, FY 19-20 Capital Outlay.

Recommendation

Staff recommends accepting the Fire Management Assistance Grant for the purposes of purchasing and installing a new generator for the Station 21 Public Safety Facility.

Potential Motion

I, move to proceed with accepting the FEMA Florida Fire Management Assistance Grant for a total package of \$96,515.00 with the Federal share being \$72,386.25 and District share of \$24,128.75.

A handwritten signature in blue ink, appearing to read "Ryan O. [unclear]", is written over a horizontal line.



**GREATER NAPLES FIRE RESCUE DISTRICT
BOARD OF FIRE COMMISSIONERS
Action Item Worksheet**

OLD BUSINESS

Agenda Item: II. C.
Subject: Ochopee Management Agreement Extension and Amendment
Meeting Date: June 11, 2019
Prepared By: Tara Bishop, Director

Background

The District is currently under a management agreement with the Collier County for the purpose of providing fire rescue services to the Ochopee Dependent Municipal Services Taxing Unit, the agreement is set to expire September 30, 2019. County and District staff members have been working on a modified agreement; however, with the lateness of legislative action and BCC summer recess quickly approaching, staff believes a short-term extension is necessary to ensure no lapse in coverage. The proposed Extension and Amendment Agreement will extend services to September 30, 2020. Staff will continue to work on a longer-term agreement.

Financial Source/ Financial Impact

Funding perimeters have not been altered

Recommendation

Staff recommends approving the one-year extension agreement for management services of the Ochopee Fire and Rescue District.

Potential Motion

I move to accept staff's recommendation thereby extending the agreement between Collier County and the District for the management of the Ochopee Fire Control and Rescue District.

A handwritten signature in blue ink, appearing to read "K. O. Pado", is written over a horizontal line.

**EXTENSION AND AMENDMENT AGREEMENT
TO INTERLOCAL AGREEMENT FOR FIRE AND RESCUE SERVICES
BY AND BETWEEN
COLLIER COUNTY AND GREATER NAPLES FIRE RESCUE DISTRICT**

This Extension and Amendment Agreement is entered into this 9th day of July, 2019, to the Interlocal Agreement for Fire and Rescue Services dated September 13, 2016 by and between the Board of County Commissioners of Collier County, Florida, a political subdivision of the State of Florida (hereinafter referred to as the "County"), and the Greater Naples Fire Rescue District, an Independent Special District created under Chapter 2014-240, Laws of Florida, and operated pursuant to Chapter 191, Florida Statutes (hereinafter referred to as "Greater Naples").

WHEREAS, the Interlocal Agreement for Fire and Rescue Services dated September 13, 2016 between the parties (hereinafter referred to as the "Interlocal Agreement") is scheduled to terminate September 30, 2019; and

WHEREAS, the parties remain committed to consolidating the Ochopee Fire Control District into Greater Naples, which requires appropriate action by the Florida Legislature and approval at referendum of the qualified electors within the Ochopee Fire Control District; and

WHEREAS, the parties desire continuation of the services being provided by Greater Naples on behalf of the County to manage the Ochopee Fire Control District until action is taken by Greater Naples to pursue annexation through the Florida Legislature and subsequent approval at referendum of said qualified electors.

NOW, THEREFORE, the parties agree as follows:

1. The Interlocal Agreement is hereby extended and will terminate on September 30, 2020 or upon execution of a successor Agreement.

2. In accordance with the FDOT agreement for funding Station 63 (Alligator Alley), Collier County will provide one firefighter paramedic to staff the station 24 hours, 7 days a week. Collier County will invoice Greater Naples for the salary and benefits; up to the budgeted line item amount as stated in the FDOT agreement associated with this service with backup documentation sufficient to support Greater Naples in requesting FDOT reimbursement. The County will be responsible for any Collier County firefighter paramedic line item expense overages.

3. Except as modified above by this Extension and Amendment Agreement, all other terms and conditions of the Interlocal Agreement shall remain in full force and effect. If there is a conflict between the terms of this Extension and Amendment Agreement and the Interlocal Agreement, the terms of this Extension and Amendment Agreement shall prevail.

REMAINDER OF PAGE INTENTIONALLY LEFT BLANK
SIGNATURE PAGE TO FOLLOW

IN WITNESS WHEREOF, the parties have executed this Extension and Amendment Agreement to the Agreement on this 9th day of July, 2019.

ATTEST:
CRYSTAL K. KINZEL, CLERK

BOARD OF COUNTY COMMISSIONERS
COLLIER COUNTY, FLORIDA

By: _____
_____, Deputy Clerk

By: _____
William L. McDaniel, Jr., Chairman

Witnesses:

GREATER NAPLES FIRE
RESCUE DISTRICT

By: _____
Chairman

Approved as to form and legality:

Jeffrey A. Klatzkow, County Attorney



**GREATER NAPLES FIRE RESCUE DISTRICT
BOARD OF FIRE COMMISSIONERS
Action Item Worksheet**

NEW BUSINESS

Agenda Item: III.A.
Subject: Ballistic Armor Purchase
Meeting Date: June 11, 2019
Prepared By: Nolan Sapp, Assistant Chief

Background

This is a request for a new ballistic armor program purchase. In light of recent Active Shooter Hostile Event Responses (ASHER), the District wishes to protect our employees, to the best of our ability for these situations. Equipment will be aligned with NFPA Standard 3000, written with firefighter safety at the forefront. The goal is to have protective armor for each seat of the apparatus that will respond.

Per Purchasing Policy 902.1; the individual set price makes the purchase a Category 1, allowing for Finance Director approval. However, the collective purchase price makes the purchase a Category 3; requiring formal competitive sealed bids, competitive proposals or competitive selection and negotiations with the purchase being awarded by the Board of Fire Commissioners.

Competitive proposals received:

Channel Innovation	\$ 975 per set
Phalanx Defense Systems	\$ 1,250 per set
Innovative Fire Rescue Group	\$ 1,300 per set
Fire Armor Ballistic	\$ 1,340.24 per set

Funding Source/Financial Impact

Purchase not to exceed amount of \$50,000. \$25,000 budgeted from General Fund-Uniforms, and \$25,000 Impact Fees, to be released from Impact Fee reserves. After consultation with legal, the enhancement to our Rescue services with the addition of ballistic gear, qualifies for the partial use of Impact Fee funds to fund the project.

Recommendation

Staff seeks board approval to move forward with the purchase of the ballistic gear, not to exceed \$50,000 from Channel Innovations.

Potential Motion

I move to support staff's recommendation and authorize the purchase of ballistic gear, not to exceed \$50,000, from Channel Innovations Corporation.

I, move to release from Reserves an amount not to exceed \$25,000 for the purchase of Ballistic gear.

SELECTING A PROTECTION LEVEL

NIJ CERTIFICATION

The National Institute of Justice is the government agency responsible for establishing certification and protection standards for body armor. Phalanx Defense Systems armor undergoes routine testing at an NIJ approved laboratory, allowing us to guarantee its protection against specific threats. Below are the classifications, but note that Phalanx does not make armor that is below Level IIIA.

LEVEL IIA Tested to stop 9mm and .40 S&W ammunition fired from short barrel handguns. No rifle ammunition protection.

LEVEL II Tested to stop 9mm and .357 Magnum ammunition fired from short barrel handguns. No rifle ammunition protection.

LEVEL IIIA Tested to stop .357 SIG and .44 Magnum ammunition fired from longer barrel handguns. No rifle ammunition protection.

LEVEL III Tested to stop 7.62 FMJ (full metal jacket) lead core rifle ammunition.

LEVEL IV Tested to stop .30 cal steel core armor piercing rifle ammunition.





Carrier Selection

____ MKII ____ MKV ____ MKV-FR

Armor Selection

____ Phalanx Steel ____ M3 ____ M7X

Side Armor Cumberbund

____ MKII ____ MKV ____ MKV-FR

Side Panels & Plates

____ Phalanx Steel ____ M3 ____ M7X

Accessories

____ Helmet ____ Patches ____ Pouches

ENHANCED PROTECTION

Carrier Selection

____ MKII ____ MKV ____ MKV-FR

Armor Selection

____ Soft ____ M2 ____ Phalanx Steel

Side Armor Cumberbund

____ MKII ____ MKV ____ MKV-FR

Side Panels & Plates

____ Soft ____ M2 ____ Phalanx Steel

STARTER PROTECTION



RECOMMENDED PACKAGES



PMB422
3101 SW 34th Ave #905
Ocala, FL 34474-7447
352-694-7006
352-694-7226 (fax)
info@channel-innovations.com

June 6, 2019

Deputy Chief Alan McLaughlin
Greater Naples Fire Rescue District
14575 Collier Blvd.
Naples, FL 34119
Quote # 1018294A

Alan, per your request, please see the following information:

Phalanx Tactical Responder MKII-Blue, NFPA 3000 Compliant Armor System

Complete with NIJ Certified M3 Level III+ with 11 x 14 shooters cut front or 10 X 12 shooters cut front and 11 X 14 full size back plates and placard

Black Level IIIA, per NIJ0101.06 TECC PASGT- Frag protection according to Mil Std 662f (medium or large)

Price Each \$ 975.00 Delivered

Lead Time: Material in Stock, Manufacturing time 4-6 weeks ARO

Quote Valid: 60 Days

Terms: Net 30 Days

Training: Conducted at delivery

F.O.B Naples, FL

May we be of service?

Dan Moates
Channel Innovations

PHALANX DEFENSE SYSTEMS

June 5, 2019

Deputy Chief Alan McLaughlin
Greater Naples Fire Rescue District
14575 Collier Blvd
Naples, FL 34119

Alan,

Please see quote below.

PHALANX TACTICAL RESPONDER MKII – BLUE – NFPA 3000 COMPLIANT

NIJ CERTIFIED M3 LEVEL III+ 10X12 OR 11X14 shooters cut FRONT rifle plate

NIJ CERTIFIED M3 LEVEL III+ 11X14 full size BACK rifle plate

PLATES – 6.9 pounds / 6+ pounds positive buoyancy/non-spalling armor

PLACARD – “FIRE” custom color to order

HELMET – BLACK LEVEL IIIA PER NIJ0101.06

TECC PASGT – Frag protection according to Mil Std 662f

Price per system - \$1250 delivered

Manufacturing time is estimated to be 4 to 6 weeks with terms of 50% down, and remaining 50% upon delivery.

Regards,



John Perkins

Phalanx Defense Systems, LLC
1125 NE 8th Ave
Gainesville, FL 32602
t: 352.727.4884
e: Info@phalanxsystems.com

INNOVATIVE FIRE RESCUE GROUP
PMB425 3101 SW 34TH AVENUE #905
OCALA, FL 34474
352-304-6922



June 4, 2019

Quote #06042019

Deputy Chief Alan McLaughlin
Greater Naples Fire Rescue District
14575 Collier Blvd.

Chief McLaughlin,

Per your request, please see the following information:

Phalanx Tactical Responder MKII-Blue, NFPA 3000 Complaint Armor System

Complete with NIJ Certified M3 Level III+ with 11 x 14 shooters cut front or 10 x 12 shooters cut front and 11 x 14 full size back plates and placard

Black Level IIIA, per NIJ0101.06 TECC PASGT – Frag protection according to Mil Std 662f (Medium or Large)

Price Per Set \$1,300.00 (Delivered)

Lead Time: Material in Stock, Manufacturing time 4-6 weeks ARO

Quote Valid: 30 Days

Terms: Net 30 Days

Training: Conducted at delivery

F.O.B. Naples, FL (Delivered)

May we be of service?

A handwritten signature in black ink, appearing to read "David Cooper", is written over a horizontal line.

David Cooper
Innovative Fire Rescue Group



Fire Armor LLC
4521 PGA Blvd., Suite 475
Palm Beach Gardens, Fl. 33418

Account Representative: Dave Murry - 561-876-1139
Contact Information: Firearmorballistics@gmail.com

Quote Number: 2019-05-0001
Quote Date: 1-May-19
Point of Contact: Chief Sapp
Phone #: 239-348-7450
Fax #:
E-mail address: Nsapp@gnfire.org

Bill to:	Ship to:
Greater Naples Fire Rescue 14575 Collier Blvd Naples, Florida 34119 ATTN: Chief Sapp	Greater Naples Fire Rescue 14575 Collier Blvd Naples, Florida 34119 ATTN: Chief Sapp

Item number	Description	Color	Size	QTY	Price Each	Amount
FIRSTR-COY	The First Responder - Kit includes - First Responder Carrier with CRMIIIA Level IIIA NIJ 0101.6 Certified Ballistic Armor Panels (Front & Back) - 5 year ballistic warranty. Front and Rear Rifle Plate Pockets, Premium 3M Triple Trim Reflective Striping, Custom Bunker Gear Front Pocket. Two (2) custom ID Panels with 3M Reflective Lettering - Choice of Color & Lettering	COY	N/A	1	\$690.00	\$690.00
HC-AR500-10X12SH	HighCom Rifle Plate, NIJ 0101.06 Level III+ Stand Alone w/ Special Threats, Shooters Cut, Single Curve, 10" x 12", 7.3 Lbs, 10 year ballistic warranty.	N/A	10x12	2	\$125.12	\$250.24
BTLSKIN-A3-MSS	Batlskin Viper A3, NIJ Level IIIA ballistic rated ACH helmet with Modular Suspension System, Full Cut, 7 year ballistic warranty. Choice of Helmet Color	COY	LRG	1	\$400.00	\$400.00

NOTE that lead times, pricing, & availability is subject to change without notice
This quote is valid for 30 days, after expiration prices are subject to change.

Subtotal	\$1,340.24
Shipping and Handling	N/A
Sales Tax	N/A
Total	\$1,340.24



**GREATER NAPLES FIRE RESCUE DISTRICT
BOARD OF FIRE COMMISSIONERS
Action Item Worksheet**

NEW BUSINESS

Agenda Item: III. B.
Subject: Division Chief - EMS
Meeting Date: June 11, 2019
Prepared By: Kingman Schuldt, Fire Chief

Background

The current ALS Coordinating officer has been a temporary assignment and it is necessary to make a formal appointment and transition to Division Chief. The individual appointed to the ALS Coordinating Officer is a non-exempt position under the provisions of the Fair Labor Standards Act, serves at the rank of Lieutenant and currently reports to the Deputy Chief of Training.

Because the current position is non-exempt there remain a number of limitations inhibiting maximum program impact. An exempt classification will enhance program effectiveness in a number of areas including, but not limiting to; infection control, HIPAA compliance, and continuous quality improvement programs, all of which involve confidential patient and emergency services worker related information where an exempt employee is best suited to address.

The current ALS Coordinating Officer non-exempt classification limits the District's ability to deploy a medical officer after regular work hours. This significantly diminishes the District's ability to provide dedicated staff support to incidents involving infection control or other situations when a medical care specialist is needed to interact with hospitals and doctors under confidential circumstances. There are additional occasions where staff support is necessary to secure critical medical supplies and equipment after regular working hours.

It is also appropriate to have an EMS Chief Officer representing the Fire Chief and District during executive-level meetings with area hospitals, County Emergency Medical Services management staff, County Medical Director, District Physician, and community groups such as the Emergency Medical Authority for example.

Funding Source/Financial Impact

2017-2018 Salary for non-exempt Lieutenant	\$92,058.00
Estimated salary for exempt Division Chief	<u>\$97,509.00</u>
Reclassification cost	\$ 5,451.00

Funding for reclassification was included during the 2018-2019 budget adoption process.



**GREATER NAPLES FIRE RESCUE DISTRICT
BOARD OF FIRE COMMISSIONERS
Action Item Worksheet**

NEW BUSINESS

Agenda Item: III. B.
Subject: Division Chief - EMS
Meeting Date: June 11, 2019
Prepared By: Kingman Schuldt, Fire Chief

Recommendation

Sunset the current ALS Coordinate Officer appointment and reclassify the position to Division Chief - EMS

Potential Motion

I move to support staff's recommendation to reclassify the ALS Coordinating Officer to Division Chief - EMS



**GREATER NAPLES FIRE RESCUE DISTRICT
BOARD OF FIRE COMMISSIONERS
Action Item Worksheet**

NEW BUSINESS

Agenda Item: III. C.
Subject: FY 19-20 Budget Meeting Schedule
Meeting Date: June 11, 2019
Prepared By: Tara Bishop, Director

Background

As required by The Department of Revenue Florida's Truth-In-Millage (TRIM) guidelines, the Board of Fire Commissioners is tasked with setting two public hearings to discuss, present to the public and vote on the upcoming year's budget and millage rate. The first public budget hearing date must be included in the initial DR-420 submitted within 35 days of issuance.

The tentative budget must be posted on the website two days prior to the First Public Hearing. The final hearing date must be published in the Naples Daily News with a copy of the proposed budget. The final budget must also be placed on the website after adoption.

These public hearings are to be held after 5:00pm and may not conflict with School Board or County Budget meetings. Collier County School Dates: July 30th and September 10th
Collier County Budget Dates: September 5th and September 10th @ 5:05pm

Funding Source/Financial Impact

Discussion and votes to include millage rate, roll back rate and Impact fee rates. Budget adoptions for FY 2019-2020 to include the General Fund, Impact Fund, and Hydrant Fund.

Recommendation

Staff proposes the following dates.

Workshops: Tuesday, August 13th at 3:30pm (prior to regular BOFC meeting)

Public Hearing: Must be after 5pm

First Public Hearing: Thursday, September 12, 2019 @ 5:05pm

Final Public Hearing: Tuesday, September 24, 2019 @ 5:05pm

Potential Motion

I make a motion to add to the Commissioner's calendar:

Workshop date and time on August 13th @ 3:30pm

First Public Budget Hearing on September 12th @ 5:05 pm

Final Public Hearing Date on September 24th @ 5:05pm

A handwritten signature in blue ink, appearing to read "Tara Bishop", is written over a horizontal line.