



AGENDA
GREATER NAPLES FIRE RESCUE DISTRICT
BOARD OF FIRE COMMISSIONERS MEETING
February 9, 2020

I. MEETING OPENED

- A. Pledge of Allegiance and Invocation
- B. Consent Agenda
All matters listed under this item are considered routine and action will be taken by one motion without separate discussion of each item; if discussion is desired by a member of the Board, that item(s) will be removed from the Consent Agenda and considered separately.
 - 1. Treasurer Report - Director Bishop 1-15
 - 2. Disposition of Fixed Assets 21-002- Assistant Chief Martin 16
- C. Approval, Additions and Deletions to the Agenda
- D. Approval of the GNFD Minutes January 12, 2021 17-19
- E. Fire Chief's District Report - Chief Sapp 20-23
 - 1. Line of Duty Deaths Moment of Silence
- F. Chapter 175 FFs' Pension Plan – Chairman Tim Sims
- G. Local 2396 Report – President Joey Brown

II. OLD BUSINESS

- A. Executive Session
- B. Successor Collective Bargaining Agreement – Fire Chief Sapp
- C. Fire Chief Selection Committee Update- Commissioner Stedman
- D. AIW- District Property Contract/ Financing- White Lake Property 24-25

III. NEW BUSINESS

- A. MOU- Battalion Commander/Battalion Chief Positional Vacancies- Fire Chief Sapp 26-27
- B. Public Comment for items not on the Agenda
- C. Comments by Commissioners

ADJOURNMENT

Next Regular Scheduled Board Meeting March 9, 2021

**Balance Sheet
As of 1/31/2021**

Greater Naples Fire Rescue District (GNF)

Assets		
CASH IN BANK		
10100-001-0000-003	DENTAL ACCOUNT (GNFRD)	\$ 95,717.04
10100-001-0000-004	HEALTH FUND (GNFRD)	\$ 66,544.31
10100-001-0000-005	UHC - MEDICARE - GNFRD	\$ 59,213.49
10100-001-0000-010	PURCHASING CARD	\$ 12,569.81
10100-001-0001-002	OPERATIONS GENERAL FUND	\$ 24,603,578.69
10100-001-0003-003	PAYROLL CASH IN BANK	\$ 315,379.66
10100-001-0015-000	DEBT SERVICE RESERVE FUND	\$ 722,924.70
10100-001-0200-000	FIRST FLORIDA INTEGRITY BANK	\$ 2,102,976.46
	Total CASH IN BANK:	<u>\$ 27,978,904.16</u>
ACCOUNTS RECEIVABLE		
11500-001-0001-000	COLLIER COUNTY RECEIVABLE	\$ 18,974.67
11500-001-0003-000	EMPLOYEE RECEIVABLE	\$ 11,424.14
11500-001-0007-000	MISCELLANEOUS RECEIVABLE	\$ 52,293.25
11500-001-0008-000	MISC. RECEIVABLE- PREVENTION	\$ 31,135.00
11500-001-0011-000	RETURNED CHECKS	\$ 160.00
11500-001-0013-000	FALSE ALARM RECEIVABLE	\$ 2,735.43
	Total ACCOUNTS RECEIVABLE:	<u>\$ 116,722.49</u>
DUE FROM OTHER FUNDS		
13100-001-0003-000	DUE FROM FOUNDATION TO GENERAL FUND	\$ 538.31
13200-900-0001-001	DUE FROM MM63 FOR SET UP	\$ 175,000.00
	Total DUE FROM OTHER FUNDS:	<u>\$ 175,538.31</u>
PROPERTY HELD FOR SALE		
15000-001-0000-000	PROPERTY HELD FOR SALE	\$ 1,000,000.00
	Total PROPERTY HELD FOR SALE:	<u>\$ 1,000,000.00</u>
PREPAID		
15500-001-0000-000	PREPAID EXPENSES	\$ 6,220.09
15500-001-0001-000	PREPAID INSURANCE	\$ 822,519.64
15500-001-0004-000	DEPOSIT IN ZENNITH FOR GRIT CLAIMS	\$ 20,732.79
	Total PREPAID:	<u>\$ 849,472.52</u>
	Total Assets:	<u><u>\$ 30,120,637.48</u></u>
Liabilities		
VOUCHER PAYABLE		
20100-001-0000-001	VOUCHERS PAYABLE	\$-1,119.63
20100-001-0000-002	AFLAC - PRE TAX	\$ 7,122.58
20100-001-0000-003	AFLAC - POST TAX	\$ 3,502.74
20100-001-0000-006	EE CONTRIB TO DEF COMP - NW (457)	\$-125.00
20100-001-0000-009	EE ELECTIVE LIFE INS - STANDARD INS	\$-726.70
20100-001-0000-010	EE CONTRIBUTION TO FRS	\$ 28,944.13
20100-001-0000-012	EE CONTRIB TO 175 RETIREMENT	\$ 1.21
20100-001-0000-013	FSA CONTRIBUTION	\$-6,454.67
20100-001-0000-014	GARNISHMENT	\$ 215.27
20100-001-0000-019	DISTRICT 457 NW MATCH	\$ 500.00
20100-001-0000-022	FSA Contributions from Prior Year	\$ 26,137.32
20100-001-0000-025	DISTRICT 457 FL MATCH	\$ 175.00
	Total VOUCHER PAYABLE:	<u>\$ 58,172.25</u>
DUE TO OTHER FUNDS		
20700-001-0001-000	DUE TO IMPACT FEE FUND FROM GENERAL	\$ 682,188.48
	Total DUE TO OTHER FUNDS:	<u>\$ 682,188.48</u>
ACCRUED WAGES PAYABLE		

**Balance Sheet
As of 1/31/2021**

Greater Naples Fire Rescue District (GNF)

		(Continued)	
ACCRUED WAGES PAYABLE			
21600-001-0000-000	ACCRUED WAGES PAYABLE	\$ 98,000.00	
	Total ACCRUED WAGES PAYABLE:	<u> </u>	\$ 98,000.00
OTHER CURRENT LIABILITIES			
22900-001-0001-000	GRIT BANKRUPTCY DISPURSEMENT	\$ 32,404.42	
	Total OTHER CURRENT LIABILITIES:	<u> </u>	\$ 32,404.42
	Total Liabilities:		<u> </u> \$ 870,765.15
Equity			
PREPAID EXPENSES			
27300-000-0000-001	PREPAID EXPENSES	\$ 371,170.76	
27300-000-0000-002	LAND HELD FOR SALE	\$ 1,000,000.00	
	Total PREPAID EXPENSES:	<u> </u>	\$ 1,371,170.76
FUND BALANCE			
28100-001-0000-000	FUND BALANCE - RESTRICTED	\$ 697,321.00	
28300-001-0000-000	FUND BALANCE ASSIGNED	\$ 168,700.00	
28400-001-0000-000	FUND BALANCE - UNASSIGNED	\$ 6,284,093.71	
28400-001-0000-002	Retained Earnings-Current Year	\$ 20,057,247.75	
28400-001-0000-002	FUND BALANCE CURRENT YEAR	\$ 671,340.64	
	Total FUND BALANCE:	<u> </u>	\$ 27,878,703.10
	Total Equity:		<u> </u> \$ 29,249,873.86
	Total Liabilities & Equity:		<u> </u> <u> </u> \$ 30,120,639.01

GNFRD INCOME STATEMENT
For The 4 Periods Ended 1/31/2021

Greater Naples Fire Rescue District (GNF)

		Period to Date	%	ORIGINAL PTD Budget	%	Year to Date	%	ORIGINAL Annual Budget	%
Revenue									
TAXES									
31100-001-0000-001	AD VALOREM	1,646,943.68	81.52	2,663,461.33	89.72	29,128,536.46	92.17	31,961,535.80	89.72
31100-001-0000-002	PRIOR YEAR TAXES	5,313.70	0.26	291.66	0.01	5,722.87	0.02	3,500.00	0.01
31100-001-0000-003	WARRANT DISTRIBUTIONS	0.00	0.00	208.33	0.01	29,696.78	0.09	2,500.00	0.01
31100-001-0000-004	COUNTY HELD DISTRIBUTIONS	0.00	0.00	12.50	0.00	235.68	0.00	150.00	0.00
31100-001-0000-005	AD VALOREM INTEREST	2,689.26	0.13	125.00	0.00	2,689.26	0.01	1,500.00	0.00
31100-001-0000-007	EXCESS FEES	0.00	0.00	8,333.33	0.28	0.00	0.00	100,000.00	0.28
31100-001-2060-012	AD VALOREM - OCHOPEE	0.00	0.00	103,180.33	3.48	771,455.84	2.44	1,238,164.00	3.48
31100-001-2060-013	OCHOPEE MANAGEMENT FEE	0.00	0.00	47,091.66	1.59	0.00	0.00	565,100.00	1.59
Total TAXES:		1,654,946.64	81.91	2,822,704.14	95.08	29,938,336.89	94.73	33,872,449.80	95.08
INSPECTION FEES NEW									
32901-001-0000-010	INSPECTION FEES NEW CONSTRUCTI	79,813.97	3.95	37,500.00	1.26	231,528.08	0.73	450,000.00	1.26
32901-001-0000-011	TIMED INSP/RE-INSP FEES NEW CONS	450.00	0.02	625.00	0.02	2,075.00	0.01	7,500.00	0.02
32901-001-0000-012	RE-INSPECTON - NEW	2,025.00	0.10	3,750.00	0.13	13,425.00	0.04	45,000.00	0.13
32901-001-0000-014	KEY BOX INSPECTION - NEW	0.00	0.00	83.33	0.00	0.00	0.00	1,000.00	0.00
32901-001-0000-015	HYDRANT THRUST BLOCK	100.00	0.00	416.66	0.01	1,700.00	0.01	5,000.00	0.01
32901-001-0000-016	HYDRANT THRUST BLOCK RE-INSP	0.00	0.00	41.66	0.00	75.00	0.00	500.00	0.00
32901-001-0000-017	FIRE FLOWS	450.00	0.02	1,708.33	0.06	6,150.00	0.02	20,500.00	0.06
32901-001-0000-018	FIRE FLOW RE-INSPECTION	750.00	0.04	208.33	0.01	1,350.00	0.00	2,500.00	0.01
32901-001-0000-019	PLAN REVIEWS	0.00	0.00	0.00	0.00	100.00	0.00	0.00	0.00
32901-001-2060-000	INSPECTION FEES NEW - OCHOPEE	0.00	0.00	291.66	0.01	0.00	0.00	3,500.00	0.01
Total INSPECTION FEES NEW:		83,588.97	4.14	44,624.97	1.50	256,403.08	0.81	535,500.00	1.50
INSPECTION FEES EXISTING									
32910-001-1000-110	INSP. FEES EXISTING - TIMED	0.00	0.00	62.50	0.00	225.00	0.00	750.00	0.00
32910-001-1000-111	OCCUPATIONAL INSPECTION	1,190.00	0.06	2,000.00	0.07	9,000.00	0.03	24,000.00	0.07
32910-001-1000-112	RE-INSPECTION FEES - EXISTING	800.00	0.04	20.83	0.00	800.00	0.00	250.00	0.00
32910-001-1000-113	INSPECTION FEES 0 - 3,000 SQ FT EXIS	0.00	0.00	291.67	0.01	375.00	0.00	3,500.00	0.01
32910-001-1000-114	INSPECTION FEES 3,001 - 30,000 SQ FT	85.00	0.00	250.00	0.01	785.00	0.00	3,000.00	0.01
32910-001-1000-115	INSPECTION FEES 30,001 - 100,000 SQ	0.00	0.00	295.83	0.01	900.00	0.00	3,550.00	0.01
32910-001-1000-116	INSPECTION FEES OVER 100,000 SQ F	0.00	0.00	500.00	0.02	500.00	0.00	6,000.00	0.02
32910-001-1000-117	KEY BOX INSPECTIONS - EXISTING	0.00	0.00	20.83	0.00	0.00	0.00	250.00	0.00
32910-001-1000-119	INSP. FEES APARTMENT/CONDO 4 BUI	0.00	0.00	20.83	0.00	0.00	0.00	250.00	0.00
Total INSPECTION FEES EXISTING:		2,075.00	0.10	3,462.49	0.12	12,585.00	0.04	41,550.00	0.12
FEDERAL GRANTS									
33100-001-0000-201	FEDERAL GRANTS AWARDED	0.00	0.00	6,032.17	0.20	1,000,000.00	3.16	72,386.00	0.20
33100-001-2050-012	GRANT - SAFER	221,896.09	10.98	39,673.83	1.34	221,896.09	0.70	476,086.00	1.34

GNFRD INCOME STATEMENT
For The 4 Periods Ended 1/31/2021

Greater Naples Fire Rescue District (GNF)

	Period to Date	%	ORIGINAL PTD Budget	%	Year to Date	%	ORIGINAL Annual Budget	%
Total FEDERAL GRANTS:	221,896.09	10.98	45,706.00	1.54	1,221,896.09	3.87	548,472.00	1.54
FIREFIGHTERS SUPPLEMENT INCOME								
33500-001-0000-210 FIREFIGHTER SUPPLEMENTAL INCOMI	0.00	0.00	5,416.67	0.18	17,480.00	0.06	65,000.00	0.18
33500-001-0000-290 MARC UNIT - STATE OF FLORIDA	0.00	0.00	12,458.33	0.42	71,480.23	0.23	149,500.00	0.42
Total FIREFIGHTERS SUPPLEMENT INCOME:	0.00	0.00	17,875.00	0.60	88,960.23	0.28	214,500.00	0.60
FIRE & LIFE SAFETY CHARGES & FEES								
34200-001-0000-202 REIMBURSEMENT FOR OT	0.00	0.00	833.33	0.03	400.00	0.00	10,000.00	0.03
34200-001-0000-203 FALSE ALARMS	0.00	0.00	2,500.00	0.08	400.00	0.00	30,000.00	0.08
34200-001-0000-206 ISO LETTERS	0.00	0.00	25.00	0.00	50.00	0.00	300.00	0.00
34200-001-0000-207 KEY BOXES SOLD	0.00	0.00	25.00	0.00	0.00	0.00	300.00	0.00
34200-001-0000-208 DUPLICATE NOC'S	10.00	0.00	166.67	0.01	140.00	0.00	2,000.00	0.01
34200-001-0000-209 DEFICIENCY REVIEWS	200.00	0.01	291.67	0.01	300.00	0.00	3,500.00	0.01
34200-001-0000-210 VARIANCE REQUESTS	300.00	0.01	250.00	0.01	600.00	0.00	3,000.00	0.01
34200-001-0000-211 FIRE WORK PERMITS	0.00	0.00	83.33	0.00	600.00	0.00	1,000.00	0.00
34200-001-0000-212 TRAINING DONE BY F & L SAFETY	0.00	0.00	25.00	0.00	70.00	0.00	300.00	0.00
34200-001-0000-904 SPECIAL EVENT INSPECTION FEES	0.00	0.00	166.67	0.01	150.00	0.00	2,000.00	0.01
34200-001-0000-905 OTHER F & L MISC. INCOME	0.00	0.00	166.67	0.01	346.46	0.00	2,000.00	0.01
Total FIRE & LIFE SAFETY CHARGES & FEES:	510.00	0.03	4,533.34	0.15	3,056.46	0.01	54,400.00	0.15
INTEREST EARNINGS								
36100-001-0000-001 INTEREST EARNINGS	3,811.16	0.19	13,166.67	0.44	12,643.79	0.04	158,000.00	0.44
Total INTEREST EARNINGS:	3,811.16	0.19	13,166.67	0.44	12,643.79	0.04	158,000.00	0.44
RENTALS & LEASES								
36200-001-0000-002 CELL TOWER LEASE CONTRACT	3,465.70	0.17	6,250.00	0.21	13,665.37	0.04	75,000.00	0.21
36200-001-0000-003 PUBLIC SAFETY - STATION 21	0.00	0.00	600.00	0.02	638.55	0.00	7,200.00	0.02
36200-001-0000-004 PUBLIC SAFETY - STATION 22	0.00	0.00	344.00	0.01	818.46	0.00	4,128.00	0.01
36200-001-0000-005 PUBLIC SAAFETY - STATION 23	600.00	0.03	300.00	0.01	1,500.00	0.00	3,600.00	0.01
36200-001-0000-006 PUBLIC SAFETY - STATION 20	0.00	0.00	750.00	0.03	0.00	0.00	9,000.00	0.03
Total RENTALS & LEASES:	4,065.70	0.20	8,244.00	0.28	16,622.38	0.05	98,928.00	0.28
DISPOSITION OF FIXED ASSETS								
36400-001-0000-001 DISPOSITION OF FIXED ASSETS	0.00	0.00	833.33	0.03	0.00	0.00	10,000.00	0.03
Total DISPOSITION OF FIXED ASSETS:	0.00	0.00	833.33	0.03	0.00	0.00	10,000.00	0.03
CONTRIBUTIONS AND DONATIONS								
36600-001-0000-001 CONTRIBUTIONS AND DONATIONS	0.00	0.00	20.83	0.00	55.00	0.00	250.00	0.00
Total CONTRIBUTIONS AND DONATIONS:	0.00	0.00	20.83	0.00	55.00	0.00	250.00	0.00
OTHER MISCELLANEOUS INCOME								
36900-001-0000-902 FIRE MARSHALL MOU REIMBURSEMEN	0.00	0.00	3,750.00	0.13	0.00	0.00	45,000.00	0.13

GNFRD INCOME STATEMENT
For The 4 Periods Ended 1/31/2021

Greater Naples Fire Rescue District (GNF)

		Period to Date	%	ORIGINAL PTD Budget	%	Year to Date	%	ORIGINAL Annual Budget	%
(Continued)									
OTHER MISCELLANEOUS INCOME									
36900-001-0000-904	SHOP REVENUE	39,432.85	1.95	3,333.33	0.11	41,821.54	0.13	40,000.00	0.11
36900-001-0000-906	OTHER MISC. INCOME	6,509.78	0.32	41.67	0.00	6,615.70	0.02	500.00	0.00
36900-001-4010-046	VEHICLE REPAIR INSURANCE REIM.	3,496.70	0.17	416.67	0.01	3,496.70	0.01	5,000.00	0.01
Total OTHER MISCELLANEOUS INCOME:		49,439.33	2.45	7,541.67	0.25	51,933.94	0.16	90,500.00	0.25
Total Revenue:		2,020,332.89	100.00	2,968,712.44	100.00	31,602,492.86	100.00	35,624,549.80	100.00
Gross Profit:		2,020,332.89	100.00	2,968,712.44	100.00	31,602,492.86	100.00	35,624,549.80	100.00
Expenses									
LEGISLATIVE SALARIES									
51100-001-0000-011	LEGISLATIVE SALARIES (COMMISSION)	2,500.00	0.12	2,708.33	0.09	8,214.25	0.03	32,500.00	0.09
Total LEGISLATIVE SALARIES:		2,500.00	0.12	2,708.33	0.09	8,214.25	0.03	32,500.00	0.09
EXECUTIVE SALARIES & WAGES									
51200-001-0000-011	EXECUTIVE SALARIES	85,382.82	4.23	90,766.33	3.06	353,693.23	1.12	1,089,196.00	3.06
51200-001-0000-012	EXECUTIVE 175 PENSION CONTRACTU	406.64	0.02	395.83	0.01	1,683.50	0.01	4,750.00	0.01
Total EXECUTIVE SALARIES & WAGES:		85,789.46	4.25	91,162.16	3.07	355,376.73	1.12	1,093,946.00	3.07
ADMINISTRATIVE SALARIES									
51300-001-1000-012	SALARIES - NON BARGAINING (ADMIN,)	86,826.43	4.30	116,705.08	3.93	365,290.87	1.16	1,400,461.00	3.93
51300-001-1000-014	OVERTIME (NON-BARGAINING)	2,557.31	0.13	6,250.00	0.21	8,112.34	0.03	75,000.00	0.21
Total ADMINISTRATIVE SALARIES:		89,383.74	4.42	122,955.08	4.14	373,403.21	1.18	1,475,461.00	4.14
BARGAINING UNIT SHIFT SALARIES & WAGES									
51310-001-2000-012	BARGAINING UNIT SALARIES - SHIFT	882,659.29	43.69	1,077,676.00	36.30	3,632,848.35	11.50	12,932,112.00	36.30
51310-001-2000-013	FIREFIGHTERS - PART TIME	0.00	0.00	10,416.67	0.35	0.00	0.00	125,000.00	0.35
51310-001-2000-014	OVERTIME - SHIFT	169,732.51	8.40	150,229.17	5.06	763,516.80	2.42	1,802,750.00	5.06
51310-001-2050-012	SAFER GRANT SALARIES -FF	53,937.08	2.67	104,306.00	3.51	221,171.01	0.70	1,251,672.00	3.51
51310-001-2050-014	SAFER GRANT OVERTIME - FF	0.00	0.00	4,166.67	0.14	12,376.06	0.04	50,000.00	0.14
Total BARGAINING UNIT SHIFT SALARIES & WAGES:		1,106,328.88	54.76	1,346,794.51	45.37	4,629,912.22	14.65	16,161,534.00	45.37
BARGAINING UNIT - NON SHIFT									
51320-001-3000-012	SALARIES - FIRE & LIFE SAFETY	60,324.40	2.99	75,206.25	2.53	231,758.44	0.73	902,475.00	2.53
51320-001-3000-014	OVERTIME FIRE & LIFE SAFETY	1,871.53	0.09	8,333.33	0.28	4,471.63	0.01	100,000.00	0.28
Total BARGAINING UNIT - NON SHIFT:		62,195.93	3.08	83,539.58	2.81	236,230.07	0.75	1,002,475.00	2.81
EARNINGS OTHER									
51330-001-9000-011	DISPLACEMENT PAY	0.00	0.00	12.50	0.00	10.35	0.00	150.00	0.00
51330-001-9000-013	HOLIDAY	21.66	0.00	18,750.00	0.63	430.46	0.00	225,000.00	0.63
51330-001-9000-014	VACATION	0.00	0.00	10,833.33	0.36	1,719.00	0.01	130,000.00	0.36
51330-001-9000-015	SICK TIME	0.00	0.00	21,666.67	0.73	2,082.32	0.01	260,000.00	0.73
51330-001-9000-016	457 CONTRACTUAL	384.62	0.02	408.33	0.01	1,593.42	0.01	4,900.00	0.01

GNFRD INCOME STATEMENT
For The 4 Periods Ended 1/31/2021

Greater Naples Fire Rescue District (GNF)

		Period to Date	%	ORIGINAL PTD Budget	%	Year to Date	%	ORIGINAL Annual Budget	%
EARNINGS OTHER									
(Continued)									
51330-001-9010-011	LIFE INSURANCE OVER \$50,000	0.00	0.00	0.00	0.00	5,991.00	0.02	0.00	0.00
51330-001-9010-012	LIFE INSURANCE OVER \$50,000	0.00	0.00	0.00	0.00	-5,991.00	-0.02	0.00	0.00
51330-001-9012-011	DISABILITY BENEFITS	0.00	0.00	0.00	0.00	47,245.81	0.15	0.00	0.00
51330-001-9012-012	NET DISABILITY BENEFITS	0.00	0.00	0.00	0.00	-47,245.81	-0.15	0.00	0.00
Total EARNINGS OTHER:		406.28	0.02	51,670.83	1.74	5,835.55	0.02	620,050.00	1.74
DEBT SERVICE									
51700-001-0000-071	DEBT SERVICE - PRINCIPAL PAYMENT	349.88	0.02	50,601.17	1.70	294,008.76	0.93	607,214.00	1.70
51700-001-0000-072	DEBT SERVICE - INTEREST PAYMENT	0.00	0.00	6,333.33	0.21	53,494.58	0.17	76,000.00	0.21
Total DEBT SERVICE:		349.88	0.02	56,934.50	1.92	347,503.34	1.10	683,214.00	1.92
FICA TAXES									
52201-001-0000-011	ER SS TAXES	81,237.93	4.02	88,419.58	2.98	331,947.59	1.05	1,061,035.00	2.98
52201-001-0000-012	ER MEDICARE TAXES	18,999.17	0.94	24,205.42	0.82	80,232.72	0.25	290,465.00	0.82
Total FICA TAXES:		100,237.10	4.96	112,625.00	3.79	412,180.31	1.30	1,351,500.00	3.79
RETIREMENT CONTRIBUTIONS									
52202-001-0010-022	FRS CONTRIBUTIONS	363,318.26	17.98	220,158.67	7.42	806,628.64	2.55	2,641,904.00	7.42
52202-001-0011-022	175 RETIREMENT PLAN CONTRIBUTION	45,081.14	2.23	46,176.42	1.56	220,250.54	0.70	554,117.00	1.56
52202-001-0012-022	NATIONWIDE RETIREMENT PLAN	3,296.84	0.16	3,575.00	0.12	14,777.68	0.05	42,900.00	0.12
52202-001-0013-022	DISTRICT DEF COMP MATCH - NW	1,000.00	0.05	975.00	0.03	5,000.00	0.02	11,700.00	0.03
52202-001-0014-022	DISTRICT DEF COMP FL MATCH	300.00	0.01	1,137.50	0.04	1,600.00	0.01	13,650.00	0.04
Total RETIREMENT CONTRIBUTIONS:		412,996.24	20.44	272,022.59	9.16	1,048,256.86	3.32	3,264,271.00	9.16
LIFE AND HEALTH INSURANCE									
52205-001-0010-023	INS BENEFITS FIXED - DENTAL	1,226.55	0.06	1,274.08	0.04	4,392.43	0.01	15,289.00	0.04
52205-001-0011-023	INSURANCE BENEFITS FIXED - LIFE INS	5,048.76	0.25	3,916.67	0.13	20,145.63	0.06	47,000.00	0.13
52205-001-0012-023	INS BENEFITS FIXED - MEDICAL	276,893.62	13.71	254,997.75	8.59	1,071,826.41	3.39	3,059,973.00	8.59
52205-001-0013-023	INS BENEFITS FIXED - STD/LTD	13,031.60	0.65	13,200.00	0.44	51,852.53	0.16	158,400.00	0.44
52205-001-0014-023	INS BENEFITS FIXED - VISION	2,346.55	0.12	2,814.00	0.09	9,459.26	0.03	33,768.00	0.09
52205-001-0015-023	INS BENEFITS - DENTAL CLAIMS	14,362.87	0.71	13,166.67	0.44	43,021.45	0.14	158,000.00	0.44
52205-001-0016-023	INS BENEFITS - MEDICAL HRA	66,504.69	3.29	55,532.58	1.87	248,018.37	0.78	666,391.00	1.87
Total LIFE AND HEALTH INSURANCE:		379,414.64	18.78	344,901.75	11.62	1,448,716.08	4.58	4,138,821.00	11.62
WORKERS COMPENSATION									
52210-001-0010-024	WORKERS COMPENSATION PREMIUM	80,114.42	3.97	48,041.92	1.62	199,829.68	0.63	576,503.00	1.62
52210-001-0011-024	EE WORKERS COMP CHECKS	-3,598.90	-0.18	0.00	0.00	-24,812.91	-0.08	0.00	0.00
52210-001-0012-024	EXPENSES FOR GRIT CLAIMANTS	0.00	0.00	208.33	0.01	222.99	0.00	2,500.00	0.01
Total WORKERS COMPENSATION:		76,515.52	3.79	48,250.25	1.63	175,239.76	0.55	579,003.00	1.63
UNEMPLOYMENT COMPENSATION									
52215-001-0000-025	RE-EMPLOYMENT TAX	0.00	0.00	1,000.00	0.03	3,148.01	0.01	12,000.00	0.03

GNFRD INCOME STATEMENT
For The 4 Periods Ended 1/31/2021

Greater Naples Fire Rescue District (GNF)

		Period to Date	%	ORIGINAL PTD Budget	%	Year to Date	%	ORIGINAL Annual Budget	%
UNEMPLOYMENT COMPENSATION									
(Continued)									
52215-001-0000-026	POST EMPLOYMENT BENEFITS (PEHP)	0.00	0.00	25,833.33	0.87	290,000.00	0.92	310,000.00	0.87
52215-001-0010-026	SB 426 CANCER COVERAGE	0.00	0.00	3,500.00	0.12	30,588.17	0.10	42,000.00	0.12
Total UNEMPLOYMENT COMPENSATION:		0.00	0.00	30,333.33	1.02	323,736.18	1.02	364,000.00	1.02
PROFESSIONAL SERVICES									
52220-001-0000-031	PROFESSIONAL SERVICES	25,454.12	1.26	22,958.33	0.77	243,856.91	0.77	275,500.00	0.77
52220-001-0011-031	CONTRACTUAL SERV - ADV COLLECTC	35,661.92	1.77	50,416.67	1.70	585,900.60	1.85	605,000.00	1.70
52220-001-0012-031	CONTRACTUAL SERV - IMPACT FEE CC	1,929.18	0.10	1,166.67	0.04	7,533.82	0.02	14,000.00	0.04
52220-001-0013-031	CONTRACTUAL SERV - PROPERTY API	64,977.24	3.22	20,833.33	0.70	108,985.84	0.34	250,000.00	0.70
52220-001-1000-031	CONTRACTUAL SERV - GENERAL OPEI	3,863.53	0.19	12,745.00	0.43	77,643.64	0.25	152,940.00	0.43
52220-001-2060-031	CONTRACTUAL SERV - OCHOPEE	604.00	0.03	1,162.17	0.04	4,049.82	0.01	13,946.00	0.04
52220-001-3000-031	CONTRACTUAL SERV FIRE & LIFE SAFI	774.81	0.04	4,125.00	0.14	5,810.59	0.02	49,500.00	0.14
52220-001-4000-031	CONTRACTUAL SERVICES FLEET	0.00	0.00	2,328.33	0.08	44.40	0.00	27,940.00	0.08
52220-001-8000-031	CONTRACTUAL SERV - LOGISTICS	0.00	0.00	15,766.67	0.53	4,030.02	0.01	189,200.00	0.53
Total PROFESSIONAL SERVICES:		133,264.80	6.60	131,502.17	4.43	1,037,855.64	3.28	1,578,026.00	4.43
ACCOUNTING & AUDITING									
52225-001-0000-032	ACCOUNTING & AUDITING	500.00	0.02	3,875.00	0.13	500.00	0.00	46,500.00	0.13
Total ACCOUNTING & AUDITING:		500.00	0.02	3,875.00	0.13	500.00	0.00	46,500.00	0.13
CURRENT CHARGES									
52230-001-0000-037	CURRENT CHARGES	1,861.04	0.09	3,541.67	0.12	6,392.84	0.02	42,500.00	0.12
Total CURRENT CHARGES:		1,861.04	0.09	3,541.67	0.12	6,392.84	0.02	42,500.00	0.12
TRAVEL & PER DIEM									
52235-001-0010-040	EMPLOYEE TOLLS REIMBURSEMENT	0.00	0.00	12.50	0.00	0.00	0.00	150.00	0.00
Total TRAVEL & PER DIEM:		0.00	0.00	12.50	0.00	0.00	0.00	150.00	0.00
COMMUNICATIONS & FREIGHT									
52240-001-0000-041	COMMUNICATIONS- CELL PHONES	0.00	0.00	1,583.33	0.05	200.00	0.00	19,000.00	0.05
52240-001-0000-042	FREIGHT & POSTAGE SERVICES	0.00	0.00	333.33	0.01	796.10	0.00	4,000.00	0.01
52240-001-0015-041	COMMUNICATIONS-GENERAL	8,705.88	0.43	10,219.17	0.34	39,329.98	0.12	122,630.00	0.34
52240-001-2060-041	COMMUNICATIONS - OCHOPEE	1,633.18	0.08	2,000.00	0.07	5,504.83	0.02	24,000.00	0.07
Total COMMUNICATIONS & FREIGHT:		10,339.06	0.51	14,135.83	0.48	45,830.91	0.15	169,630.00	0.48
UTILITY SERVICES									
52245-001-0000-043	UTILITIES	14,725.89	0.73	16,016.83	0.54	61,897.52	0.20	192,202.00	0.54
52245-001-2060-043	UTILITY SERVICES - OCHOPEE	863.55	0.04	1,062.50	0.04	3,850.27	0.01	12,750.00	0.04
Total UTILITY SERVICES:		15,589.44	0.77	17,079.33	0.58	65,747.79	0.21	204,952.00	0.58
RENTALS & LEASES									
52250-001-0000-044	RENTALS & LEASES	228.57	0.01	666.67	0.02	672.76	0.00	8,000.00	0.02

GNFRD INCOME STATEMENT
For The 4 Periods Ended 1/31/2021

Greater Naples Fire Rescue District (GNF)

		Period to Date	%	ORIGINAL PTD Budget	%	Year to Date	%	ORIGINAL Annual Budget	%
		(Continued)							
RENTALS & LEASES									
52250-001-0015-044	RENTALS & LEASES - E-FLEET	15,571.17	0.77	15,500.00	0.52	58,758.86	0.19	186,000.00	0.52
52250-001-8000-044	RENTALS & LEASES - FACILITIES/LOGI	943.05	0.05	3,000.00	0.10	18,943.05	0.06	36,000.00	0.10
Total RENTALS & LEASES:		16,742.79	0.83	19,166.67	0.65	78,374.67	0.25	230,000.00	0.65
INSURANCE GENERAL									
52255-001-0000-045	GENERAL INSURANCE	50,310.00	2.49	37,878.58	1.28	476,391.36	1.51	454,543.00	1.28
Total INSURANCE GENERAL:		50,310.00	2.49	37,878.58	1.28	476,391.36	1.51	454,543.00	1.28
REPAIR & MAINT									
52260-001-0500-046	REPAIRS- HURRICANE IRMA	4,282.00	0.21	0.00	0.00	4,282.00	0.01	0.00	0.00
52260-001-0700-046	REPAIR - RADIOS	16.38	0.00	1,250.00	0.04	578.88	0.00	15,000.00	0.04
52260-001-1000-046	REPAIR & MAINTENACE - ADMIN	0.00	0.00	1,791.67	0.06	0.00	0.00	21,500.00	0.06
52260-001-2000-046	REPAIR & MAINT - OPERATIONS	423.72	0.02	2,062.50	0.07	1,824.70	0.01	24,750.00	0.07
52260-001-2060-046	REPAIR & MAINT OCHOPEE	0.00	0.00	1,166.67	0.04	812.42	0.00	14,000.00	0.04
52260-001-3000-046	REPAIR & MAINT. FIRE & LIFE SAFETY	14.38	0.00	1,166.67	0.04	239.38	0.00	14,000.00	0.04
52260-001-4010-046	VEHICLE REPAIR - GNFRD VEHICLES	46,524.14	2.30	33,333.33	1.12	106,525.26	0.34	400,000.00	1.12
52260-001-4011-046	VEHICLE REPAIR - NON GNFRD	5,013.75	0.25	3,750.00	0.13	43,160.62	0.14	45,000.00	0.13
52260-001-4020-046	REPAIR & MAINTENANCE- MARC UNIT	0.00	0.00	12,458.33	0.42	0.00	0.00	149,500.00	0.42
52260-001-4060-046	VEHICLE REPAIR - OCHOPEE	416.34	0.02	2,666.67	0.09	1,742.74	0.01	32,000.00	0.09
52260-001-4112-046	REPAIR & MAINT - MARINE VESSEL	0.00	0.00	1,583.33	0.05	0.00	0.00	19,000.00	0.05
52260-001-4160-046	REPAIRS & MAINTENANCE MARINE - O	0.00	0.00	416.67	0.01	23.69	0.00	5,000.00	0.01
52260-001-4190-046	REPAIR & MAINT MARINE VESSEL - ISL	2,402.61	0.12	0.00	0.00	3,755.05	0.01	0.00	0.00
52260-001-5000-046	REPAIR & MAINTENANCE - TRAINING	0.00	0.00	208.33	0.01	528.88	0.00	2,500.00	0.01
52260-001-6000-046	REPAIR & MAINT - SPECIAL OPERATIOI	0.00	0.00	833.33	0.03	38.72	0.00	10,000.00	0.03
52260-001-6010-046	REPAIR & MAINTENANCE - DIVE	24.39	0.00	0.00	0.00	77.01	0.00	0.00	0.00
52260-001-6012-046	REPAIR & MAINTENANCE - SCBA	2,420.00	0.12	1,208.33	0.04	2,420.00	0.01	14,500.00	0.04
52260-001-7000-046	REPAIR & MAINTENANCE - MEDICAL	0.00	0.00	208.33	0.01	216.67	0.00	2,500.00	0.01
52260-001-8000-046	REPAIR & MAINT - FACILITIES	13,798.59	0.68	12,304.17	0.41	51,170.01	0.16	147,650.00	0.41
52260-001-8050-046	REPAIR & MAINT FACILITES MAJOR PR	5,676.80	0.28	12,500.00	0.42	16,954.80	0.05	150,000.00	0.42
Total REPAIR & MAINT:		81,013.10	4.01	88,908.33	2.99	234,350.83	0.74	1,066,900.00	2.99
PRINTING									
52265-001-0000-047	PRINTING & BINDING	0.00	0.00	83.33	0.00	0.00	0.00	1,000.00	0.00
Total PRINTING:		0.00	0.00	83.33	0.00	0.00	0.00	1,000.00	0.00
OFFICE SUPPLIES									
52270-001-0000-051	OFFICE SUPPLIES	2,002.25	0.10	1,093.75	0.04	4,191.96	0.01	13,125.00	0.04
Total OFFICE SUPPLIES:		2,002.25	0.10	1,093.75	0.04	4,191.96	0.01	13,125.00	0.04
FUELS & LUBRICANTS									
52275-001-0010-052	FUELS & LUBRICANTS	546.43	0.03	1,666.67	0.06	1,492.95	0.00	20,000.00	0.06

GNFRD INCOME STATEMENT
For The 4 Periods Ended 1/31/2021

Greater Naples Fire Rescue District (GNF)

		Period to Date	%	ORIGINAL PTD Budget	%	Year to Date	%	ORIGINAL Annual Budget	%
FUELS & LUBRICANTS		(Continued)							
52275-001-0011-052	FUELS & LUBRICANTS - UNLEADED	4,798.95	0.24	5,735.50	0.19	19,152.60	0.06	68,826.00	0.19
52275-001-0012-052	FUELS & LUBRICANTS - DIESEL	8,493.67	0.42	12,916.67	0.44	33,999.63	0.11	155,000.00	0.44
52275-001-0090-052	MARINE NON-ETHANOL UNLEADED	515.03	0.03	1,625.00	0.05	1,597.63	0.01	19,500.00	0.05
52275-001-2060-052	FUEL - OCHOPEE	0.00	0.00	981.25	0.03	0.00	0.00	11,775.00	0.03
Total FUELS & LUBRICANTS:		14,354.08	0.71	22,925.09	0.77	56,242.81	0.18	275,101.00	0.77
OPERATING SUPPLIES									
52285-001-0001-052	OPERATING-GEN-OPERATING SUPPLIE	0.00	0.00	0.00	0.00	259.19	0.00	0.00	0.00
52285-001-1000-052	OPERATING SUPPLIES - ADMIN	0.00	0.00	275.00	0.01	193.47	0.00	3,300.00	0.01
52285-001-2000-052	OPERATING SUPPLIES - OPERATIONS	4,527.82	0.22	3,916.67	0.13	12,572.66	0.04	47,000.00	0.13
52285-001-2060-052	OPERATING SUPPLIES - OCHOPEE	0.00	0.00	291.67	0.01	0.00	0.00	3,500.00	0.01
52285-001-3000-052	OPERATING SUPPLY - FIRE & LIFE SAF	167.66	0.01	1,666.67	0.06	653.20	0.00	20,000.00	0.06
52285-001-4000-052	OPERATING SUPPLIES - FLEET	198.81	0.01	666.67	0.02	914.33	0.00	8,000.00	0.02
52285-001-5000-052	OPERATING SUPPLIES - TRAINING	0.00	0.00	291.67	0.01	522.86	0.00	3,500.00	0.01
52285-001-6010-052	OPERATING SUPPLIES - DIVE	0.00	0.00	83.33	0.00	0.00	0.00	1,000.00	0.00
52285-001-6011-052	OPERATING SUPPLIES - HAZ MAT	0.00	0.00	83.33	0.00	0.00	0.00	1,000.00	0.00
52285-001-6012-052	OPERATING SUPPLIES - SCBA	0.00	0.00	83.33	0.00	0.00	0.00	1,000.00	0.00
52285-001-6013-052	OPERATING SUPPLIES - USAR	0.00	0.00	83.33	0.00	0.00	0.00	1,000.00	0.00
52285-001-6014-052	OPERATING SUPPLIES - MERT	0.00	0.00	83.33	0.00	0.00	0.00	1,000.00	0.00
52285-001-7000-052	OPERATING SUPPLIES - MEDICAL	195.30	0.01	3,750.00	0.13	4,061.66	0.01	45,000.00	0.13
52285-001-8000-052	OPERATING SUPPLIES - FACILITIES/M/	144.53	0.01	625.00	0.02	1,022.16	0.00	7,500.00	0.02
52285-001-9000-052	OPERATING EXPENSES - COVID 19	5,736.12	0.28	6,250.00	0.21	72,823.89	0.23	75,000.00	0.21
Total OPERATING SUPPLIES:		10,970.24	0.54	18,150.00	0.61	93,023.42	0.29	217,800.00	0.61
SMALL EQUIPMENT									
52910-001-1000-049	SMALL EQUIPMENT - ADMIN	2,410.74	0.12	1,250.00	0.04	2,886.22	0.01	15,000.00	0.04
52910-001-2000-049	SMALL EQUIPMENT - OPERATIONS	10,401.14	0.51	6,250.00	0.21	18,488.30	0.06	75,000.00	0.21
52910-001-2060-049	SMALL EQUIPMENT - OCHOPEE	3,799.86	0.19	833.33	0.03	4,110.92	0.01	10,000.00	0.03
52910-001-3000-049	SMALL EQUIP - FIRE & LIFE SAFETY	254.97	0.01	1,347.00	0.05	315.90	0.00	16,164.00	0.05
52910-001-4000-049	SMALL EQUIPMENT - FLEET	922.62	0.05	416.67	0.01	1,034.24	0.00	5,000.00	0.01
52910-001-5000-049	SMALL EQUIP - TRAINING	265.04	0.01	537.50	0.02	533.06	0.00	6,450.00	0.02
52910-001-6010-049	SMALL EQUIP - DIVE	0.00	0.00	208.33	0.01	0.00	0.00	2,500.00	0.01
52910-001-6011-049	SMALL EQUIP - HAZ MAT	0.00	0.00	666.67	0.02	0.00	0.00	8,000.00	0.02
52910-001-6012-049	SMALL EQUIPMENT - SCBA	0.00	0.00	208.33	0.01	0.00	0.00	2,500.00	0.01
52910-001-6013-049	SMALL EQUIPMENT - USAR	0.00	0.00	208.33	0.01	0.00	0.00	2,500.00	0.01
52910-001-6014-049	SMALL EQUIPMENT--MERT	0.00	0.00	208.33	0.01	0.00	0.00	2,500.00	0.01
52910-001-7000-049	SMALL EQUIP - MEDICAL	0.00	0.00	291.67	0.01	0.00	0.00	3,500.00	0.01
52910-001-8000-049	SMALL EQUIP-LOGISTICS	105.99	0.01	291.67	0.01	210.83	0.00	3,500.00	0.01

GNFRD INCOME STATEMENT
For The 4 Periods Ended 1/31/2021

Greater Naples Fire Rescue District (GNF)

	Period to Date	%	ORIGINAL PTD Budget	%	Year to Date	%	ORIGINAL Annual Budget	%
Total SMALL EQUIPMENT:	18,160.36	0.90	12,717.83	0.43	27,579.47	0.09	152,614.00	0.43
UNIFORMS								
52920-001-1000-052 UNIFORMS - ADMIN	0.00	0.00	1,250.00	0.04	1,516.02	0.00	15,000.00	0.04
52920-001-2000-052 UNIFORMS-OPERATIONS	422.44	0.02	7,083.33	0.24	1,529.64	0.00	85,000.00	0.24
52920-001-2011-052 UNIFORMS - PPE	-948.44	-0.05	8,983.00	0.30	14,788.86	0.05	107,796.00	0.30
52920-001-3000-052 UNIFORMS - FIRE & LIFE SAFETY	247.34	0.01	416.67	0.01	247.34	0.00	5,000.00	0.01
Total UNIFORMS:	-278.66	-0.01	17,733.00	0.60	18,081.86	0.06	212,796.00	0.60
BOOKS, DUES								
52930-001-1000-055 BOOKS, DUES - ADMIN	1,590.04	0.08	3,423.33	0.12	3,978.87	0.01	41,080.00	0.12
52930-001-2000-055 BOOKS, DUES - OPERATIONS	8,187.86	0.41	10,833.33	0.36	18,449.73	0.06	130,000.00	0.36
52930-001-3000-055 BOOKS, DUES - FIRE & LIFE SAFETY	250.59	0.01	1,687.50	0.06	599.59	0.00	20,250.00	0.06
52930-001-4000-055 BOOKS, DUES - FLEET	415.08	0.02	1,281.67	0.04	1,315.08	0.00	15,380.00	0.04
52930-001-5000-055 BOOKS, DUES - TRAINING	-2,338.26	-0.12	1,666.67	0.06	2,665.67	0.01	20,000.00	0.06
52930-001-5010-055 BOOKS, DUES - TRAINING CPR	0.00	0.00	20.83	0.00	0.00	0.00	250.00	0.00
52930-001-6000-055 BOOKS, DUES- SPECIAL OPERATIONS	0.00	0.00	100.00	0.00	0.00	0.00	1,200.00	0.00
52930-001-6012-055 BOOKS, DUES - SCBA	0.00	0.00	166.67	0.01	0.00	0.00	2,000.00	0.01
52930-001-7000-055 BOOKS, DUES - MEDICAL	671.45	0.03	873.92	0.03	671.45	0.00	10,487.00	0.03
Total BOOKS, DUES:	8,776.76	0.43	20,053.92	0.68	27,680.39	0.09	240,647.00	0.68
CAPITAL OUTLAY								
52940-001-0000-062 CAPITAL OUTLAY - BUILDING & IMPROV	0.00	0.00	12,209.58	0.41	0.00	0.00	146,515.00	0.41
52940-001-0000-064 CAPITAL OUTLAY - EQUIP & FURNISHIN	0.00	0.00	10,525.00	0.35	8,396.60	0.03	126,300.00	0.35
52940-001-0000-068 CAPITAL OUTLAY - INTANGIBLE ASSET	0.00	0.00	11,083.33	0.37	0.00	0.00	133,000.00	0.37
52940-001-0000-069 CAPITAL OUTLAY - VEHICLES	0.00	0.00	833.33	0.03	0.00	0.00	10,000.00	0.03
52940-001-0000-070 CAPITAL OUTLAY - FIRE & RESCUE VEI	0.00	0.00	6,367.58	0.21	0.00	0.00	76,411.00	0.21
Total CAPITAL OUTLAY:	0.00	0.00	41,018.82	1.38	8,396.60	0.03	492,226.00	1.38
Total Expenses:	2,679,722.93	132.64	3,013,773.73	101.52	11,545,245.11	36.53	36,165,285.00	101.52
Net Income from Operations:	-659,390.04	-32.64	-45,061.29	-1.52	20,057,247.75	63.47	-540,735.20	-1.52
Earnings before Income Tax:	-659,390.04	-32.64	-45,061.29	-1.52	20,057,247.75	63.47	-540,735.20	-1.52
Net Income (Loss):	-659,390.04	-32.64	-45,061.29	-1.52	20,057,247.75	63.47	-540,735.20	-1.52

**Impact Fees Income Statement
For The 4 Periods Ended 1/31/2021**

Greater Naples Fire Rescue District (IMP)

		Period to Date	%	ORIGINAL PTD Budget	%	Year to Date	%	ORIGINAL Annual Budget	%
Revenue									
IMPACT FEES									
32400-301-0000-110	IMPACT FEES	192,918.00	99.53	108,333.33	97.74	1,009,532.38	99.19	1,300,000.00	97.74
Total IMPACT FEES:		192,918.00	99.53	108,333.33	97.74	1,009,532.38	99.19	1,300,000.00	97.74
GRANTS									
33100-301-0000-200	FEDERAL GRANT - PUBLIC SAFETY	0.00	0.00	0.00	0.00	0.00	0.00	0.00	0.00
33400-301-0000-200	STATE GRANT - PUBLIC SAFETY	0.00	0.00	0.00	0.00	0.00	0.00	0.00	0.00
Total GRANTS:		0.00	0.00	0.00	0.00	0.00	0.00	0.00	0.00
INTEREST EARNINGS									
36100-301-0000-100	INTEREST	910.81	0.47	2,500.00	2.26	8,219.26	0.81	30,000.00	2.26
Total INTEREST EARNINGS:		910.81	0.47	2,500.00	2.26	8,219.26	0.81	30,000.00	2.26
OTHER MISCELLANEOUS INCOME									
36400-301-0000-000	DISPOSITION OF FIXED ASSETS	0.00	0.00	0.00	0.00	0.00	0.00	0.00	0.00
36400-301-0000-001	OTHER MISCELLANEOUS INCOME	0.00	0.00	0.00	0.00	0.00	0.00	0.00	0.00
Total OTHER MISCELLANEOUS INCOME:		0.00	0.00	0.00	0.00	0.00	0.00	0.00	0.00
Total Revenue:		193,828.81	100.00	110,833.33	100.00	1,017,751.64	100.00	1,330,000.00	100.00
Gross Profit:		193,828.81	100.00	110,833.33	100.00	1,017,751.64	100.00	1,330,000.00	100.00
Expenses									
IMPACT FEE EXPENSE									
51700-301-0000-071	DEBT SERVICES	1,049.63	0.54	33,564.64	30.28	133,729.64	13.14	402,775.69	30.28
51700-301-0000-072	DEBT SERVICES -INTEREST	0.00	0.00	8,556.60	7.72	23,274.80	2.29	102,679.31	7.72
52220-301-0000-031	PROFESSIONAL SERVICES	0.00	0.00	0.00	0.00	0.00	0.00	0.00	0.00
52230-301-0000-037	CURRENT CHARGES	0.00	0.00	0.00	0.00	0.00	0.00	0.00	0.00
52240-301-0000-042	FREIGHT	0.00	0.00	0.00	0.00	0.00	0.00	0.00	0.00
52250-301-0000-044	RENTAL AND LEASE EXPENSE	0.00	0.00	0.00	0.00	0.00	0.00	0.00	0.00
52285-301-2000-052	OPERATING SUPPLIES - SAFER GRANT	0.00	0.00	0.00	0.00	0.00	0.00	0.00	0.00
Total IMPACT FEE EXPENSE:		1,049.63	0.54	42,121.24	38.00	157,004.44	15.43	505,455.00	38.00
SMALL EQUIPMENT									
52910-301-2000-049	SMALL EQUIPMENT - OPS - SAFER GR	0.00	0.00	0.00	0.00	0.00	0.00	0.00	0.00
52910-301-2010-046	NEW VEHICLE SMALL PARTS	0.00	0.00	0.00	0.00	0.00	0.00	0.00	0.00
52910-301-4000-049	SMALL EQUIPMENT AND TOOLS	0.00	0.00	0.00	0.00	316.90	0.03	0.00	0.00
Total SMALL EQUIPMENT:		0.00	0.00	0.00	0.00	316.90	0.03	0.00	0.00
UNIFORMS									
52920-301-2000-052	UNIFORMS - SAFER GRANT	0.00	0.00	0.00	0.00	0.00	0.00	0.00	0.00
52920-301-2011-052	UNIFORMS - BUNKER GEAR - SAFER G	0.00	0.00	0.00	0.00	0.00	0.00	0.00	0.00
Total UNIFORMS:		0.00	0.00	0.00	0.00	0.00	0.00	0.00	0.00

Run Date: 2/5/2021 5:03:12PM

Page: 1

G/L Date: 1/31/2021

**Impact Fees Income Statement
For The 4 Periods Ended 1/31/2021**

Greater Naples Fire Rescue District (IMP)

		Period to Date	%	ORIGINAL PTD Budget	%	Year to Date	%	ORIGINAL Annual Budget	%
CAPITAL OUTLAY									
52940-301-0000-061	LAND	0.00	0.00	0.00	0.00	0.00	0.00	0.00	0.00
52940-301-0000-062	CAPITAL OUTLAY - BUILDING & IMPROV	0.00	0.00	164,166.66	148.12	0.00	0.00	1,970,000.00	148.12
52940-301-0000-063	CAPITAL OUTLAY - INFRASTRUCTURE	0.00	0.00	0.00	0.00	0.00	0.00	0.00	0.00
52940-301-0000-064	CAPITAL OUTLAY - EQUIP & FURNISHIN	0.00	0.00	7,083.33	6.39	3,989.94	0.39	85,000.00	6.39
52940-301-0000-065	CAPITAL OUTLAY - CONST. IN PROGRE	0.00	0.00	0.00	0.00	0.00	0.00	0.00	0.00
52940-301-0000-066	CAPITAL OUTLAY - PROP UNDER CAP I	0.00	0.00	0.00	0.00	0.00	0.00	0.00	0.00
52940-301-0000-067	CAPITAL OUTLAY - SPECIAL RESPONS	0.00	0.00	5,833.33	5.26	0.00	0.00	70,000.00	5.26
52940-301-0000-068	CAPITAL OUTLAY - INTANGIBLE ASSET	0.00	0.00	0.00	0.00	0.00	0.00	0.00	0.00
52940-301-0000-069	CAPITAL OUTLAY - VEHICLES	72,544.50	37.43	0.00	0.00	72,544.50	7.13	0.00	0.00
52940-301-0000-070	CAPITAL OUTLAY - FIRE & RESCUE VEI	0.00	0.00	0.00	0.00	0.00	0.00	0.00	0.00
52940-301-0010-062	CAPITAL OUTLAY - IMPROV OTHER TH	0.00	0.00	0.00	0.00	0.00	0.00	0.00	0.00
52940-900-0000-059	DEPRECIATION	0.00	0.00	0.00	0.00	0.00	0.00	0.00	0.00
Total CAPITAL OUTLAY:		72,544.50	37.43	177,083.32	159.77	76,534.44	7.52	2,125,000.00	159.77
Total Expenses:		73,594.13	37.97	219,204.56	197.78	233,855.78	22.98	2,630,455.00	197.78
Net Income From Operations:		120,234.68	62.03	-108,371.23	-97.78	783,895.86	77.02	-1,300,455.00	-97.78
Earnings Before Income Tax:		120,234.68	62.03	-108,371.23	-97.78	783,895.86	77.02	-1,300,455.00	-97.78
Net Income (Loss):		120,234.68	62.03	-108,371.23	-97.78	783,895.86	77.02	-1,300,455.00	-97.78

Balance Sheet
As of 1/31/2021

GNFRD Hydrant Fund (HYD)

Assets			
10100-101-0000-001	HYDRANT OPERATING ACCOUNT	\$ 600,377.30	
	Total Assets:		<u><u>\$ 600,377.30</u></u>
Equity			
28200-101-0000-001	FUND BALANCE - HYDRANT ASSIGNED (PRIOR YTD)	\$ 502,005.83	
28200-101-0000-003	Retained Earnings-Current Year	\$ 5,687.17	
28200-101-0000-003	FUND BALANCE-CURRENT YEAR	\$ 92,684.30	
	Total Equity:		<u><u>\$ 600,377.30</u></u>
	Total Liabilities & Equity:		<u><u>\$ 600,377.30</u></u>

**HYDRANT FUND INCOME STATEMENT
For The 4 Periods Ended 1/31/2021**

GNFRD Hydrant Fund (HYD)

	Period to Date	%	ORIGINAL PTD Budget	%	Year to Date	%	ORIGINAL Annual Budget	%
Revenue								
HYDRANT MAINTENANCE INCOME								
32400-101-0000-900 HYDRANT MAINTENANCE	5,000.00	98.50	1,666.66	93.02	5,000.00	87.92	20,000.00	93.02
Total HYDRANT MAINTENANCE INCOME:	5,000.00	98.50	1,666.66	93.02	5,000.00	87.92	20,000.00	93.02
INTEREST EARNINGS								
36100-101-0000-100 INTEREST EARNINGS	76.11	1.50	125.00	6.98	687.17	12.08	1,500.00	6.98
Total INTEREST EARNINGS:	76.11	1.50	125.00	6.98	687.17	12.08	1,500.00	6.98
Total Revenue:	5,076.11	100.00	1,791.66	100.00	5,687.17	100.00	21,500.00	100.00
Gross Profit:	5,076.11	100.00	1,791.66	100.00	5,687.17	100.00	21,500.00	100.00
Expenses								
52200-101-0000-046 REPAIR AND MAINTENANCE	0.00	0.00	3,858.33	215.35	0.00	0.00	46,300.00	215.35
Total Expenses:	0.00	0.00	3,858.33	215.35	0.00	0.00	46,300.00	215.35
Net Income From Operations:	5,076.11	100.00	-2,066.67	-115.35	5,687.17	100.00	-24,800.00	-115.35
Earnings Before Income Tax:	5,076.11	100.00	-2,066.67	-115.35	5,687.17	100.00	-24,800.00	-115.35
Net Income (Loss):	5,076.11	100.00	-2,066.67	-115.35	5,687.17	100.00	-24,800.00	-115.35



**MINUTES
GREATER NAPLES FIRE RESCUE DISTRICT
BOARD OF FIRE COMMISSIONERS MEETING
January 12, 2021**

I. MEETING OPENED

Chairman Gerrity called to order the regular meeting of the Greater Naples Fire Rescue District's Board of Fire Commissioners at 5:30 p.m., on January 12, 2021 at Administrative Headquarters. Present were Commissioners Duffy, Biondo, Cottiers, Stedman, and Gerrity. Executive Staff in attendance: Interim Fire Chief Sapp, Director Bishop, Assistant Chiefs Low, McLaughlin, and Martin; Division Chief Nelmes. Staff in attendance: Nicole Chesser, Lyndsay Tomlinson, Jamie Popiol, Joey Brown, and Christian Tobin. Public in attendance: George Danz. In attendance via Zoom: Assistant Chief Hanson, Scott Wilson, Martie Morgan, Paul Pernak, Tom Purcell, Matt Trent, Josh Grimm, Brynn Fuentes, Khris Klock, and Andy Krajewski. Others were in attendance but did not sign in.

A. Pledge of Allegiance and Invocation

Chairman Gerrity opened the meeting with the Pledge of Allegiance followed by the Invocation by Commissioner Stedman.

B. Consent Agenda

1. Treasurer Report

*Commissioner Stedman moved to approve the Consent Agenda as presented.
Commissioner Cottiers seconded. Motion passed 5-0.*

C. Approval, Additions and Deletions to the Agenda

Director Bishop requested adding a handout for Old Business D. and adding PERC Recognition Agreement as New Business B.

Commissioner Stedman moved to approve the Agenda as amended. Commissioner Cottiers seconded. Motion passed 5-0.

D. Approval of the GNFD Board Minutes for December 8, 2020

*Commissioner Stedman moved to approve the GNFD Board minutes as presented.
Commissioner Duffy seconded. Motion passed 5-0.*

E. Fire Chief's Report

Chief Sapp had Division Chief Nelmes give a verbal report on COVID-19. Chief Sapp presented his report as submitted.

F. Chapter 175 Firefighters' Pension Plan

No report provided. Director Bishop announced the next Pension meeting to be held on February 11, 2021 at 9 a.m.

G. Local 2396 Report

President Brown gave a verbal report noting that the contract is complete and things are going very well under Chief Sapp's leadership.

II. OLD BUSINESS

A. Fire Chief Selection Committee Update

Commissioner Gerrity reviewed Fire Chief job requirements and interview process proposed by the Fire Chief Selection Committee. *Commissioner Duffy made a motion to reach out to local candidates before posting the position. Commissioner Gerrity seconded. After further discussion, Commissioner Duffy withdrew the motion. Commissioner Duffy*



**MINUTES
GREATER NAPLES FIRE RESCUE DISTRICT
BOARD OF FIRE COMMISSIONERS MEETING
January 12, 2021**

made a motion to require candidates to have state of Florida certifications. The motion died for lack of a second. Commissioner Stedman made a motion to open the pool of candidates to anywhere in the Continental United States. Commissioner Gerrity seconded. Motion failed 2-3 (Duffy, Cottiers, Biondo) Commissioner Stedman made a motion to require candidates be a Florida certified Firefighter. Commissioner Duffy seconded. Motion passed 5-0. The Board agreed on the other requirements and process recommended by the committee and will post the position for 30 days.

B. Logistics Warehouse Lease

Commissioner Cottiers made a motion to approve the new lease agreement for the logistics warehouse. Commissioner Stedman seconded. Motion passed 5-0.

C. District Land Use Update

Assistant Chief Martin provided an overview of three land opportunities being vetted by the District. Commissioner Biondo made a motion to table all three items. Stedman seconded. Motion failed 0-5. Commissioner Stedman made a motion to authorize Staff to continue negotiations with the County in regards to the Lake Park Blvd. property. Commissioner Cottiers seconded. Motion passed 5-0. Commissioner Biondo made a motion to table any movement regarding the Sabal Palm Rd. and Outer Drive properties. Commissioner Cottiers seconded. Motion passed 5-0. Commissioner Duffy made a motion to authorize the Fire Chief to negotiate a final purchase price subject to due diligence to be conducted by the District, authorize the Chairman to sign a letter of intent to purchase when prepared, and authorize the District to enter into a contract with DE Davidson for professional services and release funds up to \$75,000 for engineering for due diligence to be conducted by the District. Commissioner Stedman seconded. Motion passed 4-1 (Biondo).

D. Foundation

Commissioner Gerrity made a motion to have Staff request an opinion from a private attorney to send to the Attorney General for an opinion to see if the Greater Naples Fire Foundation meets the Sunshine Law requirements. Commissioner Biondo seconded. There was discussion about dissolving the Foundation and if the Board of Fire Commissioners has the authority to do so. Motion passed 3-2 (Stedman, Duffy)

III. NEW BUSINESS

A. Local 2396 MOU

Commissioner Biondo made a motion to approve the Memorandum of Understanding-Financial Considerations- Station 63 as agreed upon between Local 2396 and the District. Commissioner Duffy seconded. Motion passed 5-0.

B. PERC Recognition Agreement

Commissioner Stedman made a motion to approve the recommended mutual language and understanding that Emergency Vehicle Technicians (mechanics) are inclusive in the bargaining unit and the designation of "Battalion Chief" as a job title indicating a sub-category within the job classification of "Battalion Commander," which is a classification already existing at the rank of Captain. Commissioner Cottiers seconded. Motion passed 5-0.



**MINUTES
GREATER NAPLES FIRE RESCUE DISTRICT
BOARD OF FIRE COMMISSIONERS MEETING
January 12, 2021**

D. Public Comments items not listed on the Agenda

George Danz asked about the status of Station 63. Commissioner Gerrity advised the station is still open and the District is working on it.

E. Comments by Commissioners

Commissioner Biondo advised that he has concerns with the Training Division that he needs to discuss with Chief Sapp. Commissioner Cottiers commended the Union for stepping up and helping out the District. Commissioner Gerrity presented a letter to the Board received by Chairman Lombardo from North Collier Fire offering assistance and support during the transition. Commissioner Duffy expressed his disapproval of any type of merger or collaborative efforts.

IV. ADJOURNMENT

Commissioner Duffy made a motion to adjourn at 7:23 p.m. The motion was seconded. Motion passed 5-0, meeting adjourned.

Duly passed with a vote of _____ to _____ and adopted in session on the 9th day February 2021.

Chairman Kevin Gerrity

Commissioner Al Duffy

Commissioner Charles Cottiers

Commissioner David Stedman

Commissioner Nick Biondo



GREATER NAPLES FIRE RESCUE DISTRICT FIRE CHIEF REPORT

JANUARY, 2021

REPORTING OFFICER	J. Nolan Sapp, Interim Fire Chief
TYPE	Monthly – Commission
SUBMITTAL DATE	February 5, 2021

ACTIVITIES REPORT

COVID-19 – EMS Chief Kevin Nelmes has done a great job coordinating testing, supplies, and vaccination efforts for the District. He has been reassigned to the Operations Section for a more efficient response to the member's and community's needs as it relates to COVID-19. The District assisted Everglades City in administering the vaccine to their 65 and older residents. Approximately 70 personnel have received the first dose of the Moderna vaccine and almost half have received their second dose. All personnel working a remote work schedule have returned to their normal work schedule. The front doors of Headquarters are now unlocked with temperature checks still in place for all who enter the building. District meeting rooms are now open for District business only.

Personnel- The District received notice of resignation from Battalion Commander Trent and notice of retirement from FF Joe Crato in April and Lt. Melheim in February. Fire Inspector Meredith resigned and AA Woeste and FF King were both transferred to the position of Fire Inspector in the Fire and Life Safety Section. Interviews have been held for the positions of Firefighter, Mechanic, Administrative Assistant, and Finance Technician.

Promotional Testing- The Professional Development Section has been conducting training for all qualified candidates sitting for the Driver Engineer promotional test. Professional Development will be working with the Local to establish a future test date for Company Officer testing.

Local 2396 Contract Negotiations- Staff was successful in negotiating a tentative agreement with Local 2396 after discussion of concerns raised by the Board. The agreement and MOU regarding a Battalion Chief vacancy will be brought before the Board for ratification.

Fleet – Total repairs for January- \$100,099; Cost for parts \$45,296. Fleet is working with Operations to secure future apparatus replacements.

Hose and Ladder Testing- The Logistics Section completed testing of 64,600 feet of fire hose and 83 ground ladders this month.

LODD- There were 19 firefighter fatalities reported by the United States Fire Administration for the month of January. May they rest in peace.



GREATER NAPLES FIRE RESCUE DISTRICT FIRE CHIEF REPORT

MEETINGS AND EVENTS

- Meetings/Events
 - Weekly Command Staff
 - Operations Daily Briefing
 - Collier County COVID-19 Partners
 - County Operations
 - CCEMS
 - Bargaining Sessions
 - Public Safety Chiefs
 - Chief Selection Committee
 - COVID Vaccine
 - SO Intelligence Briefing
 - South Florida Water Management District Meet & Greet
 - ENCA Luncheon
 - CRG/GXP
 - Database Financial
 - Everglades City
 - Personnel Interviews

PUBLIC PROGRAMS

December Event- 3
December Contacts- 0
YTD Events- 3
YTD Contacts- 0

Customer Satisfaction Surveys

Emergency Response- 2
Fire & Life Safety- 0
Administrative- 1

OPERATIONS SECTION

Call Volume Statistics- January 2021

Total Incidents	2,325
Total Responses	2,877 (based on all apparatus)
Medical / Rescue	1,422 calls for service
Percentage Medical	61.16%
Fire / Other	903 calls for service
Busiest Response Unit	EN75 337 Incidents



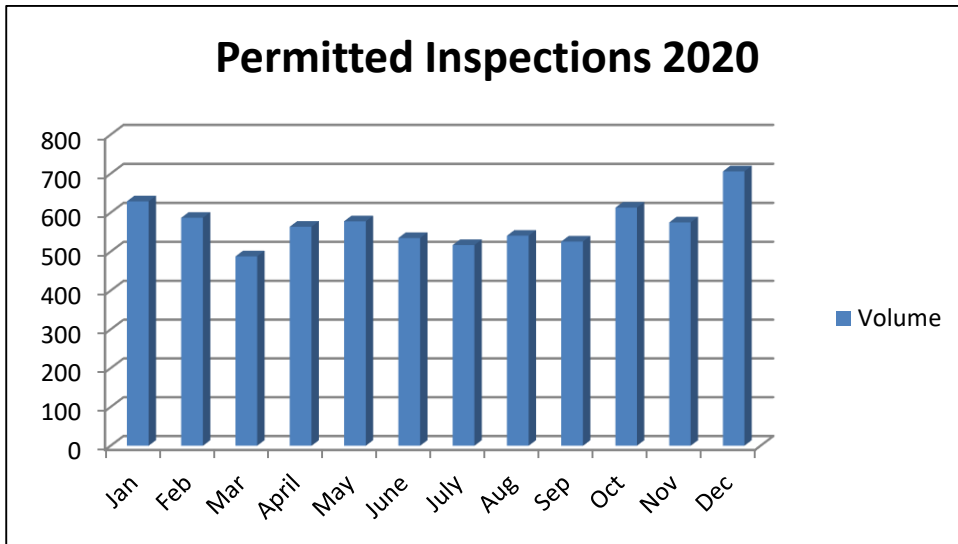
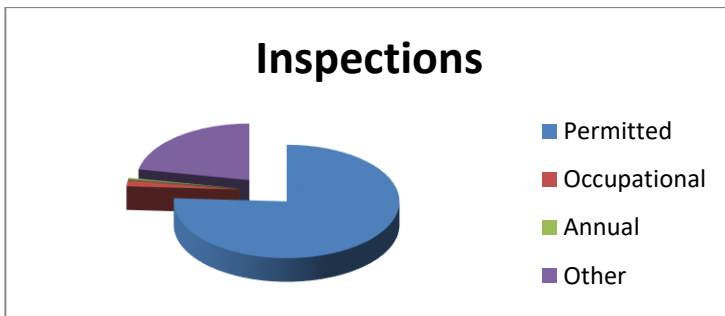
GREATER NAPLES FIRE RESCUE DISTRICT FIRE CHIEF REPORT

Busiest Day of Week	Friday 397 Incidents
Busiest Time of Day	11:00 to 11:59 142 Incidents 12:00 to 12:59 142 Incidents
Busiest Station	Sta. 75 309

FIRE & LIFE SAFETY SECTION

Inspection Statistics- December 2020

Permitted Inspections: 706
 Occupational/Business Tax License Inspections: 16
 Annual Inspections: 4
 Other Inspections: 204
 Remote Video Inspections: 80
 Average wait time for an inspection in December: 2 Days
 Current wait time as of January 12th: 2 Days





GREATER NAPLES FIRE RESCUE DISTRICT FIRE CHIEF REPORT

Investigations- December 2020

Number of fire investigations: 1

Hours spent: 21.25

Fire Plans Review Statistics - December 2020

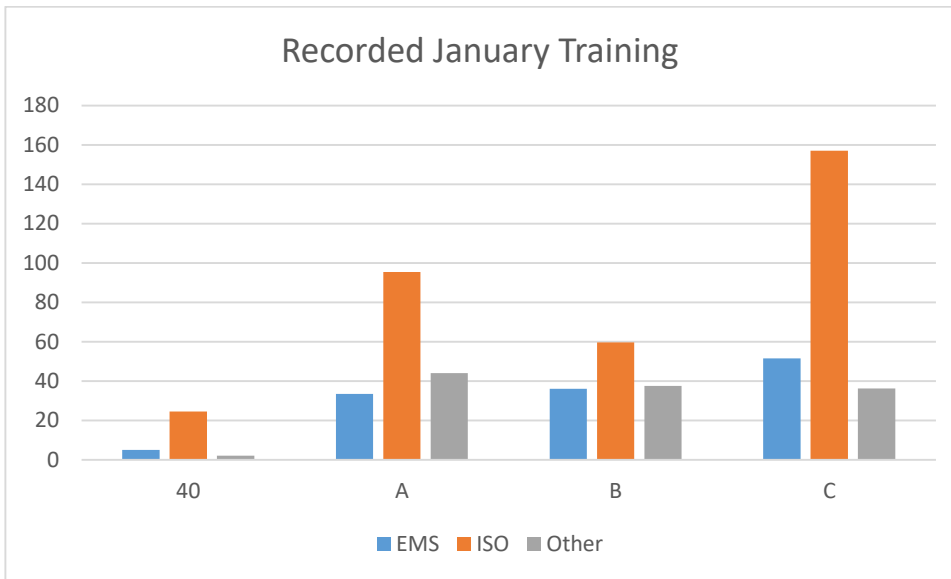
Fire Plan Building Reviews: 446; increase of 43 from November

Site Development/Planning Reviews: 51; decrease of 10 from November

Everglades City Building Reviews: 5; increase of 3 from November

Average Review Time: 2 Days

PROFESSIONAL DEVELOPMENT SECTION





**GREATER NAPLES FIRE RESCUE DISTRICT
BOARD OF FIRE COMMISSIONERS
Action Item Worksheet**

OLD BUSINESS

Agenda Item: I.I.D.
Subject: White Lake Property Purchase
Meeting Date: February 9, 2021
Prepared: Assistant Chief Wayne J Martin

BACKGROUND:

The District has a signed Letter of Intent to purchase approximately 10 +- acres of industrial zoned land in the White Lake Corporate Park. The Fire District's agent is Dougall E. H. McCorkle Commercial Associate, Premier Commercial, Inc. 4300 Gulf Shore Boulevard North Naples, FL.

The two parcels are 5.01 +- acres each for a total acreage of 10.02 acres. The properties are lots 17 and 18 of White Lake Corporate Park.

The District has come to an agreement to purchase the property at \$5,300,000 from Plover Group Properties LLC.

Staff sought out professional services to provide the best interest rate and terms for the financing of this property. First Horizon Bank has been selected as the most responsible response to request for proposals. They will finance the project for 10 years at a 2.125 % interest rate with quarterly payments to include principal and interest.

The site will be master planned to include training, fleet, logistics, and a portion to include a headquarters and a life safety facility. The 10 acres will be capable of being a Greater Naples Fire Rescue Complex.

RECOMMENDATION:

Staff recommends to purchase ten +- acres in the White Lake Subdivision and accept the financing from Horizon Bank

FUNDING SOURCE / FINANCIAL IMPACT:

The First Horizon Bank has agreed to Finance \$4,000,000, the District will use Impact fees for the down payment of \$1,300,000. \$100,000 to be released as good faith down payment while due diligence takes place.



**GREATER NAPLES FIRE RESCUE DISTRICT
BOARD OF FIRE COMMISSIONERS
Action Item Worksheet**

OLD BUSINESS

Agenda Item: I.I.D.
Subject: White Lake Property Purchase
Meeting Date: February 9, 2021
Prepared: Assistant Chief Wayne J Martin

POTENTIAL MOTION:

I move to authorize the Chair to sign a contract for the purchase of parcels 17 and 18 of White Lake Corporate Park for a total acreage of 10.02 acres for a total of \$5,300,000, and authorize the District release \$100,000 for a down payment as due diligence takes place, and authorize the Chair to sign the Commitment Letter with First Horizon Bank to Finance \$4,000,000 at 2.125 % interest for 10 years.

MEMORANDUM OF UNDERSTANDING (MOU)

Battalion Commander/Battalion Chief Positional Vacancies

- I. The Greater Naples Fire-Rescue District, or "District", in cooperation with IAFF Local 2396, Collier Professional Firefighters & Paramedics, or "Union" have reached through the collective bargaining process the following mutual covenants related to filling the vacancy in the Battalion Commander/Battalion Chief Position created by a recent resignation.
- II. This MOU shall supersede any current contract language in conflict with the provisions provided below. This MOU begins upon ratification of the Union and the Board of Commissioners and ceases with the first District Battalion Commander/Battalion Chief promotional exam under the successor agreement that takes effect the first pay period of June 2021, which begins May 31st of that year.
- III. Battalion Commander/Battalion Chief Vacancy: The vacancy of Battalion Commander/Battalion Chief position will be filled through a competitive independent Board of evaluators from outside agencies within Collier County that have achieved the rank of Battalion Chief or above ranging from three to five evaluators. The evaluators will ask a range of questions to the candidates and score their responses. All candidates shall receive the same questions scored by the same evaluators. A facilitator shall be present to aid the evaluators in understanding the Fire District policies, guidelines, operations, and culture of the District. The Fire Chief or their designee shall choose the evaluators with consultation with the Union.
- IV. Qualifications and Request for Consideration: The following conditions must be met in order to be considered for the position of Battalion Commander/Battalion Chief.
 - A. Request for Consideration: An employee wishing to be considered for the position of Battalion Commander/Battalion Chief will submit a professional resume in a timely manner as determined by the Fire Chief or their designee. The resume will be provided to each evaluator at the time of interview. Evaluators will review the employee's resume, and may ask questions as desired.
 - B. Time-in-Service/Time-in-Rank: An employee wishing to be considered for the position of Battalion Commander/Battalion Chief will have a minimum of 14 years continuous service with the District. The employee will be currently serving as a Shift Lieutenant or Shift Station Captain within the organization with a minimum of 4 years' experience. These requirements will be met at time of resume submission.
 - C. Fire Service Qualifications: The employee at the time of submitting a resume will have an Associate degree from an accredited college, or seeking an Associate degree from an accredited college (copy of transcript shall be provided). The employee will be a State of Florida Fire Officer II, and State of Florida Fire Instructor I.

AB 2-2-21

JB 2-2-21

D. Preference Points: The following preference points will be added to the candidates average score at the completion of the evaluation:

1. State Fire Officer III = .25 point
2. State Fire Officer IV = .50 points
3. State Fire Instructor II = .25 point
4. State Fire Instructor III = .50 points
5. Previous experience as an Alternate Battalion Chief = 1.0 point

E. Resume: An employee shall provide all the certifications for preference points in their resume. Certifications will not be accepted after the employee has submitted their resume.

V. Candidate Listing: At the completion of the interview process, the combined average score from the Board of Evaluators and the employee's preference points will be added together to establish their listing of eligibility for promotion to the Battalion Commander/Battalion Chief Vacancy. This list shall continue and be in effect until the District provides a comprehensive promotional exam under the provisions of the successor agreement. Any vacancy in a position of Battalion Commander/Battalion Chief will be filled from this list if they occur prior to the District providing notification of testing under agreement.

VI. Fire Chief Selection: The Fire Chief may choose between the top two candidates for a position. The Fire Chief may interview the top two candidates in order to make the promotional consideration. It is at the Fire Chief's discretion that the vacancy will be filled.

VII. Maintenance of Position: Any employee promoted to the position of Battalion Commander/Battalion Chief will achieve within 4-years from the date of appointment a Bachelor Degree from a Nationally Accredited College or Regional Association, and a State of Florida Fire Instructor III Certification. Any employee accepting the promotion does so with the understanding that they will meet the requirements under contractual agreement with the District. Failure to achieve or maintain qualifications will result in the demotion to the rank previously held by the employee. This provision is only applicable to those promoted under its provisions.

JD 2/2/21

JB 2/2/21
27