



AGENDA
GREATER NAPLES FIRE RESCUE DISTRICT
BOARD OF FIRE COMMISSIONERS MEETING
March 9, 2021

I. MEETING OPENED

- A. Pledge of Allegiance and Invocation
- B. Consent Agenda
All matters listed under this item are considered routine and action will be taken by one motion without separate discussion of each item; if discussion is desired by a member of the Board, that item(s) will be removed from the Consent Agenda and considered separately.
 - 1. Treasurer Report **1 - 18**
 - 2. Disposition of Fixed Assets 21-003- Hurst Equipment **19**
- C. Approval, Additions and Deletions to the Agenda
- D. Approval of the GNFD Minutes February 9, 2021 **20 - 22**
- E. Fire Chief's District Report – Fire Chief Sapp **23 - 34**
 - 1. Line of Duty Deaths Moment of Silence
 - 2. Lieutenant Promotion – Ray Kilmer
 - 3. Recognition of 2020 Award recipients

Civilian of the Year: Maria Mercedes Carrillo
Firefighter of the Year: Marta Soto
- F. Chapter 175 FFs' Pension Plan – Chairman Tim Sims
- G. Local 2396 Report – President Joey Brown

II. OLD BUSINESS

- A. Fire Chief Selection Committee Update- Commissioner Stedman
- B. AIW- Vacant Land Update- Fire Chief Sapp **35**
- C. Aerial Operations- Fire Chief Sapp
- D. Property Repair Update- Assistant Chief McLaughlin
- E. Training Records: 3-year summary- Assistant Chief Low

III. NEW BUSINESS

- A. AIW- Resolution 2021-01 Fire Code Officials Office Final Dissolution- Chief Sapp **36 - 38**
- B. AIW- Resolution 2021-02 Executive Office Authorization White Lake – Chief Sapp **39 - 40**
- C. Public Comment for items not on the Agenda
- D. Comments by Commissioners

ADJOURNMENT

Next Regular Scheduled Board Meeting April 13, 2021

Balance Sheet
As of 2/28/2021

Greater Naples Fire Rescue District (GNF)

Assets			
CASH IN BANK			
10100-001-0000-003	DENTAL ACCOUNT (GNFRD)	\$ 77,835.97	
10100-001-0000-004	HEALTH FUND (GNFRD)	\$ 113,808.67	
10100-001-0000-005	UHC - MEDICARE - GNFRD	\$ 57,775.26	
10100-001-0000-010	PURCHASING CARD	\$ 39,201.48	
10100-001-0001-002	OPERATIONS GENERAL FUND	\$ 23,567,934.61	
10100-001-0003-003	PAYROLL CASH IN BANK	\$ 370,484.47	
10100-001-0015-000	DEBT SERVICE RESERVE FUND	\$ 722,924.70	
10100-001-0200-000	FIRST FLORIDA INTEGRITY BANK	\$ 2,103,379.81	
	Total CASH IN BANK:		\$ 27,053,344.97
ACCOUNTS RECEIVABLE			
11500-001-0001-000	COLLIER COUNTY RECEIVABLE	\$ 18,974.67	
11500-001-0003-000	EMPLOYEE RECEIVABLE	\$ 11,224.14	
11500-001-0007-000	MISCELLANEOUS RECEIVABLE	\$ 39,123.46	
11500-001-0008-000	MISC. RECEIVABLE- PREVENTION	\$ 31,135.00	
11500-001-0011-000	RETURNED CHECKS	\$ 160.00	
11500-001-0013-000	FALSE ALARM RECEIVABLE	\$ 2,735.43	
	Total ACCOUNTS RECEIVABLE:		\$ 103,352.70
DUE FROM OTHER FUNDS			
13100-001-0003-000	DUE FROM FOUNDATION TO GENERAL FUND	\$ 538.31	
13200-900-0001-001	DUE FROM MM63 FOR SET UP	\$ 175,000.00	
	Total DUE FROM OTHER FUNDS:		\$ 175,538.31
PROPERTY HELD FOR SALE			
15000-001-0000-000	PROPERTY HELD FOR SALE	\$ 1,000,000.00	
	Total PROPERTY HELD FOR SALE:		\$ 1,000,000.00
PREPAID			
15500-001-0000-000	PREPAID EXPENSES	\$ 6,220.09	
15500-001-0001-000	PREPAID INSURANCE	\$ 822,519.64	
15500-001-0004-000	DEPOSIT IN ZENNITH FOR GRIT CLAIMS	\$ 20,732.79	
	Total PREPAID:		\$ 849,472.52
	Total Assets:		<u><u>\$ 29,181,708.50</u></u>
Liabilities			
VOUCHER PAYABLE			
20100-001-0000-001	VOUCHERS PAYABLE	\$ 251,377.16	
20100-001-0000-006	EE CONTRIB TO DEF COMP - NW (457)	\$-125.00	
20100-001-0000-009	EE ELECTIVE LIFE INS - STANDARD INS	\$-974.08	
20100-001-0000-010	EE CONTRIBUTION TO FRS	\$ 516.39	
20100-001-0000-013	FSA CONTRIBUTION	\$-5,001.38	
20100-001-0000-014	GARNISHMENT	\$ 215.27	
20100-001-0000-019	DISTRICT 457 NW MATCH	\$ 500.00	
20100-001-0000-022	FSA Contributions from Prior Year	\$ 26,137.32	
20100-001-0000-025	DISTRICT 457 FL MATCH	\$ 175.00	
	Total VOUCHER PAYABLE:		\$ 272,820.68
DUE TO OTHER FUNDS			
20700-001-0001-000	DUE TO IMPACT FEE FUND FROM GENERAL	\$ 837,673.64	
	Total DUE TO OTHER FUNDS:		\$ 837,673.64
ACCRUED WAGES PAYABLE			
21600-001-0000-000	ACCRUED WAGES PAYABLE	\$ 98,000.00	
	Total ACCRUED WAGES PAYABLE:		\$ 98,000.00
OTHER CURRENT LIABILITIES			

Balance Sheet
As of 2/28/2021

Greater Naples Fire Rescue District (GNF)

		(Continued)	
OTHER CURRENT LIABILITIES			
22900-001-0001-000	GRIT BANKRUPTCY DISPURSEMENT	\$ 32,404.42	
	Total OTHER CURRENT LIABILITIES:	<u>\$ 32,404.42</u>	\$ 32,404.42
	Total Liabilities:		<u>\$ 1,240,898.74</u>
Equity			
PREPAID EXPENSES			
27300-000-0000-001	PREPAID EXPENSES	\$ 371,170.76	
27300-000-0000-002	LAND HELD FOR SALE	\$ 1,000,000.00	
	Total PREPAID EXPENSES:	<u>\$ 1,371,170.76</u>	
FUND BALANCE			
28100-001-0000-000	FUND BALANCE - RESTRICTED	\$ 697,321.00	
28300-001-0000-000	FUND BALANCE ASSIGNED	\$ 168,700.00	
28400-001-0000-000	FUND BALANCE - UNASSIGNED	\$ 6,284,093.71	
28400-001-0000-002	Retained Earnings-Current Year	\$ 18,748,185.18	
28400-001-0000-002	FUND BALANCE CURRENT YEAR	\$ 671,340.64	
	Total FUND BALANCE:	<u>\$ 26,569,640.53</u>	\$ 26,569,640.53
	Total Equity:		<u>\$ 27,940,811.29</u>
	Total Liabilities & Equity:		<u><u>\$ 29,181,710.03</u></u>

GNFRD INCOME STATEMENT
For The 5 Periods Ended 2/28/2021

Greater Naples Fire Rescue District (GNF)

		Period to Date	%	ORIGINAL PTD Budget	%	Year to Date	%	ORIGINAL Annual Budget	%
Revenue									
TAXES									
31100-001-0000-001	AD VALOREM	888,454.83	76.68	2,663,461.33	89.72	30,016,991.29	91.62	31,961,535.80	89.72
31100-001-0000-002	PRIOR YEAR TAXES	3,349.95	0.29	291.66	0.01	9,072.82	0.03	3,500.00	0.01
31100-001-0000-003	WARRANT DISTRIBUTIONS	0.00	0.00	208.33	0.01	29,696.78	0.09	2,500.00	0.01
31100-001-0000-004	COUNTY HELD DISTRIBUTIONS	0.00	0.00	12.50	0.00	235.68	0.00	150.00	0.00
31100-001-0000-005	AD VALOREM INTEREST	0.00	0.00	125.00	0.00	2,689.26	0.01	1,500.00	0.00
31100-001-0000-007	EXCESS FEES	0.00	0.00	8,333.33	0.28	0.00	0.00	100,000.00	0.28
31100-001-2060-012	AD VALOREM - OCHOPEE	0.00	0.00	103,180.33	3.48	771,455.84	2.35	1,238,164.00	3.48
31100-001-2060-013	OCHOPEE MANAGEMENT FEE	0.00	0.00	47,091.66	1.59	0.00	0.00	565,100.00	1.59
Total TAXES:		891,804.78	76.97	2,822,704.14	95.08	30,830,141.67	94.10	33,872,449.80	95.08
INSPECTION FEES NEW									
32901-001-0000-010	INSPECTION FEES NEW CONSTRUCTI	99,501.95	8.59	37,500.00	1.26	331,030.03	1.01	450,000.00	1.26
32901-001-0000-011	TIMED INSP/RE-INSP FEES NEW CONS	600.00	0.05	625.00	0.02	2,675.00	0.01	7,500.00	0.02
32901-001-0000-012	RE-INSPECTON - NEW	4,625.00	0.40	3,750.00	0.13	18,050.00	0.06	45,000.00	0.13
32901-001-0000-014	KEY BOX INSPECTION - NEW	0.00	0.00	83.33	0.00	0.00	0.00	1,000.00	0.00
32901-001-0000-015	HYDRANT THRUST BLOCK	50.00	0.00	416.66	0.01	1,750.00	0.01	5,000.00	0.01
32901-001-0000-016	HYDRANT THRUST BLOCK RE-INSP	0.00	0.00	41.66	0.00	75.00	0.00	500.00	0.00
32901-001-0000-017	FIRE FLOWS	1,800.00	0.16	1,708.33	0.06	7,950.00	0.02	20,500.00	0.06
32901-001-0000-018	FIRE FLOW RE-INSPECTION	300.00	0.03	208.33	0.01	1,650.00	0.01	2,500.00	0.01
32901-001-0000-019	PLAN REVIEWS	0.00	0.00	0.00	0.00	100.00	0.00	0.00	0.00
32901-001-2060-000	INSPECTION FEES NEW - OCHOPEE	0.00	0.00	291.66	0.01	0.00	0.00	3,500.00	0.01
Total INSPECTION FEES NEW:		106,876.95	9.22	44,624.97	1.50	363,280.03	1.11	535,500.00	1.50
INSPECTION FEES EXISTING									
32910-001-1000-110	INSP. FEES EXISTING - TIMED	75.00	0.01	62.50	0.00	300.00	0.00	750.00	0.00
32910-001-1000-111	OCCUPATIONAL INSPECTION	1,615.00	0.14	2,000.00	0.07	10,615.00	0.03	24,000.00	0.07
32910-001-1000-112	RE-INSPECTION FEES - EXISTING	100.00	0.01	20.83	0.00	900.00	0.00	250.00	0.00
32910-001-1000-113	INSPECTION FEES 0 - 3,000 SQ FT EXIS	225.00	0.02	291.67	0.01	600.00	0.00	3,500.00	0.01
32910-001-1000-114	INSPECTION FEES 3,001 - 30,000 SQ FT	600.00	0.05	250.00	0.01	1,385.00	0.00	3,000.00	0.01
32910-001-1000-115	INSPECTION FEES 30,001 - 100,000 SQ	300.00	0.03	295.83	0.01	1,200.00	0.00	3,550.00	0.01
32910-001-1000-116	INSPECTION FEES OVER 100,000 SQ F	0.00	0.00	500.00	0.02	500.00	0.00	6,000.00	0.02
32910-001-1000-117	KEY BOX INSPECTIONS - EXISTING	0.00	0.00	20.83	0.00	0.00	0.00	250.00	0.00
32910-001-1000-119	INSP. FEES APARTMENT/CONDO 4 BUI	0.00	0.00	20.83	0.00	0.00	0.00	250.00	0.00
Total INSPECTION FEES EXISTING:		2,915.00	0.25	3,462.49	0.12	15,500.00	0.05	41,550.00	0.12
FEDERAL GRANTS									
33100-001-0000-201	FEDERAL GRANTS AWARDED	146,770.00	12.67	6,032.17	0.20	1,146,770.00	3.50	72,386.00	0.20
33100-001-2050-012	GRANT - SAFER	0.00	0.00	39,673.83	1.34	221,896.09	0.68	476,086.00	1.34

Run Date: 3/3/2021 4:28:10PM

Page: 1

G/L Date: 2/28/2021

GNFRD INCOME STATEMENT
For The 5 Periods Ended 2/28/2021

Greater Naples Fire Rescue District (GNF)

	Period to Date	%	ORIGINAL PTD Budget	%	Year to Date	%	ORIGINAL Annual Budget	%
Total FEDERAL GRANTS:	146,770.00	12.67	45,706.00	1.54	1,368,666.09	4.18	548,472.00	1.54
FIREFIGHTERS SUPPLEMENT INCOME								
33500-001-0000-210 FIREFIGHTER SUPPLEMENTAL INCOMI	0.00	0.00	5,416.67	0.18	17,480.00	0.05	65,000.00	0.18
33500-001-0000-290 MARC UNIT - STATE OF FLORIDA	0.00	0.00	12,458.33	0.42	71,480.23	0.22	149,500.00	0.42
Total FIREFIGHTERS SUPPLEMENT INCOME:	0.00	0.00	17,875.00	0.60	88,960.23	0.27	214,500.00	0.60
FIRE & LIFE SAFETY CHARGES & FEES								
34200-001-0000-202 REIMBURSEMENT FOR OT	200.00	0.02	833.33	0.03	600.00	0.00	10,000.00	0.03
34200-001-0000-203 FALSE ALARMS	0.00	0.00	2,500.00	0.08	400.00	0.00	30,000.00	0.08
34200-001-0000-206 ISO LETTERS	75.00	0.01	25.00	0.00	125.00	0.00	300.00	0.00
34200-001-0000-207 KEY BOXES SOLD	0.00	0.00	25.00	0.00	0.00	0.00	300.00	0.00
34200-001-0000-208 DUPLICATE NOC'S	60.00	0.01	166.67	0.01	200.00	0.00	2,000.00	0.01
34200-001-0000-209 DEFICIENCY REVIEWS	100.00	0.01	291.67	0.01	400.00	0.00	3,500.00	0.01
34200-001-0000-210 VARIANCE REQUESTS	100.00	0.01	250.00	0.01	700.00	0.00	3,000.00	0.01
34200-001-0000-211 FIRE WORK PERMITS	300.00	0.03	83.33	0.00	900.00	0.00	1,000.00	0.00
34200-001-0000-212 TRAINING DONE BY F & L SAFETY	0.00	0.00	25.00	0.00	70.00	0.00	300.00	0.00
34200-001-0000-904 SPECIAL EVENT INSPECTION FEES	0.00	0.00	166.67	0.01	150.00	0.00	2,000.00	0.01
34200-001-0000-905 OTHER F & L MISC. INCOME	100.00	0.01	166.67	0.01	446.46	0.00	2,000.00	0.01
Total FIRE & LIFE SAFETY CHARGES & FEES:	935.00	0.08	4,533.34	0.15	3,991.46	0.01	54,400.00	0.15
INTEREST EARNINGS								
36100-001-0000-001 INTEREST EARNINGS	3,272.35	0.28	13,166.67	0.44	15,916.14	0.05	158,000.00	0.44
Total INTEREST EARNINGS:	3,272.35	0.28	13,166.67	0.44	15,916.14	0.05	158,000.00	0.44
RENTALS & LEASES								
36200-001-0000-002 CELL TOWER LEASE CONTRACT	3,467.89	0.30	6,250.00	0.21	17,133.26	0.05	75,000.00	0.21
36200-001-0000-003 PUBLIC SAFETY - STATION 21	0.00	0.00	600.00	0.02	638.55	0.00	7,200.00	0.02
36200-001-0000-004 PUBLIC SAFETY - STATION 22	0.00	0.00	344.00	0.01	818.46	0.00	4,128.00	0.01
36200-001-0000-005 PUBLIC SAAFETY - STATION 23	0.00	0.00	300.00	0.01	1,500.00	0.00	3,600.00	0.01
36200-001-0000-006 PUBLIC SAFETY - STATION 20	0.00	0.00	750.00	0.03	0.00	0.00	9,000.00	0.03
Total RENTALS & LEASES:	3,467.89	0.30	8,244.00	0.28	20,090.27	0.06	98,928.00	0.28
DISPOSITION OF FIXED ASSETS								
36400-001-0000-001 DISPOSITION OF FIXED ASSETS	0.00	0.00	833.33	0.03	0.00	0.00	10,000.00	0.03
Total DISPOSITION OF FIXED ASSETS:	0.00	0.00	833.33	0.03	0.00	0.00	10,000.00	0.03
CONTRIBUTIONS AND DONATIONS								
36600-001-0000-001 CONTRIBUTIONS AND DONATIONS	2,500.00	0.22	20.83	0.00	2,555.00	0.01	250.00	0.00
Total CONTRIBUTIONS AND DONATIONS:	2,500.00	0.22	20.83	0.00	2,555.00	0.01	250.00	0.00
OTHER MISCELLANEOUS INCOME								
36900-001-0000-902 FIRE MARSHALL MOU REIMBURSEMEN	0.00	0.00	3,750.00	0.13	0.00	0.00	45,000.00	0.13

Run Date: 3/3/2021 4:28:10PM

Page: 2

G/L Date: 2/28/2021

GNFRD INCOME STATEMENT
For The 5 Periods Ended 2/28/2021

Greater Naples Fire Rescue District (GNF)

	Period to Date	%	ORIGINAL PTD Budget	%	Year to Date	%	ORIGINAL Annual Budget	%
(Continued)								
OTHER MISCELLANEOUS INCOME								
36900-001-0000-904 SHOP REVENUE	0.00	0.00	3,333.33	0.11	42,801.68	0.13	40,000.00	0.11
36900-001-0000-906 OTHER MISC. INCOME	140.00	0.01	41.67	0.00	6,755.70	0.02	500.00	0.00
36900-001-4010-046 VEHICLE REPAIR INSURANCE REIM.	-94.88	-0.01	416.67	0.01	3,401.82	0.01	5,000.00	0.01
Total OTHER MISCELLANEOUS INCOME:	45.12	0.00	7,541.67	0.25	52,959.20	0.16	90,500.00	0.25
Total Revenue:	1,158,587.09	100.00	2,968,712.44	100.00	32,762,060.09	100.00	35,624,549.80	100.00
Gross Profit:	1,158,587.09	100.00	2,968,712.44	100.00	32,762,060.09	100.00	35,624,549.80	100.00
Expenses								
LEGISLATIVE SALARIES								
51100-001-0000-011 LEGISLATIVE SALARIES (COMMISSION)	2,500.00	0.22	2,708.33	0.09	10,714.25	0.03	32,500.00	0.09
Total LEGISLATIVE SALARIES:	2,500.00	0.22	2,708.33	0.09	10,714.25	0.03	32,500.00	0.09
EXECUTIVE SALARIES & WAGES								
51200-001-0000-011 EXECUTIVE SALARIES	84,207.81	7.27	90,766.33	3.06	437,901.04	1.34	1,089,196.00	3.06
51200-001-0000-012 EXECUTIVE 175 PENSION CONTRACTU	406.64	0.04	395.83	0.01	2,090.14	0.01	4,750.00	0.01
Total EXECUTIVE SALARIES & WAGES:	84,614.45	7.30	91,162.16	3.07	439,991.18	1.34	1,093,946.00	3.07
ADMINISTRATIVE SALARIES								
51300-001-1000-012 SALARIES - NON BARGAINING (ADMIN,	86,002.66	7.42	116,705.08	3.93	451,293.53	1.38	1,400,461.00	3.93
51300-001-1000-014 OVERTIME (NON-BARGAINING)	930.73	0.08	6,250.00	0.21	9,043.07	0.03	75,000.00	0.21
Total ADMINISTRATIVE SALARIES:	86,933.39	7.50	122,955.08	4.14	460,336.60	1.41	1,475,461.00	4.14
BARGAINING UNIT SHIFT SALARIES & WAGES								
51310-001-2000-012 BARGAINING UNIT SALARIES - SHIFT	861,559.13	74.36	1,077,676.00	36.30	4,494,407.48	13.72	12,932,112.00	36.30
51310-001-2000-013 FIREFIGHTERS - PART TIME	0.00	0.00	10,416.67	0.35	0.00	0.00	125,000.00	0.35
51310-001-2000-014 OVERTIME - SHIFT	150,641.99	13.00	150,229.17	5.06	914,158.79	2.79	1,802,750.00	5.06
51310-001-2050-012 SAFER GRANT SALARIES -FF	53,937.08	4.66	104,306.00	3.51	275,108.09	0.84	1,251,672.00	3.51
51310-001-2050-014 SAFER GRANT OVERTIME - FF	3,144.30	0.27	4,166.67	0.14	15,520.36	0.05	50,000.00	0.14
Total BARGAINING UNIT SHIFT SALARIES & WAGES:	1,069,282.50	92.29	1,346,794.51	45.37	5,699,194.72	17.40	16,161,534.00	45.37
BARGAINING UNIT - NON SHIFT								
51320-001-3000-012 SALARIES - FIRE & LIFE SAFETY	64,124.29	5.53	75,206.25	2.53	295,882.73	0.90	902,475.00	2.53
51320-001-3000-014 OVERTIME FIRE & LIFE SAFETY	673.04	0.06	8,333.33	0.28	5,144.67	0.02	100,000.00	0.28
Total BARGAINING UNIT - NON SHIFT:	64,797.33	5.59	83,539.58	2.81	301,027.40	0.92	1,002,475.00	2.81
EARNINGS OTHER								
51330-001-9000-011 DISPLACEMENT PAY	91.39	0.01	12.50	0.00	101.74	0.00	150.00	0.00
51330-001-9000-013 HOLIDAY	0.00	0.00	18,750.00	0.63	430.46	0.00	225,000.00	0.63
51330-001-9000-014 VACATION	11,934.02	1.03	10,833.33	0.36	13,653.02	0.04	130,000.00	0.36
51330-001-9000-015 SICK TIME	7,451.07	0.64	21,666.67	0.73	9,533.39	0.03	260,000.00	0.73
51330-001-9000-016 457 CONTRACTUAL	384.62	0.03	408.33	0.01	1,978.04	0.01	4,900.00	0.01

Run Date: 3/3/2021 4:28:10PM

Page: 3

G/L Date: 2/28/2021

GNFRD INCOME STATEMENT
For The 5 Periods Ended 2/28/2021

Greater Naples Fire Rescue District (GNF)

		Period to Date	%	ORIGINAL PTD Budget	%	Year to Date	%	ORIGINAL Annual Budget	%
(Continued)									
EARNINGS OTHER									
51330-001-9010-011	LIFE INSURANCE OVER \$50,000	0.00	0.00	0.00	0.00	5,991.00	0.02	0.00	0.00
51330-001-9010-012	LIFE INSURANCE OVER \$50,000	0.00	0.00	0.00	0.00	-5,991.00	-0.02	0.00	0.00
51330-001-9012-011	DISABILITY BENEFITS	14,640.77	1.26	0.00	0.00	61,886.58	0.19	0.00	0.00
51330-001-9012-012	NET DISABILITY BENEFITS	-14,640.77	-1.26	0.00	0.00	-61,886.58	-0.19	0.00	0.00
Total EARNINGS OTHER:		19,861.10	1.71	51,670.83	1.74	25,696.65	0.08	620,050.00	1.74
DEBT SERVICE									
51700-001-0000-071	DEBT SERVICE - PRINCIPAL PAYMENT	349.88	0.03	50,601.17	1.70	294,358.64	0.90	607,214.00	1.70
51700-001-0000-072	DEBT SERVICE - INTEREST PAYMENT	0.00	0.00	6,333.33	0.21	53,494.58	0.16	76,000.00	0.21
Total DEBT SERVICE:		349.88	0.03	56,934.50	1.92	347,853.22	1.06	683,214.00	1.92
FICA TAXES									
52201-001-0000-011	ER SS TAXES	80,990.98	6.99	88,419.58	2.98	412,938.57	1.26	1,061,035.00	2.98
52201-001-0000-012	ER MEDICARE TAXES	18,941.39	1.63	24,205.42	0.82	99,174.11	0.30	290,465.00	0.82
Total FICA TAXES:		99,932.37	8.63	112,625.00	3.79	512,112.68	1.56	1,351,500.00	3.79
RETIREMENT CONTRIBUTIONS									
52202-001-0010-022	FRS CONTRIBUTIONS	450,940.92	38.92	220,158.67	7.42	1,257,569.56	3.84	2,641,904.00	7.42
52202-001-0011-022	175 RETIREMENT PLAN CONTRIBUTION	41,917.06	3.62	46,176.42	1.56	262,167.60	0.80	554,117.00	1.56
52202-001-0012-022	NATIONWIDE RETIREMENT PLAN	3,206.68	0.28	3,575.00	0.12	17,984.36	0.05	42,900.00	0.12
52202-001-0013-022	DISTRICT DEF COMP MATCH - NW	950.00	0.08	975.00	0.03	5,950.00	0.02	11,700.00	0.03
52202-001-0014-022	DISTRICT DEF COMP FL MATCH	300.00	0.03	1,137.50	0.04	1,900.00	0.01	13,650.00	0.04
Total RETIREMENT CONTRIBUTIONS:		497,314.66	42.92	272,022.59	9.16	1,545,571.52	4.72	3,264,271.00	9.16
LIFE AND HEALTH INSURANCE									
52205-001-0010-023	INS BENEFITS FIXED - DENTAL	1,372.70	0.12	1,274.08	0.04	5,765.13	0.02	15,289.00	0.04
52205-001-0011-023	INSURANCE BENEFITS FIXED - LIFE INS	4,878.60	0.42	3,916.67	0.13	25,024.23	0.08	47,000.00	0.13
52205-001-0012-023	INS BENEFITS FIXED - MEDICAL	246,661.56	21.29	254,997.75	8.59	1,318,487.97	4.02	3,059,973.00	8.59
52205-001-0013-023	INS BENEFITS FIXED - STD/LTD	12,570.71	1.09	13,200.00	0.44	64,423.24	0.20	158,400.00	0.44
52205-001-0014-023	INS BENEFITS FIXED - VISION	2,298.98	0.20	2,814.00	0.09	11,758.24	0.04	33,768.00	0.09
52205-001-0015-023	INS BENEFITS - DENTAL CLAIMS	16,283.23	1.41	13,166.67	0.44	59,304.68	0.18	158,000.00	0.44
52205-001-0016-023	INS BENEFITS - MEDICAL HRA	48,847.53	4.22	55,532.58	1.87	296,865.90	0.91	666,391.00	1.87
Total LIFE AND HEALTH INSURANCE:		332,913.31	28.73	344,901.75	11.62	1,781,629.39	5.44	4,138,821.00	11.62
WORKERS COMPENSATION									
52210-001-0010-024	WORKERS COMPENSATION PREMIUM	47,897.42	4.13	48,041.92	1.62	247,727.10	0.76	576,503.00	1.62
52210-001-0011-024	EE WORKERS COMP CHECKS	-4,608.75	-0.40	0.00	0.00	-29,421.66	-0.09	0.00	0.00
52210-001-0012-024	EXPENSES FOR GRIT CLAIMANTS	0.00	0.00	208.33	0.01	222.99	0.00	2,500.00	0.01
Total WORKERS COMPENSATION:		43,288.67	3.74	48,250.25	1.63	218,528.43	0.67	579,003.00	1.63
UNEMPLOYMENT COMPENSATION									
52215-001-0000-025	RE-EMPLOYMENT TAX	0.00	0.00	1,000.00	0.03	3,148.01	0.01	12,000.00	0.03

Run Date: 3/3/2021 4:28:10PM

Page: 4

G/L Date: 2/28/2021

GNFRD INCOME STATEMENT
For The 5 Periods Ended 2/28/2021

Greater Naples Fire Rescue District (GNF)

		Period to Date	%	ORIGINAL PTD Budget	%	Year to Date	%	ORIGINAL Annual Budget	%
(Continued)									
UNEMPLOYMENT COMPENSATION									
52215-001-0000-026	POST EMPLOYMENT BENEFITS (PEHP)	0.00	0.00	25,833.33	0.87	290,000.00	0.89	310,000.00	0.87
52215-001-0010-026	SB 426 CANCER COVERAGE	0.00	0.00	3,500.00	0.12	30,588.17	0.09	42,000.00	0.12
Total UNEMPLOYMENT COMPENSATION:		0.00	0.00	30,333.33	1.02	323,736.18	0.99	364,000.00	1.02
PROFESSIONAL SERVICES									
52220-001-0000-031	PROFESSIONAL SERVICES	10,500.60	0.91	22,958.33	0.77	254,357.51	0.78	275,500.00	0.77
52220-001-0011-031	CONTRACTUAL SERV - ADV COLLECTC	17,836.08	1.54	50,416.67	1.70	603,736.68	1.84	605,000.00	1.70
52220-001-0012-031	CONTRACTUAL SERV - IMPACT FEE CC	1,554.69	0.13	1,166.67	0.04	9,088.51	0.03	14,000.00	0.04
52220-001-0013-031	CONTRACTUAL SERV - PROPERTY API	0.00	0.00	20,833.33	0.70	108,985.84	0.33	250,000.00	0.70
52220-001-1000-031	CONTRACTUAL SERV - GENERAL OPEI	11,605.14	1.00	12,745.00	0.43	89,248.78	0.27	152,940.00	0.43
52220-001-2060-031	CONTRACTUAL SERV - OCHOPEE	557.94	0.05	1,162.17	0.04	4,607.76	0.01	13,946.00	0.04
52220-001-3000-031	CONTRACTUAL SERV FIRE & LIFE SAFI	1,222.67	0.11	4,125.00	0.14	7,033.26	0.02	49,500.00	0.14
52220-001-4000-031	CONTRACTUAL SERVICES FLEET	0.00	0.00	2,328.33	0.08	44.40	0.00	27,940.00	0.08
52220-001-8000-031	CONTRACTUAL SERV - LOGISTICS	395.00	0.03	15,766.67	0.53	4,425.02	0.01	189,200.00	0.53
Total PROFESSIONAL SERVICES:		43,672.12	3.77	131,502.17	4.43	1,081,527.76	3.30	1,578,026.00	4.43
ACCOUNTING & AUDITING									
52225-001-0000-032	ACCOUNTING & AUDITING	500.00	0.04	3,875.00	0.13	1,000.00	0.00	46,500.00	0.13
Total ACCOUNTING & AUDITING:		500.00	0.04	3,875.00	0.13	1,000.00	0.00	46,500.00	0.13
CURRENT CHARGES									
52230-001-0000-037	CURRENT CHARGES	164.71	0.01	3,541.67	0.12	6,557.55	0.02	42,500.00	0.12
Total CURRENT CHARGES:		164.71	0.01	3,541.67	0.12	6,557.55	0.02	42,500.00	0.12
TRAVEL & PER DIEM									
52235-001-0010-040	EMPLOYEE TOLLS REIMBURSEMENT	5.88	0.00	12.50	0.00	5.88	0.00	150.00	0.00
Total TRAVEL & PER DIEM:		5.88	0.00	12.50	0.00	5.88	0.00	150.00	0.00
COMMUNICATIONS & FREIGHT									
52240-001-0000-041	COMMUNICATIONS- CELL PHONES	0.00	0.00	1,583.33	0.05	200.00	0.00	19,000.00	0.05
52240-001-0000-042	FREIGHT & POSTAGE SERVICES	33.10	0.00	333.33	0.01	829.20	0.00	4,000.00	0.01
52240-001-0015-041	COMMUNICATIONS-GENERAL	9,506.52	0.82	10,219.17	0.34	48,836.50	0.15	122,630.00	0.34
52240-001-2060-041	COMMUNICATIONS - OCHOPEE	1,604.28	0.14	2,000.00	0.07	7,109.11	0.02	24,000.00	0.07
Total COMMUNICATIONS & FREIGHT:		11,143.90	0.96	14,135.83	0.48	56,974.81	0.17	169,630.00	0.48
UTILITY SERVICES									
52245-001-0000-043	UTILITIES	13,221.61	1.14	16,016.83	0.54	75,119.13	0.23	192,202.00	0.54
52245-001-2060-043	UTILITY SERVICES - OCHOPEE	723.49	0.06	1,062.50	0.04	4,573.76	0.01	12,750.00	0.04
Total UTILITY SERVICES:		13,945.10	1.20	17,079.33	0.58	79,692.89	0.24	204,952.00	0.58
RENTALS & LEASES									
52250-001-0000-044	RENTALS & LEASES	87.14	0.01	666.67	0.02	759.90	0.00	8,000.00	0.02

Run Date: 3/3/2021 4:28:10PM

Page: 5

G/L Date: 2/28/2021

GNFRD INCOME STATEMENT
For The 5 Periods Ended 2/28/2021

Greater Naples Fire Rescue District (GNF)

		Period to Date	%	ORIGINAL PTD Budget	%	Year to Date	%	ORIGINAL Annual Budget	%
		(Continued)							
RENTALS & LEASES									
52250-001-0015-044	RENTALS & LEASES - E-FLEET	15,438.17	1.33	15,500.00	0.52	74,197.03	0.23	186,000.00	0.52
52250-001-8000-044	RENTALS & LEASES - FACILITIES/LOGI	3,450.00	0.30	3,000.00	0.10	22,393.05	0.07	36,000.00	0.10
Total RENTALS & LEASES:		18,975.31	1.64	19,166.67	0.65	97,349.98	0.30	230,000.00	0.65
INSURANCE GENERAL									
52255-001-0000-045	GENERAL INSURANCE	0.00	0.00	37,878.58	1.28	476,391.36	1.45	454,543.00	1.28
Total INSURANCE GENERAL:		0.00	0.00	37,878.58	1.28	476,391.36	1.45	454,543.00	1.28
REPAIR & MAINT									
52260-001-0500-046	REPAIRS- HURRICANE IRMA	0.00	0.00	0.00	0.00	4,282.00	0.01	0.00	0.00
52260-001-0700-046	REPAIR - RADIOS	938.70	0.08	1,250.00	0.04	1,517.58	0.00	15,000.00	0.04
52260-001-1000-046	REPAIR & MAINTENACE - ADMIN	0.00	0.00	1,791.67	0.06	0.00	0.00	21,500.00	0.06
52260-001-2000-046	REPAIR & MAINT - OPERATIONS	225.94	0.02	2,062.50	0.07	2,050.64	0.01	24,750.00	0.07
52260-001-2060-046	REPAIR & MAINT OCHOPEE	0.00	0.00	1,166.67	0.04	812.42	0.00	14,000.00	0.04
52260-001-3000-046	REPAIR & MAINT. FIRE & LIFE SAFETY	0.00	0.00	1,166.67	0.04	239.38	0.00	14,000.00	0.04
52260-001-4010-046	VEHICLE REPAIR - GNFRD VEHICLES	10,428.89	0.90	33,333.33	1.12	116,954.15	0.36	400,000.00	1.12
52260-001-4011-046	VEHICLE REPAIR - NON GNFRD	0.00	0.00	3,750.00	0.13	43,160.62	0.13	45,000.00	0.13
52260-001-4020-046	REPAIR & MAINTENANCE- MARC UNIT	0.00	0.00	12,458.33	0.42	0.00	0.00	149,500.00	0.42
52260-001-4060-046	VEHICLE REPAIR - OCHOPEE	0.00	0.00	2,666.67	0.09	1,742.74	0.01	32,000.00	0.09
52260-001-4112-046	REPAIR & MAINT - MARINE VESSEL	0.00	0.00	1,583.33	0.05	0.00	0.00	19,000.00	0.05
52260-001-4160-046	REPAIRS & MAINTENANCE MARINE - O	0.00	0.00	416.67	0.01	23.69	0.00	5,000.00	0.01
52260-001-4190-046	REPAIR & MAINT MARINE VESSEL - ISL	0.00	0.00	0.00	0.00	3,755.05	0.01	0.00	0.00
52260-001-5000-046	REPAIR & MAINTENANCE - TRAINING	162.47	0.01	208.33	0.01	691.35	0.00	2,500.00	0.01
52260-001-6000-046	REPAIR & MAINT - SPECIAL OPERATIOI	0.00	0.00	833.33	0.03	38.72	0.00	10,000.00	0.03
52260-001-6010-046	REPAIR & MAINTENANCE - DIVE	554.75	0.05	0.00	0.00	631.76	0.00	0.00	0.00
52260-001-6012-046	REPAIR & MAINTENANCE - SCBA	0.00	0.00	1,208.33	0.04	2,420.00	0.01	14,500.00	0.04
52260-001-7000-046	REPAIR & MAINTENANCE - MEDICAL	0.00	0.00	208.33	0.01	216.67	0.00	2,500.00	0.01
52260-001-8000-046	REPAIR & MAINT - FACILITIES	2,229.74	0.19	12,304.17	0.41	53,399.75	0.16	147,650.00	0.41
52260-001-8050-046	REPAIR & MAINT FACILITES MAJOR PR	0.00	0.00	12,500.00	0.42	16,954.80	0.05	150,000.00	0.42
Total REPAIR & MAINT:		14,540.49	1.26	88,908.33	2.99	248,891.32	0.76	1,066,900.00	2.99
PRINTING									
52265-001-0000-047	PRINTING & BINDING	0.00	0.00	83.33	0.00	0.00	0.00	1,000.00	0.00
Total PRINTING:		0.00	0.00	83.33	0.00	0.00	0.00	1,000.00	0.00
OFFICE SUPPLIES									
52270-001-0000-051	OFFICE SUPPLIES	186.78	0.02	1,093.75	0.04	4,378.74	0.01	13,125.00	0.04
Total OFFICE SUPPLIES:		186.78	0.02	1,093.75	0.04	4,378.74	0.01	13,125.00	0.04
FUELS & LUBRICANTS									
52275-001-0010-052	FUELS & LUBRICANTS	435.42	0.04	1,666.67	0.06	1,928.37	0.01	20,000.00	0.06

Run Date: 3/3/2021 4:28:10PM

Page: 6

G/L Date: 2/28/2021

GNFRD INCOME STATEMENT
For The 5 Periods Ended 2/28/2021

Greater Naples Fire Rescue District (GNF)

		Period to Date	%	ORIGINAL PTD Budget	%	Year to Date	%	ORIGINAL Annual Budget	%
FUELS & LUBRICANTS		(Continued)							
52275-001-0011-052	FUELS & LUBRICANTS - UNLEADED	5,606.46	0.48	5,735.50	0.19	24,759.06	0.08	68,826.00	0.19
52275-001-0012-052	FUELS & LUBRICANTS - DIESEL	10,204.54	0.88	12,916.67	0.44	44,204.17	0.13	155,000.00	0.44
52275-001-0090-052	MARINE NON-ETHANOL UNLEADED	0.00	0.00	1,625.00	0.05	1,597.63	0.00	19,500.00	0.05
52275-001-2060-052	FUEL - OCHOPEE	0.00	0.00	981.25	0.03	0.00	0.00	11,775.00	0.03
Total FUELS & LUBRICANTS:		16,246.42	1.40	22,925.09	0.77	72,489.23	0.22	275,101.00	0.77
OPERATING SUPPLIES									
52285-001-0001-052	OPERATING-GEN-OPERATING SUPPLIE	648.60	0.06	0.00	0.00	907.79	0.00	0.00	0.00
52285-001-1000-052	OPERATING SUPPLIES - ADMIN	-75.26	-0.01	275.00	0.01	118.21	0.00	3,300.00	0.01
52285-001-2000-052	OPERATING SUPPLIES - OPERATIONS	1,394.16	0.12	3,916.67	0.13	13,966.82	0.04	47,000.00	0.13
52285-001-2060-052	OPERATING SUPPLIES - OCHOPEE	0.00	0.00	291.67	0.01	0.00	0.00	3,500.00	0.01
52285-001-3000-052	OPERATING SUPPLY - FIRE & LIFE SAF	0.00	0.00	1,666.67	0.06	653.20	0.00	20,000.00	0.06
52285-001-4000-052	OPERATING SUPPLIES - FLEET	0.00	0.00	666.67	0.02	914.33	0.00	8,000.00	0.02
52285-001-5000-052	OPERATING SUPPLIES - TRAINING	3,899.12	0.34	291.67	0.01	4,421.98	0.01	3,500.00	0.01
52285-001-6010-052	OPERATING SUPPLIES - DIVE	0.00	0.00	83.33	0.00	0.00	0.00	1,000.00	0.00
52285-001-6011-052	OPERATING SUPPLIES - HAZ MAT	0.00	0.00	83.33	0.00	0.00	0.00	1,000.00	0.00
52285-001-6012-052	OPERATING SUPPLIES - SCBA	0.00	0.00	83.33	0.00	0.00	0.00	1,000.00	0.00
52285-001-6013-052	OPERATING SUPPLIES - USAR	0.00	0.00	83.33	0.00	0.00	0.00	1,000.00	0.00
52285-001-6014-052	OPERATING SUPPLIES - MERT	0.00	0.00	83.33	0.00	0.00	0.00	1,000.00	0.00
52285-001-7000-052	OPERATING SUPPLIES - MEDICAL	0.00	0.00	3,750.00	0.13	4,061.66	0.01	45,000.00	0.13
52285-001-8000-052	OPERATING SUPPLIES - FACILITIES/M/	147.68	0.01	625.00	0.02	1,169.84	0.00	7,500.00	0.02
52285-001-9000-052	OPERATING EXPENSES - COVID 19	3,845.32	0.33	6,250.00	0.21	76,669.21	0.23	75,000.00	0.21
Total OPERATING SUPPLIES:		9,859.62	0.85	18,150.00	0.61	102,883.04	0.31	217,800.00	0.61
SMALL EQUIPMENT									
52910-001-1000-049	SMALL EQUIPMENT - ADMIN	3.53	0.00	1,250.00	0.04	2,889.75	0.01	15,000.00	0.04
52910-001-2000-049	SMALL EQUIPMENT - OPERATIONS	4,365.04	0.38	6,250.00	0.21	22,853.34	0.07	75,000.00	0.21
52910-001-2060-049	SMALL EQUIPMENT - OCHOPEE	636.00	0.05	833.33	0.03	4,746.92	0.01	10,000.00	0.03
52910-001-3000-049	SMALL EQUIP - FIRE & LIFE SAFETY	0.00	0.00	1,347.00	0.05	315.90	0.00	16,164.00	0.05
52910-001-4000-049	SMALL EQUIPMENT - FLEET	0.00	0.00	416.67	0.01	1,034.24	0.00	5,000.00	0.01
52910-001-5000-049	SMALL EQUIP - TRAINING	867.02	0.07	537.50	0.02	1,400.08	0.00	6,450.00	0.02
52910-001-6010-049	SMALL EQUIP - DIVE	0.00	0.00	208.33	0.01	0.00	0.00	2,500.00	0.01
52910-001-6011-049	SMALL EQUIP - HAZ MAT	0.00	0.00	666.67	0.02	0.00	0.00	8,000.00	0.02
52910-001-6012-049	SMALL EQUIPMENT - SCBA	0.00	0.00	208.33	0.01	0.00	0.00	2,500.00	0.01
52910-001-6013-049	SMALL EQUIPMENT - USAR	0.00	0.00	208.33	0.01	0.00	0.00	2,500.00	0.01
52910-001-6014-049	SMALL EQUIPMENT--MERT	0.00	0.00	208.33	0.01	0.00	0.00	2,500.00	0.01
52910-001-7000-049	SMALL EQUIP - MEDICAL	1,797.30	0.16	291.67	0.01	1,797.30	0.01	3,500.00	0.01
52910-001-8000-049	SMALL EQUIP-LOGISTICS	0.00	0.00	291.67	0.01	210.83	0.00	3,500.00	0.01

GNFRD INCOME STATEMENT
For The 5 Periods Ended 2/28/2021

Greater Naples Fire Rescue District (GNF)

		Period to Date	%	ORIGINAL PTD Budget	%	Year to Date	%	ORIGINAL Annual Budget	%
Total SMALL EQUIPMENT:		7,668.89	0.66	12,717.83	0.43	35,248.36	0.11	152,614.00	0.43
UNIFORMS									
52920-001-1000-052	UNIFORMS - ADMIN	264.34	0.02	1,250.00	0.04	1,780.36	0.01	15,000.00	0.04
52920-001-2000-052	UNIFORMS-OPERATIONS	2,823.26	0.24	7,083.33	0.24	4,352.90	0.01	85,000.00	0.24
52920-001-2011-052	UNIFORMS - PPE	110.57	0.01	8,983.00	0.30	14,899.43	0.05	107,796.00	0.30
52920-001-3000-052	UNIFORMS - FIRE & LIFE SAFETY	141.10	0.01	416.67	0.01	388.44	0.00	5,000.00	0.01
Total UNIFORMS:		3,339.27	0.29	17,733.00	0.60	21,421.13	0.07	212,796.00	0.60
BOOKS, DUES									
52930-001-1000-055	BOOKS, DUES - ADMIN	2,095.70	0.18	3,423.33	0.12	6,074.57	0.02	41,080.00	0.12
52930-001-2000-055	BOOKS, DUES - OPERATIONS	3,820.90	0.33	10,833.33	0.36	22,270.63	0.07	130,000.00	0.36
52930-001-3000-055	BOOKS, DUES - FIRE & LIFE SAFETY	350.00	0.03	1,687.50	0.06	949.59	0.00	20,250.00	0.06
52930-001-4000-055	BOOKS, DUES - FLEET	175.00	0.02	1,281.67	0.04	1,490.08	0.00	15,380.00	0.04
52930-001-5000-055	BOOKS, DUES - TRAINING	2,980.00	0.26	1,666.67	0.06	5,645.67	0.02	20,000.00	0.06
52930-001-5010-055	BOOKS, DUES - TRAINING CPR	0.00	0.00	20.83	0.00	0.00	0.00	250.00	0.00
52930-001-6000-055	BOOKS, DUES- SPECIAL OPERATIONS	0.00	0.00	100.00	0.00	0.00	0.00	1,200.00	0.00
52930-001-6012-055	BOOKS, DUES - SCBA	0.00	0.00	166.67	0.01	0.00	0.00	2,000.00	0.01
52930-001-7000-055	BOOKS, DUES - MEDICAL	0.00	0.00	873.92	0.03	671.45	0.00	10,487.00	0.03
Total BOOKS, DUES:		9,421.60	0.81	20,053.92	0.68	37,101.99	0.11	240,647.00	0.68
CAPITAL OUTLAY									
52940-001-0000-062	CAPITAL OUTLAY - BUILDING & IMPROV	0.00	0.00	12,209.58	0.41	0.00	0.00	146,515.00	0.41
52940-001-0000-064	CAPITAL OUTLAY - EQUIP & FURNISHIN	17,172.05	1.48	10,525.00	0.35	25,568.65	0.08	126,300.00	0.35
52940-001-0000-068	CAPITAL OUTLAY - INTANGIBLE ASSET	0.00	0.00	11,083.33	0.37	0.00	0.00	133,000.00	0.37
52940-001-0000-069	CAPITAL OUTLAY - VEHICLES	0.00	0.00	833.33	0.03	0.00	0.00	10,000.00	0.03
52940-001-0000-070	CAPITAL OUTLAY - FIRE & RESCUE VEI	0.00	0.00	6,367.58	0.21	0.00	0.00	76,411.00	0.21
Total CAPITAL OUTLAY:		17,172.05	1.48	41,018.82	1.38	25,568.65	0.08	492,226.00	1.38
Total Expenses:		2,468,629.80	213.07	3,013,773.73	101.52	14,013,874.91	42.77	36,165,285.00	101.52
Net Income from Operations:		-1,310,042.71	-113.07	-45,061.29	-1.52	18,748,185.18	57.23	-540,735.20	-1.52
Earnings before Income Tax:		-1,310,042.71	-113.07	-45,061.29	-1.52	18,748,185.18	57.23	-540,735.20	-1.52
Net Income (Loss):		-1,310,042.71	-113.07	-45,061.29	-1.52	18,748,185.18	57.23	-540,735.20	-1.52

Balance Sheet
As of 2/28/2021

Greater Naples Fire Rescue District (IMP)

Assets			
CASH IN BANK			
10100-301-0000-001	IMPACT FEES (IBERAIBANK)	\$ 6,859,087.70	
	Total CASH IN BANK:		\$ 6,859,087.70
DUE FROM OTHER FUNDS			
13100-301-0000-001	DUE FROM GENERAL FUND	\$ 1,093,849.73	
	Total DUE FROM OTHER FUNDS:		\$ 1,093,849.73
	Total Assets:		<u>\$ 7,952,937.43</u>
Equity			
28100-301-0000-001	FUND BALANCE - IMPACT FEES PRIOR YEAR RESTRICTED	\$ 6,119,850.21	
28100-301-0000-002	Retained Earnings-Current Year	\$ 839,100.28	
28100-301-0000-002	FUND BALANCE IMPACT FEES CURRENT YEAR	\$ 993,986.94	
	Total Equity:		<u>\$ 7,952,937.43</u>
	Total Liabilities & Equity:		<u><u>\$ 7,952,937.43</u></u>

**Impact Fees Income Statement
For The 5 Periods Ended 2/28/2021**

Greater Naples Fire Rescue District (IMP)

		Period to Date	%	ORIGINAL PTD Budget	%	Year to Date	%	ORIGINAL Annual Budget	%
Revenue									
IMPACT FEES									
32400-301-0000-110	IMPACT FEES	155,468.77	99.48	108,333.33	97.74	1,165,001.15	99.23	1,300,000.00	97.74
Total IMPACT FEES:		155,468.77	99.48	108,333.33	97.74	1,165,001.15	99.23	1,300,000.00	97.74
GRANTS									
33100-301-0000-200	FEDERAL GRANT - PUBLIC SAFETY	0.00	0.00	0.00	0.00	0.00	0.00	0.00	0.00
33400-301-0000-200	STATE GRANT - PUBLIC SAFETY	0.00	0.00	0.00	0.00	0.00	0.00	0.00	0.00
Total GRANTS:		0.00	0.00	0.00	0.00	0.00	0.00	0.00	0.00
INTEREST EARNINGS									
36100-301-0000-100	INTEREST	810.28	0.52	2,500.00	2.26	9,029.54	0.77	30,000.00	2.26
Total INTEREST EARNINGS:		810.28	0.52	2,500.00	2.26	9,029.54	0.77	30,000.00	2.26
OTHER MISCELLANEOUS INCOME									
36400-301-0000-000	DISPOSITION OF FIXED ASSETS	0.00	0.00	0.00	0.00	0.00	0.00	0.00	0.00
36400-301-0000-001	OTHER MISCELLANEOUS INCOME	0.00	0.00	0.00	0.00	0.00	0.00	0.00	0.00
Total OTHER MISCELLANEOUS INCOME:		0.00	0.00	0.00	0.00	0.00	0.00	0.00	0.00
Total Revenue:		156,279.05	100.00	110,833.33	100.00	1,174,030.69	100.00	1,330,000.00	100.00
Gross Profit:		156,279.05	100.00	110,833.33	100.00	1,174,030.69	100.00	1,330,000.00	100.00
Expenses									
IMPACT FEE EXPENSE									
51700-301-0000-071	DEBT SERVICES	1,049.63	0.67	33,564.64	30.28	134,779.27	11.48	402,775.69	30.28
51700-301-0000-072	DEBT SERVICES -INTEREST	0.00	0.00	8,556.60	7.72	23,274.80	1.98	102,679.31	7.72
52220-301-0000-031	PROFESSIONAL SERVICES	0.00	0.00	0.00	0.00	0.00	0.00	0.00	0.00
52230-301-0000-037	CURRENT CHARGES	25.00	0.02	0.00	0.00	25.00	0.00	0.00	0.00
52240-301-0000-042	FREIGHT	0.00	0.00	0.00	0.00	0.00	0.00	0.00	0.00
52250-301-0000-044	RENTAL AND LEASE EXPENSE	0.00	0.00	0.00	0.00	0.00	0.00	0.00	0.00
52285-301-2000-052	OPERATING SUPPLIES - SAFER GRANT	0.00	0.00	0.00	0.00	0.00	0.00	0.00	0.00
Total IMPACT FEE EXPENSE:		1,074.63	0.69	42,121.24	38.00	158,079.07	13.46	505,455.00	38.00
SMALL EQUIPMENT									
52910-301-2000-049	SMALL EQUIPMENT - OPS - SAFER GR	0.00	0.00	0.00	0.00	0.00	0.00	0.00	0.00
52910-301-2010-046	NEW VEHICLE SMALL PARTS	0.00	0.00	0.00	0.00	0.00	0.00	0.00	0.00
52910-301-4000-049	SMALL EQUIPMENT AND TOOLS	0.00	0.00	0.00	0.00	316.90	0.03	0.00	0.00
Total SMALL EQUIPMENT:		0.00	0.00	0.00	0.00	316.90	0.03	0.00	0.00
UNIFORMS									
52920-301-2000-052	UNIFORMS - SAFER GRANT	0.00	0.00	0.00	0.00	0.00	0.00	0.00	0.00
52920-301-2011-052	UNIFORMS - BUNKER GEAR - SAFER G	0.00	0.00	0.00	0.00	0.00	0.00	0.00	0.00
Total UNIFORMS:		0.00	0.00	0.00	0.00	0.00	0.00	0.00	0.00

Run Date: 3/3/2021 12:54:52PM

Page: 1

G/L Date: 2/28/2021

**Impact Fees Income Statement
For The 5 Periods Ended 2/28/2021**

Greater Naples Fire Rescue District (IMP)

		Period to Date	%	ORIGINAL PTD Budget	%	Year to Date	%	ORIGINAL Annual Budget	%
CAPITAL OUTLAY									
52940-301-0000-061	LAND	100,000.00	63.99	0.00	0.00	100,000.00	8.52	0.00	0.00
52940-301-0000-062	CAPITAL OUTLAY - BUILDING & IMPROV	0.00	0.00	164,166.66	148.12	0.00	0.00	1,970,000.00	148.12
52940-301-0000-063	CAPITAL OUTLAY - INFRASTRUCTURE	0.00	0.00	0.00	0.00	0.00	0.00	0.00	0.00
52940-301-0000-064	CAPITAL OUTLAY - EQUIP & FURNISHIN	0.00	0.00	7,083.33	6.39	3,989.94	0.34	85,000.00	6.39
52940-301-0000-065	CAPITAL OUTLAY - CONST. IN PROGRE	0.00	0.00	0.00	0.00	0.00	0.00	0.00	0.00
52940-301-0000-066	CAPITAL OUTLAY - PROP UNDER CAP I	0.00	0.00	0.00	0.00	0.00	0.00	0.00	0.00
52940-301-0000-067	CAPITAL OUTLAY - SPECIAL RESPONS	0.00	0.00	5,833.33	5.26	0.00	0.00	70,000.00	5.26
52940-301-0000-068	CAPITAL OUTLAY - INTANGIBLE ASSET	0.00	0.00	0.00	0.00	0.00	0.00	0.00	0.00
52940-301-0000-069	CAPITAL OUTLAY - VEHICLES	0.00	0.00	0.00	0.00	72,544.50	6.18	0.00	0.00
52940-301-0000-070	CAPITAL OUTLAY - FIRE & RESCUE VEI	0.00	0.00	0.00	0.00	0.00	0.00	0.00	0.00
52940-301-0010-062	CAPITAL OUTLAY - IMPROV OTHER TH	0.00	0.00	0.00	0.00	0.00	0.00	0.00	0.00
52940-900-0000-059	DEPRECIATION	0.00	0.00	0.00	0.00	0.00	0.00	0.00	0.00
Total CAPITAL OUTLAY:		100,000.00	63.99	177,083.32	159.77	176,534.44	15.04	2,125,000.00	159.77
Total Expenses:		101,074.63	64.68	219,204.56	197.78	334,930.41	28.53	2,630,455.00	197.78
Net Income From Operations:		55,204.42	35.32	-108,371.23	-97.78	839,100.28	71.47	-1,300,455.00	-97.78
Earnings Before Income Tax:		55,204.42	35.32	-108,371.23	-97.78	839,100.28	71.47	-1,300,455.00	-97.78
Net Income (Loss):		55,204.42	35.32	-108,371.23	-97.78	839,100.28	71.47	-1,300,455.00	-97.78

Balance Sheet
As of 2/28/2021

Greater Naples Fire Rescue District (IMP)

Assets			
CASH IN BANK			
10100-301-0000-001	IMPACT FEES (IBERAIBANK)	\$ 6,859,087.70	
	Total CASH IN BANK:		\$ 6,859,087.70
DUE FROM OTHER FUNDS			
13100-301-0000-001	DUE FROM GENERAL FUND	\$ 1,093,849.73	
	Total DUE FROM OTHER FUNDS:		\$ 1,093,849.73
	Total Assets:		<u>\$ 7,952,937.43</u>
Equity			
28100-301-0000-001	FUND BALANCE - IMPACT FEES PRIOR YEAR RESTRICTED	\$ 6,119,850.21	
28100-301-0000-002	Retained Earnings-Current Year	\$ 839,100.28	
28100-301-0000-002	FUND BALANCE IMPACT FEES CURRENT YEAR	\$ 993,986.94	
	Total Equity:		<u>\$ 7,952,937.43</u>
	Total Liabilities & Equity:		<u><u>\$ 7,952,937.43</u></u>

**Impact Fees Income Statement
For The 5 Periods Ended 2/28/2021**

Greater Naples Fire Rescue District (IMP)

		Period to Date	%	ORIGINAL PTD Budget	%	Year to Date	%	ORIGINAL Annual Budget	%
Revenue									
IMPACT FEES									
32400-301-0000-110	IMPACT FEES	155,468.77	99.48	108,333.33	97.74	1,165,001.15	99.23	1,300,000.00	97.74
Total IMPACT FEES:		155,468.77	99.48	108,333.33	97.74	1,165,001.15	99.23	1,300,000.00	97.74
GRANTS									
33100-301-0000-200	FEDERAL GRANT - PUBLIC SAFETY	0.00	0.00	0.00	0.00	0.00	0.00	0.00	0.00
33400-301-0000-200	STATE GRANT - PUBLIC SAFETY	0.00	0.00	0.00	0.00	0.00	0.00	0.00	0.00
Total GRANTS:		0.00	0.00	0.00	0.00	0.00	0.00	0.00	0.00
INTEREST EARNINGS									
36100-301-0000-100	INTEREST	810.28	0.52	2,500.00	2.26	9,029.54	0.77	30,000.00	2.26
Total INTEREST EARNINGS:		810.28	0.52	2,500.00	2.26	9,029.54	0.77	30,000.00	2.26
OTHER MISCELLANEOUS INCOME									
36400-301-0000-000	DISPOSITION OF FIXED ASSETS	0.00	0.00	0.00	0.00	0.00	0.00	0.00	0.00
36400-301-0000-001	OTHER MISCELLANEOUS INCOME	0.00	0.00	0.00	0.00	0.00	0.00	0.00	0.00
Total OTHER MISCELLANEOUS INCOME:		0.00	0.00	0.00	0.00	0.00	0.00	0.00	0.00
Total Revenue:		156,279.05	100.00	110,833.33	100.00	1,174,030.69	100.00	1,330,000.00	100.00
Gross Profit:		156,279.05	100.00	110,833.33	100.00	1,174,030.69	100.00	1,330,000.00	100.00
Expenses									
IMPACT FEE EXPENSE									
51700-301-0000-071	DEBT SERVICES	1,049.63	0.67	33,564.64	30.28	134,779.27	11.48	402,775.69	30.28
51700-301-0000-072	DEBT SERVICES -INTEREST	0.00	0.00	8,556.60	7.72	23,274.80	1.98	102,679.31	7.72
52220-301-0000-031	PROFESSIONAL SERVICES	0.00	0.00	0.00	0.00	0.00	0.00	0.00	0.00
52230-301-0000-037	CURRENT CHARGES	25.00	0.02	0.00	0.00	25.00	0.00	0.00	0.00
52240-301-0000-042	FREIGHT	0.00	0.00	0.00	0.00	0.00	0.00	0.00	0.00
52250-301-0000-044	RENTAL AND LEASE EXPENSE	0.00	0.00	0.00	0.00	0.00	0.00	0.00	0.00
52285-301-2000-052	OPERATING SUPPLIES - SAFER GRANT	0.00	0.00	0.00	0.00	0.00	0.00	0.00	0.00
Total IMPACT FEE EXPENSE:		1,074.63	0.69	42,121.24	38.00	158,079.07	13.46	505,455.00	38.00
SMALL EQUIPMENT									
52910-301-2000-049	SMALL EQUIPMENT - OPS - SAFER GR	0.00	0.00	0.00	0.00	0.00	0.00	0.00	0.00
52910-301-2010-046	NEW VEHICLE SMALL PARTS	0.00	0.00	0.00	0.00	0.00	0.00	0.00	0.00
52910-301-4000-049	SMALL EQUIPMENT AND TOOLS	0.00	0.00	0.00	0.00	316.90	0.03	0.00	0.00
Total SMALL EQUIPMENT:		0.00	0.00	0.00	0.00	316.90	0.03	0.00	0.00
UNIFORMS									
52920-301-2000-052	UNIFORMS - SAFER GRANT	0.00	0.00	0.00	0.00	0.00	0.00	0.00	0.00
52920-301-2011-052	UNIFORMS - BUNKER GEAR - SAFER G	0.00	0.00	0.00	0.00	0.00	0.00	0.00	0.00
Total UNIFORMS:		0.00	0.00	0.00	0.00	0.00	0.00	0.00	0.00

Run Date: 3/3/2021 12:54:52PM

Page: 1

G/L Date: 2/28/2021

**Impact Fees Income Statement
For The 5 Periods Ended 2/28/2021**

Greater Naples Fire Rescue District (IMP)

		Period to Date	%	ORIGINAL PTD Budget	%	Year to Date	%	ORIGINAL Annual Budget	%
CAPITAL OUTLAY									
52940-301-0000-061	LAND	100,000.00	63.99	0.00	0.00	100,000.00	8.52	0.00	0.00
52940-301-0000-062	CAPITAL OUTLAY - BUILDING & IMPROV	0.00	0.00	164,166.66	148.12	0.00	0.00	1,970,000.00	148.12
52940-301-0000-063	CAPITAL OUTLAY - INFRASTRUCTURE	0.00	0.00	0.00	0.00	0.00	0.00	0.00	0.00
52940-301-0000-064	CAPITAL OUTLAY - EQUIP & FURNISHIN	0.00	0.00	7,083.33	6.39	3,989.94	0.34	85,000.00	6.39
52940-301-0000-065	CAPITAL OUTLAY - CONST. IN PROGRE	0.00	0.00	0.00	0.00	0.00	0.00	0.00	0.00
52940-301-0000-066	CAPITAL OUTLAY - PROP UNDER CAP I	0.00	0.00	0.00	0.00	0.00	0.00	0.00	0.00
52940-301-0000-067	CAPITAL OUTLAY - SPECIAL RESPONS	0.00	0.00	5,833.33	5.26	0.00	0.00	70,000.00	5.26
52940-301-0000-068	CAPITAL OUTLAY - INTANGIBLE ASSET	0.00	0.00	0.00	0.00	0.00	0.00	0.00	0.00
52940-301-0000-069	CAPITAL OUTLAY - VEHICLES	0.00	0.00	0.00	0.00	72,544.50	6.18	0.00	0.00
52940-301-0000-070	CAPITAL OUTLAY - FIRE & RESCUE VEI	0.00	0.00	0.00	0.00	0.00	0.00	0.00	0.00
52940-301-0010-062	CAPITAL OUTLAY - IMPROV OTHER TH	0.00	0.00	0.00	0.00	0.00	0.00	0.00	0.00
52940-900-0000-059	DEPRECIATION	0.00	0.00	0.00	0.00	0.00	0.00	0.00	0.00
Total CAPITAL OUTLAY:		100,000.00	63.99	177,083.32	159.77	176,534.44	15.04	2,125,000.00	159.77
Total Expenses:		101,074.63	64.68	219,204.56	197.78	334,930.41	28.53	2,630,455.00	197.78
Net Income From Operations:		55,204.42	35.32	-108,371.23	-97.78	839,100.28	71.47	-1,300,455.00	-97.78
Earnings Before Income Tax:		55,204.42	35.32	-108,371.23	-97.78	839,100.28	71.47	-1,300,455.00	-97.78
Net Income (Loss):		55,204.42	35.32	-108,371.23	-97.78	839,100.28	71.47	-1,300,455.00	-97.78

Balance Sheet
As of 2/28/2021

GNFRD Hydrant Fund (HYD)

Assets			
10100-101-0000-001	HYDRANT OPERATING ACCOUNT	\$ 599,116.32	
	Total Assets:		<u><u>\$ 599,116.32</u></u>
Equity			
28200-101-0000-001	FUND BALANCE - HYDRANT ASSIGNED (PRIOR YTD)	\$ 502,005.83	
28200-101-0000-003	Retained Earnings-Current Year	\$ 4,426.19	
28200-101-0000-003	FUND BALANCE-CURRENT YEAR	\$ 92,684.30	
	Total Equity:		<u><u>\$ 599,116.32</u></u>
	Total Liabilities & Equity:		<u><u>\$ 599,116.32</u></u>

HYDRANT FUND INCOME STATEMENT
For The 5 Periods Ended 2/28/2021

GNFRD Hydrant Fund (HYD)

	Period to Date	%	ORIGINAL PTD Budget	%	Year to Date	%	ORIGINAL Annual Budget	%
Revenue								
HYDRANT MAINTENANCE INCOME								
32400-101-0000-900 HYDRANT MAINTENANCE	0.00	0.00	1,666.66	93.02	5,000.00	86.86	20,000.00	93.02
Total HYDRANT MAINTENANCE INCOME:	0.00	0.00	1,666.66	93.02	5,000.00	86.86	20,000.00	93.02
INTEREST EARNINGS								
36100-101-0000-100 INTEREST EARNINGS	69.02	100.00	125.00	6.98	756.19	13.14	1,500.00	6.98
Total INTEREST EARNINGS:	69.02	100.00	125.00	6.98	756.19	13.14	1,500.00	6.98
Total Revenue:	69.02	100.00	1,791.66	100.00	5,756.19	100.00	21,500.00	100.00
Gross Profit:	69.02	100.00	1,791.66	100.00	5,756.19	100.00	21,500.00	100.00
Expenses								
52200-101-0000-046 REPAIR AND MAINTENANCE	1,330.00	1,926.98	3,858.33	215.35	1,330.00	23.11	46,300.00	215.35
Total Expenses:	1,330.00	1,926.98	3,858.33	215.35	1,330.00	23.11	46,300.00	215.35
Net Income From Operations:	-1,260.98	-1,826.98	-2,066.67	-115.35	4,426.19	76.89	-24,800.00	-115.35
Earnings Before Income Tax:	-1,260.98	-1,826.98	-2,066.67	-115.35	4,426.19	76.89	-24,800.00	-115.35
Net Income (Loss):	-1,260.98	-1,826.98	-2,066.67	-115.35	4,426.19	76.89	-24,800.00	-115.35

Greater Naples Fire Rescue District
Disposition of Fixed Assets
20-

To: Board of Fire Commissioners			Date: March 2021						
To: Board of Fi	System No.	GL Fund	Description	Condition	Age (years)	Comments Disposal Method	Location	Org Cost	Depreciation Value
To: Board of Fi	3712		24' ladder	failed		Scrap	Station 72	\$1,899.00	\$1,220.78
2346	465		Hurst spreader	poor		Auction	Sta 72	\$5,234.00	\$0.00
1565	476		Hurst spreader	poor		Auction	Sta 72	\$4,347.00	\$0.00
2344	463		Cutter	poor		Auction	Sta 72	\$3,229.00	\$0.00
1553	471		Cutter	poor		Auction	Sta 72	\$2,760.00	\$0.00
2348	467		Ram	poor		Auction	Sta 72	\$3,768.00	\$0.00
2342	461		Ram	poor		Auction	Sta 72	\$1,861.00	\$0.00
En 2306	1153		Nozzle	poor		Auction	Warehouse	\$539.53	\$0.00
GG 823	1745		Nozzle	poor		Auction	Warehouse	\$506.00	\$0.00
GG 2875	3276		Stinger bases	excess		Auction	Warehouse	\$800.00	\$0.00
GG 806	2305		Adapters	poor		Auction	Warehouse	\$114.00	\$0.00
GG 3421	3419		Adapters	poor		Auction	Warehouse	\$217.66	\$0.00
TOTAL								\$25,275.19	\$1,220.78

We, the undersigned, certify that the property items listed on this form are in the stated condition and warrant disposition.

Motion to dispose of listed property offered by Commissioner _____, seconded by Commissioner _____.

Commissioner Al Duffy

Commissioner Charles Cottiers

Commissioner Kevin Gerrity

Commissioner Nick Biando

Commissioner David Stedman



**MINUTES
GREATER NAPLES FIRE RESCUE DISTRICT
BOARD OF FIRE COMMISSIONERS MEETING
February 9, 2021**

I. MEETING OPENED

Chairman Gerrity called to order the regular meeting of the Greater Naples Fire Rescue District's Board of Fire Commissioners at 5:30 p.m., on February 9, 2021 at Administrative Headquarters. Present were Commissioners Duffy, Biondo, Cottiers, Stedman, and Gerrity. Executive Staff in attendance: Interim Fire Chief Sapp, Director Bishop, Assistant Chiefs Low, McLaughlin, and Martin. Staff in attendance: Nicole Chesser, Lyndsay Tomlinson, Jamie Popiol, Joey Brown, and Christian Tobin, Tim Sims, Emanuel Arroyo, Brian Hennessy, Scott Jacob, Brian Mading, Brian Heath, Justin Beasley, Jesus Padilla Public in attendance: George Danz.

A. Pledge of Allegiance and Invocation

Chairman Gerrity opened the meeting with the Pledge of Allegiance followed by the Invocation by Commissioner Stedman.

B. Consent Agenda

1. Treasurer Report

*Commissioner Stedman moved to approve the Consent Agenda as presented.
Commissioner Duffy seconded. Motion passed 5-0.*

C. Approval, Additions and Deletions to the Agenda

Commissioner Stedman requested to add Staffing and Location of Ladder 72 to New Business B.

Commissioner Cottiers moved to approve the Agenda as amended. Commissioner Stedman seconded. Motion passed 5-0.

D. Approval of the GNFD Board Minutes for January 12, 2021

*Commissioner Cottiers moved to approve the GNFD Board minutes as presented.
Commissioner Stedman seconded. Motion passed 5-0.*

E. Fire Chief's Report

Chief Sapp presented his report as submitted. Commissioner Gerrity requested a letter be drafted from the Board to BC Matt Trent to express gratitude for his contributions to the District.

F. Chapter 175 Firefighters' Pension Plan

Chairman Tim Sims gave a verbal report on the pension plan performance and provided a handout outlining the plan's performance as of December 31, 2020.

G. Local 2396 Report

President Joey Brown gave a verbal report noting that the Collective Bargaining Agreement passed a Union vote of 71-1.

II. OLD BUSINESS

A. Executive Session

*Commissioner Duffy made a motion to recess for the Executive Session at 5:47 p.m.
Stedman seconded. Motion passed 5-0. The meeting reconvened at 6:17.*

B. Successor Collective Bargaining Agreement

Commissioner Stedman made a motion to approve the new Collective Bargaining Agreement. Commissioner Duffy seconded. Motion passed 5-0.



**MINUTES
GREATER NAPLES FIRE RESCUE DISTRICT
BOARD OF FIRE COMMISSIONERS MEETING
February 9, 2021**

C. Fire Chief Selection Committee Update

Commissioner Stedman was unable to attend the last meeting so Chief Sapp gave an update on selecting interview and essay questions for the next phase of the process.

D. District Property Contract/Financing- White Lake Property

There was discussion about future projections for impact fees. Commissioner Stedman requested Staff reach out to the County to join with them for an impact fee study. Commissioner Biondo requested Staff bring back recommendations for other District owned properties. *Commissioner Duffy made a motion to authorize the Chairman to sign a contract for the purchase of parcels 17 and 18 of White Lake Corporate Park for total acreage of 10.02 acres for a total of \$5,300,000 and authorize the District to release \$1000,000 for a down payment as due diligence takes place and authorize the Chairman to sign the commitment letter with First Horizon Bank to finance \$4,000,000 at 2.125% interest for 10 years. Commissioner Stedman seconded. Motion passed 4-1 (Biondo)*

III. NEW BUSINESS

A. MOU- Battalion Commander/Battalion Chief Positional Vacancies

Commissioner Duffy requested the timeline to fill the open position. Chief Sapp advised around March 1. *Commissioner Duffy made a motion to approve the MOU- Battalion Commander/Battalion Chief Positional Vacancies. Commissioner Biondo seconded. Motion passed 5-0.*

B. Staffing and Location of Ladder 72

Commissioner Stedman expressed concern about the ladder truck driving down I-75. Chief Sapp shares the concern and is exploring options.

C. Public Comments items not listed on the Agenda

None

D. Comments by Commissioners

Commissioner Duffy expressed concern about the repairs needed for several District facilities. Chief McLaughlin gave a status update on facility repairs. It was requested that Staff bring recommendations to the next meeting. Commissioner Biondo asked for an update on training and requested 3 years of training records. He also requested the status of the Greater Naples Fire Foundation Sunshine Law report. Chief Sapp advised it is being sent to the Attorney General from the District attorney. Commissioners expressed the desire to keep meetings available to the public via Zoom. Staff was instructed to determine the cost to make this possible. Commissioner Biondo inquired about Commissioner discipline policies.

IV. ADJOURNMENT

Commissioner Stedman made a motion to adjourn at 7:08 p.m. Commissioner Duffy seconded. Motion passed 5-0, meeting adjourned.

Duly passed with a vote of _____ to _____ and adopted in session on the 9th day March 2021.



**MINUTES
GREATER NAPLES FIRE RESCUE DISTRICT
BOARD OF FIRE COMMISSIONERS MEETING
February 9, 2021**

Chairman Kevin Gerrity

Commissioner Al Duffy

Commissioner Charles Cottiers

Commissioner David Stedman

Commissioner Nick Biondo

DRAFT



GREATER NAPLES FIRE RESCUE DISTRICT FIRE CHIEF REPORT

FEBRUARY, 2021

REPORTING OFFICER	J. Nolan Sapp, Interim Fire Chief
TYPE	Monthly – Commission
SUBMITTAL DATE	March 4, 2021

ACTIVITIES REPORT

COVID-19 – The COVID-19 numbers for Collier County continue on a downward trend with an approximate 6% positivity rate. The District continues to provide support at the vaccination site at North Collier Regional Park. The District supported the second round of vaccinations in Everglades City.

Personnel- The District hired four new members- Fleet Mechanic Rob Taub and Finance Specialist Charity Saieva started February 22; Finance Section Administrative Assistant Sharon Sickels started March 1 and Fire Inspector Timothy Taylor starts March 8. The posting for the Battalion Chief vacancy closed on February 26th and interviews will be scheduled for all qualified candidates. The District is currently seeking applicants for Part-time Firefighter.

CPR Training- Lt. Grimm provided voluntary training this month for all interested civilian staff for the American Heart Association CPR, Stop the Bleed, and Narcan use.

Promotional Testing- The Professional Development Section continues to conduct training for all qualified candidates sitting for the Driver Engineer promotional test. An MOU has been drafted to address Lieutenant and Captain Promotional testing to help bridge between the previous and successor contracts.

Collier County Wildfire Roundup- The District participated in Collier County Emergency Management’s Wildfire Roundup on February 26 along with other County agencies to prepare for wildfire season.

Fleet – Boat 90 will be out of service for an extended period of time due to engine issues. Ladder 72 is also out of service for up to eight more weeks awaiting parts.

LODD- There were 8 firefighter fatalities reported to the United States Fire Administration in the month of February and 27 reported to date in 2021. May they rest in peace.

MEETINGS AND EVENTS

- Meetings/Events
 - Weekly Command Staff
 - Operations Daily Briefing



GREATER NAPLES FIRE RESCUE DISTRICT FIRE CHIEF REPORT

- Collier County COVID-19 Partners
- County Operations
- Interviews
- MARC Unit Funding
- Fire Chief Selection Committee
- SERP Region 6 Call
- IMT Steering Committee
- GG Civic Association
- Collier County Board of Commissioners
- Station 74
- Communications
- CCPS Repeater System
- East Naples Civic Assoc
- Service Award Presentations
- Labor Management
- Media Interviews
- PGIT Claims Review
- CCFEMSCA
- CCFECA Communications Committee
- Collier County Wildfire Roundup

PUBLIC PROGRAMS

February Events- 2
YTD Events- 5

Customer Satisfaction Surveys
Emergency Response- 0
Fire & Life Safety- 2
Administrative- 0

OPERATIONS SECTION

Call Volume Statistics- February 2021

Total Incidents	2,137
Total Responses	2,557 (based on all apparatus)
Medical / Rescue	1,296 calls for service
Percentage Medical	60.65%
Fire / Other	841 calls for service
Busiest Response Unit	EN75 289 Incidents
Busiest Day of Week	Saturday 337 Incidents
Busiest Time of Day	14:00 to 14:59 135 Incidents
Busiest Station	Sta. 21 275



GREATER NAPLES FIRE RESCUE DISTRICT FIRE CHIEF REPORT

FIRE & LIFE SAFETY SECTION

Inspection Statistics- January 2021

Permitted Inspections: 452

Occupational/Business Tax License Inspections: 22

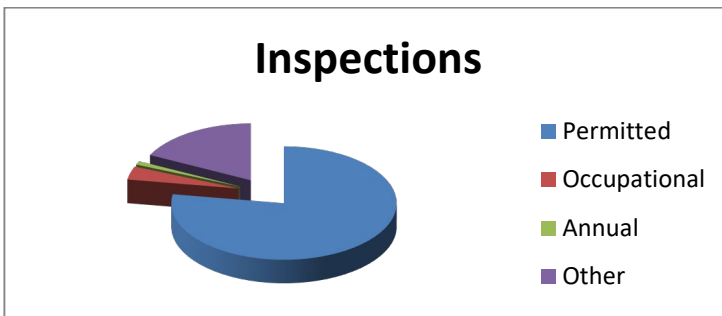
Annual Inspections: 6

Other Inspections: 103

Remote Video Inspections: 3

Average wait time for an inspection in January: 2 Days

Current wait time as of February 9th: 2 Days



Investigations- January 2021

Number of fire investigations: 0

Hours spent: 0



GREATER NAPLES FIRE RESCUE DISTRICT FIRE CHIEF REPORT

Fire Plans Review Statistics - January 2021

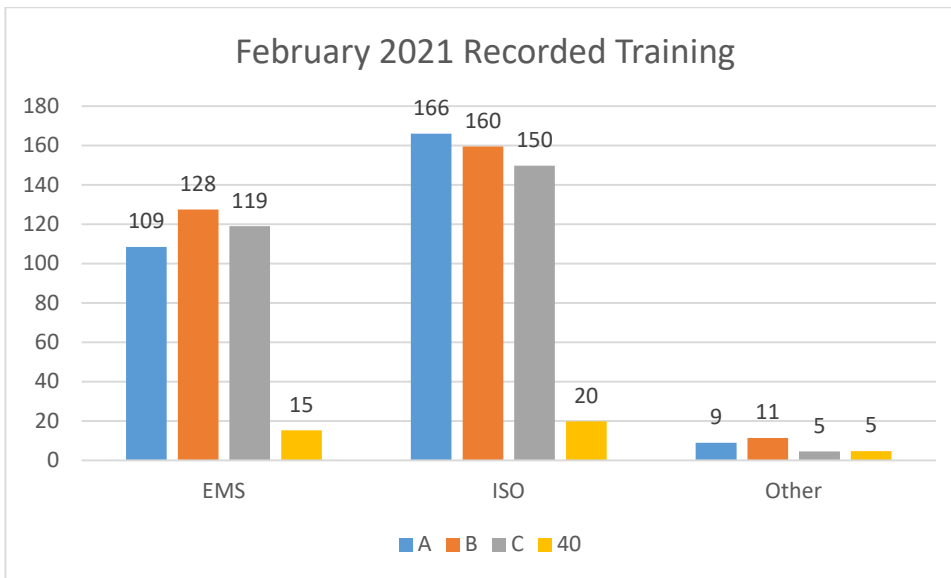
Fire Plan Building Reviews: 460; increase of 14 from December

Site Development/Planning Reviews: 44; decrease of 7 from December

Everglades City Building Reviews: 1; decrease of 4 from December

Average Review Time: 2 Days

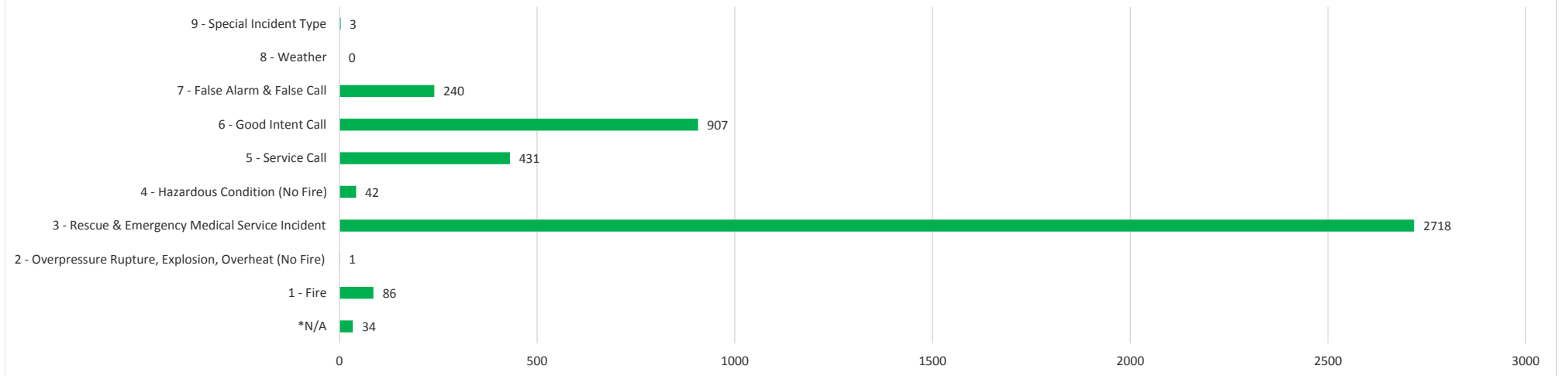
PROFESSIONAL DEVELOPMENT SECTION



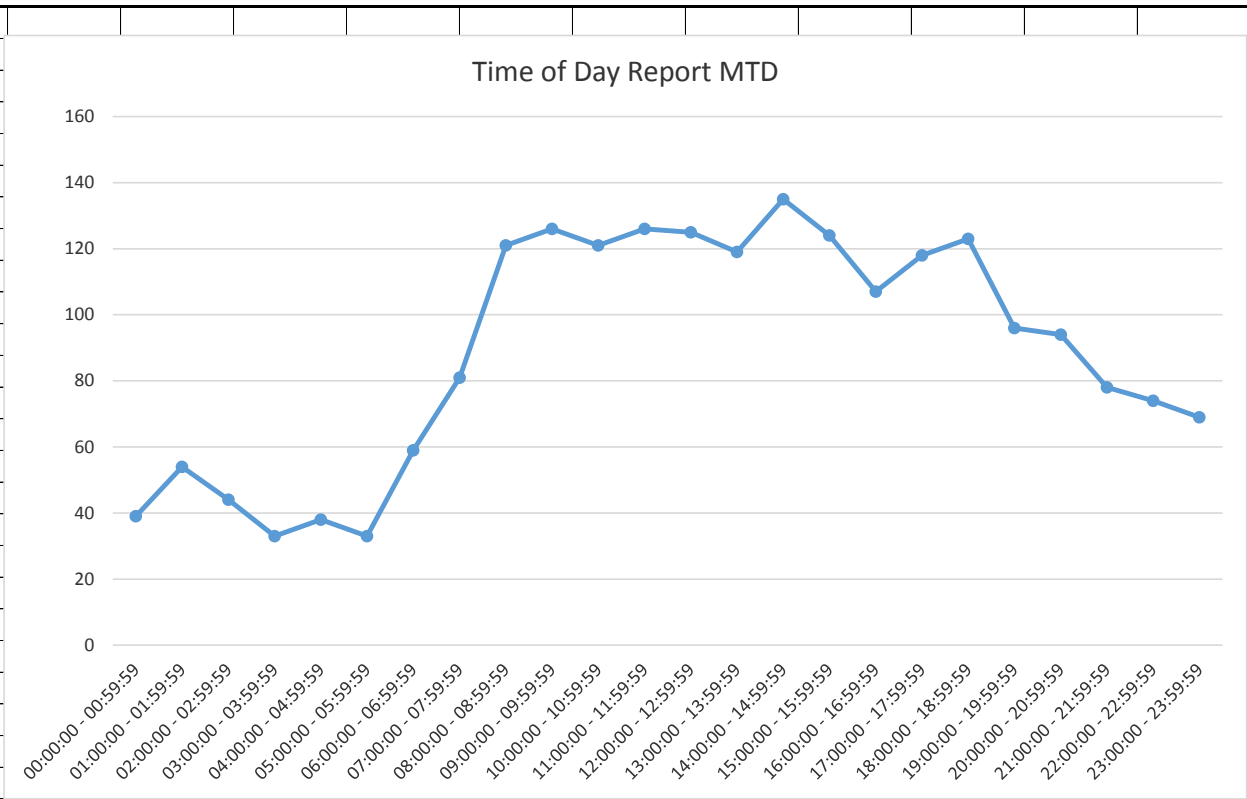
Alarm Summary

Basic Incident Type Category (FD1.21)	Jan.	Feb	Mar	Apr	May	Jun	Jul	Aug	Sep	Oct	Nov	Dec	Total	Percent
*N/A	15	19											34	0.76%
1 - Fire	49	37											86	1.93%
2 - Overpressure Rupture, Explosion, Overheat (No Fire)	0	1											1	0.02%
3 - Rescue & Emergency Medical Service Incident	1,422	1,296											2718	60.91%
4 - Hazardous Condition (No Fire)	19	23											42	0.94%
5 - Service Call	240	191											431	9.66%
6 - Good Intent Call	464	443											907	20.33%
7 - False Alarm & False Call	116	124											240	5.38%
8 - Weather	0	0											0	0.00%
9 - Special Incident Type	0	3											3	0.07%
Total Summary	2325	2137	0	0	0	0	0	0	0	0	0	0	4462	
Responses by Day Average	75.0	68.9												
Responses by Station Average	155	142												
Medical vs. Fires and Other Calls	61.16%	60.65%												

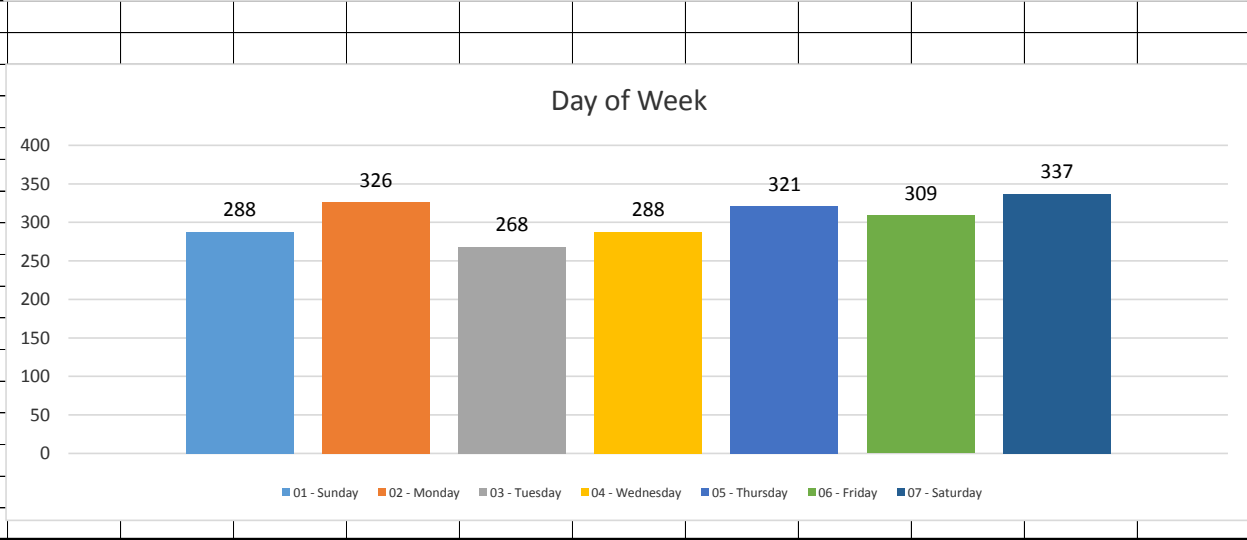
Alarm Type Summary



Hour of Day	Number of Incidents
00:00:00 - 00:59:59	39
01:00:00 - 01:59:59	54
02:00:00 - 02:59:59	44
03:00:00 - 03:59:59	33
04:00:00 - 04:59:59	38
05:00:00 - 05:59:59	33
06:00:00 - 06:59:59	59
07:00:00 - 07:59:59	81
08:00:00 - 08:59:59	121
09:00:00 - 09:59:59	126
10:00:00 - 10:59:59	121
11:00:00 - 11:59:59	126
12:00:00 - 12:59:59	125
13:00:00 - 13:59:59	119
14:00:00 - 14:59:59	135
15:00:00 - 15:59:59	124
16:00:00 - 16:59:59	107
17:00:00 - 17:59:59	118
18:00:00 - 18:59:59	123
19:00:00 - 19:59:59	96
20:00:00 - 20:59:59	94
21:00:00 - 21:59:59	78
22:00:00 - 22:59:59	74
23:00:00 - 23:59:59	69



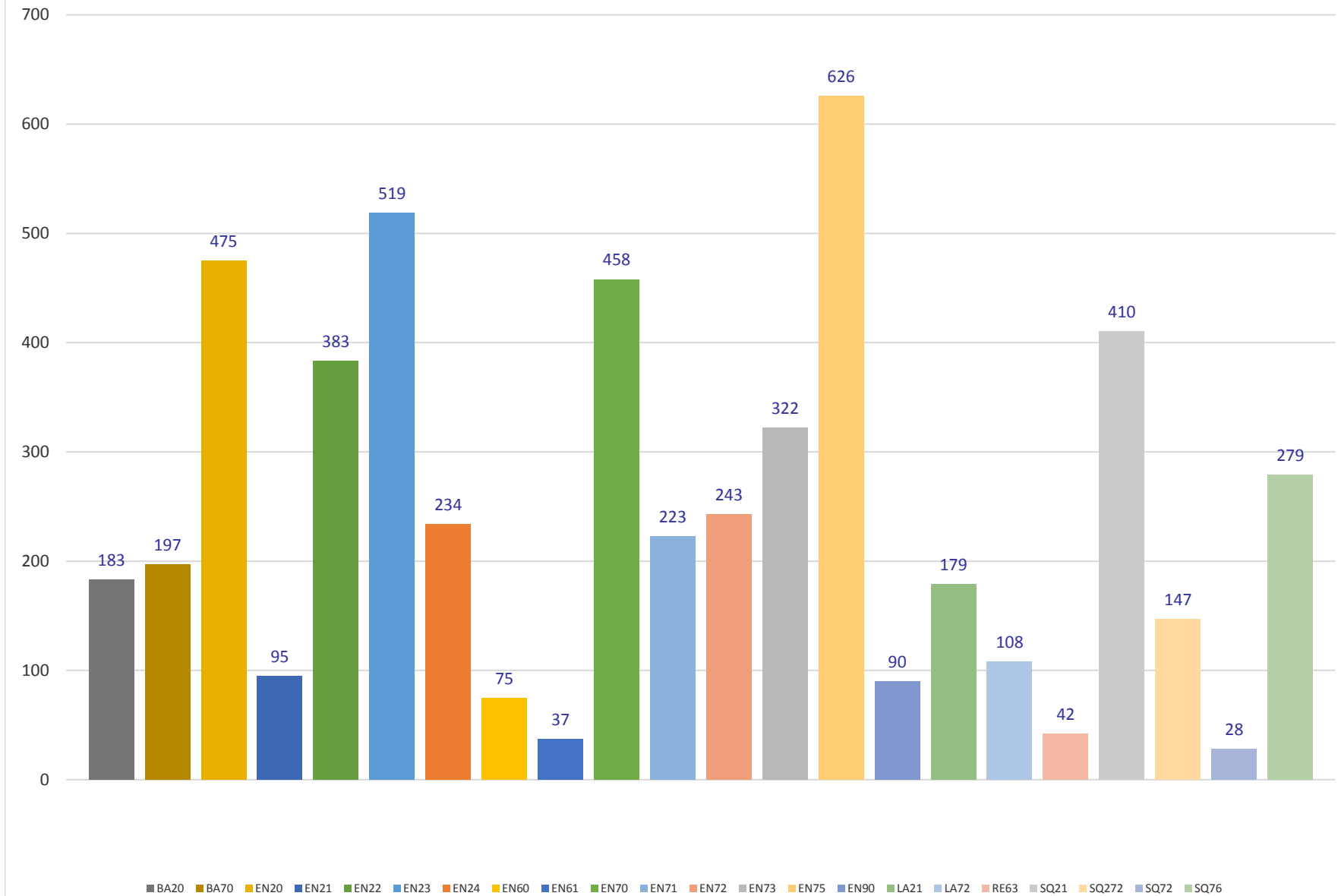
Day of Week	Number of Incidents
01 - Sunday	288
02 - Monday	326
03 - Tuesday	268
04 - Wednesday	288
05 - Thursday	321
06 - Friday	309
07 - Saturday	337



Apparatus Responses 2021

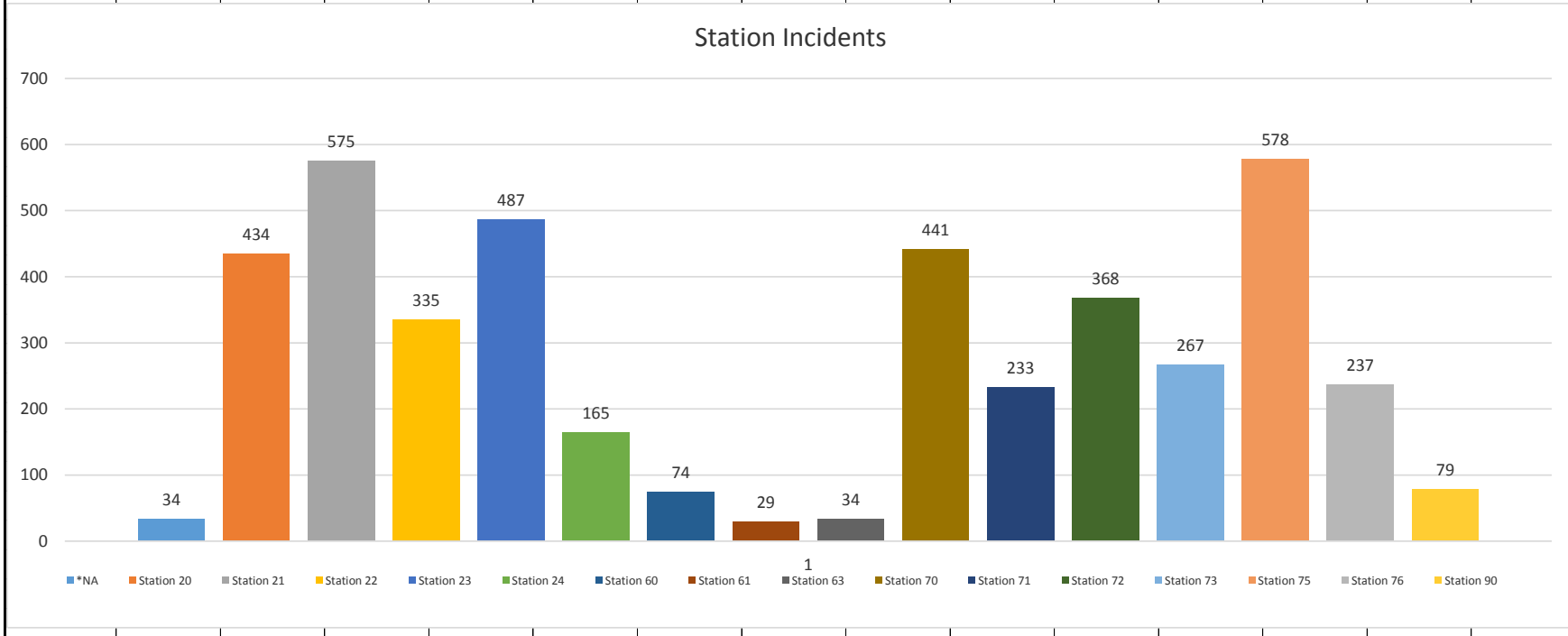
UNIT	Jan.	Feb	Mar	Apr	May	Jun	Jul	Aug	Sep	Oct	Nov	Dec	TOTAL	
N/A													0	0.00%
AT23	4	1											5	0.09%
AT63	1	3											4	0.07%
BA20	99	84											183	3.37%
BA70	109	88											197	3.63%
BO60													0	0.00%
BO90	8	1											9	0.17%
BR21	3	2											5	0.09%
BR22	1	2											3	0.06%
BR71	4	3											7	0.13%
BR72	1	4											5	0.09%
BR73	2	2											4	0.07%
CA223	2	1											3	0.06%
CH200													0	0.00%
CH210		1											1	0.02%
CH220													0	0.00%
EN20	240	235											475	8.74%
EN21	77	18											95	1.75%
EN22	190	193											383	7.05%
EN23	269	250											519	9.55%
EN24	125	109											234	4.31%
EN25													0	0.00%
EN60	37	38											75	1.38%
EN61	22	15											37	0.68%
EN70	242	216											458	8.43%
EN71	106	117											223	4.10%
EN72	68	175											243	4.47%
EN73	174	148											322	5.93%
EN75	337	289											626	11.52%
EN90	55	35											90	1.66%
LA21	75	104											179	3.29%
LA72	108												108	1.99%
RE63	28	14											42	0.77%
SQ21	214	196											410	7.55%
SQ272	99	48											147	2.71%
SQ72	17	11											28	0.52%
SQ76	139	140											279	5.13%
WT20	5	5											10	0.18%
WT60	2												2	0.04%
WT63	4	2											6	0.11%
WT70	6	3											9	0.17%
WT71	4	4											8	0.15%
	2877	2557	0	0	0	0	0	0	0	0	0	0	5434	

Apparatus Responses YTD

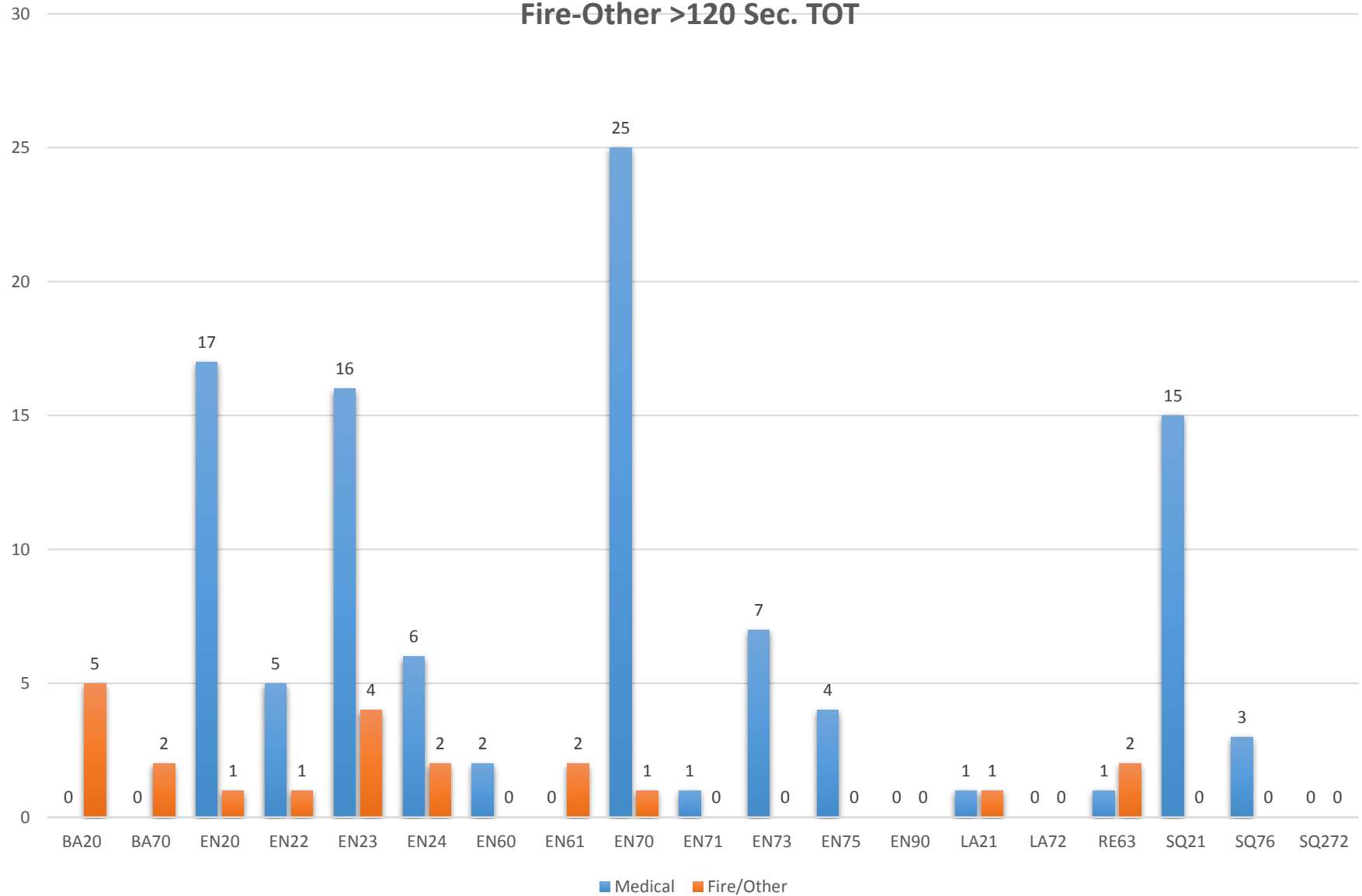


Responses by Station

Station	Jan	Feb	Mar	Apr	May	Jun	Jul	Aug	Sep	Oct	Nov	Dec	Total	
*NA	15	19											34	0.78%
Station 20	219	215											434	9.93%
Station 21	300	275											575	13.16%
Station 22	167	168											335	7.67%
Station 23	254	233											487	11.14%
Station 24	84	81											165	3.78%
Station 60	39	35											74	1.69%
Station 61	18	11											29	0.66%
Station 63	22	12											34	0.78%
Station 70	235	206											441	10.09%
Station 71	111	122											233	5.33%
Station 72	191	177											368	8.42%
Station 73	146	121											267	6.11%
Station 75	309	269											578	13.23%
Station 76	118	119											237	5.42%
Station 90	49	30											79	1.81%
	2277	2093	0	0	0	0	0	0	0	0	0	0	4370	100.00%



Apparatus Report February 2021
Monthly Medical >90 Sec. TOT
Fire-Other >120 Sec. TOT

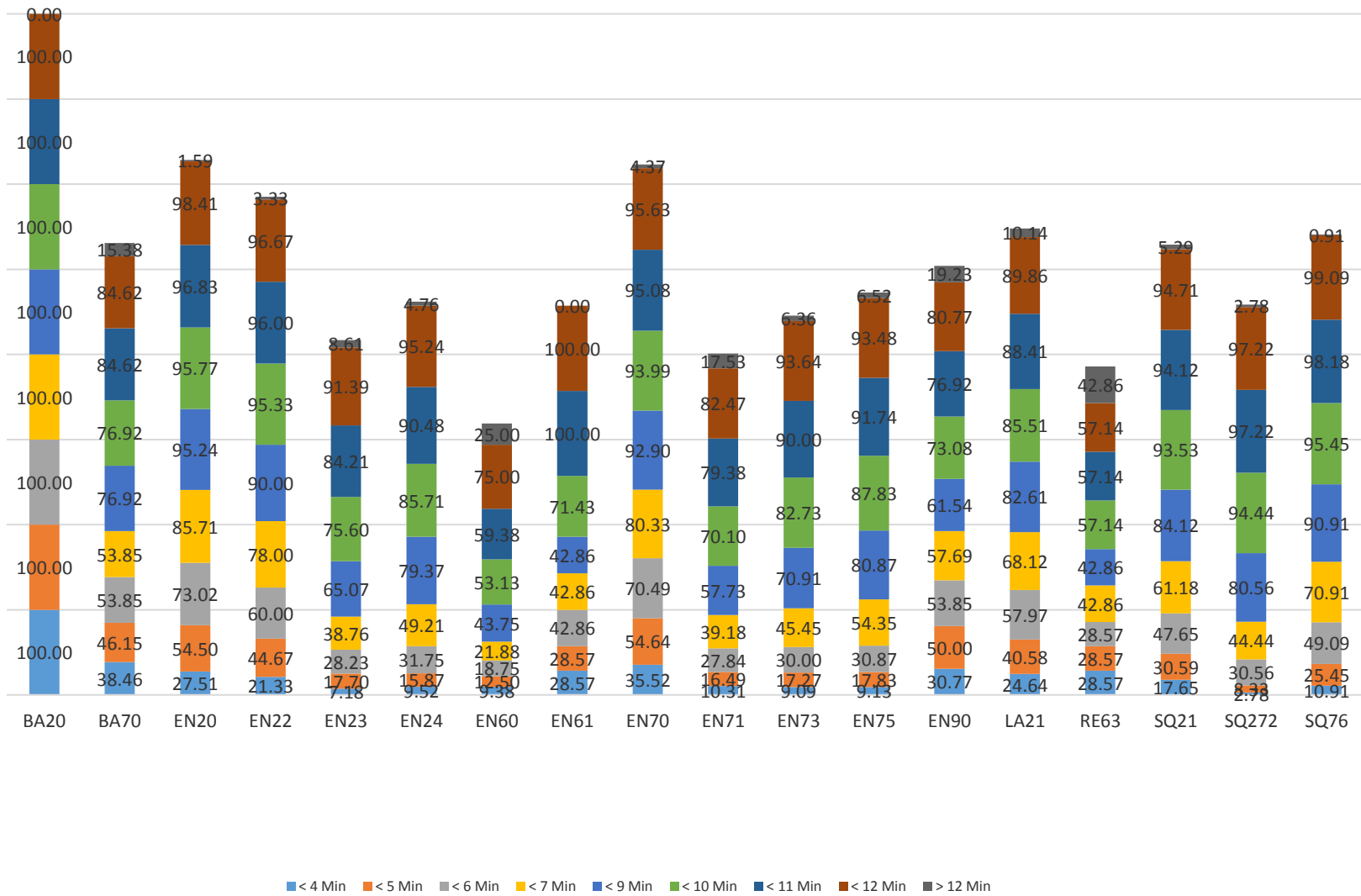


GREATER NAPLES FRACTILE TRAVEL TIMES

FROM 2/1/2021 TO 2/28/2021

Unit	< 4 Min	< 5 Min	< 6 Min	< 7 Min	< 9 Min	< 10 Min	< 11 Min	< 12 Min	> 12 Min
BA20	100.00	100.00	100.00	100.00	100.00	100.00	100.00	100.00	0.00
BA70	38.46	46.15	53.85	53.85	76.92	76.92	84.62	84.62	15.38
EN20	27.51	54.50	73.02	85.71	95.24	95.77	96.83	98.41	1.59
EN22	21.33	44.67	60.00	78.00	90.00	95.33	96.00	96.67	3.33
EN23	7.18	17.70	28.23	38.76	65.07	75.60	84.21	91.39	8.61
EN24	9.52	15.87	31.75	49.21	79.37	85.71	90.48	95.24	4.76
EN60	9.38	12.50	18.75	21.88	43.75	53.13	59.38	75.00	25.00
EN61	28.57	28.57	42.86	42.86	42.86	71.43	100.00	100.00	0.00
EN70	35.52	54.64	70.49	80.33	92.90	93.99	95.08	95.63	4.37
EN71	10.31	16.49	27.84	39.18	57.73	70.10	79.38	82.47	17.53
EN73	9.09	17.27	30.00	45.45	70.91	82.73	90.00	93.64	6.36
EN75	9.13	17.83	30.87	54.35	80.87	87.83	91.74	93.48	6.52
EN90	30.77	50.00	53.85	57.69	61.54	73.08	76.92	80.77	19.23
LA21	24.64	40.58	57.97	68.12	82.61	85.51	88.41	89.86	10.14
RE63	28.57	28.57	28.57	42.86	42.86	57.14	57.14	57.14	42.86
SQ21	17.65	30.59	47.65	61.18	84.12	93.53	94.12	94.71	5.29
SQ272	2.78	8.33	30.56	44.44	80.56	94.44	97.22	97.22	2.78
SQ76	10.91	25.45	49.09	70.91	90.91	95.45	98.18	99.09	0.91

Fractile Report





**GREATER NAPLES FIRE RESCUE DISTRICT
BOARD OF FIRE COMMISSIONERS
Action Item Worksheet**

OLD BUSINESS

Agenda Item: II. B.
Subject: Vacant Land Update
Meeting Date: March 9, 2021
Prepared: Nolan J. Sapp, Fire Chief Interim

BACKGROUND

With the purchase of the 10 acres Greater Naples Fire Rescue (GNFD) Complex in the wings, of which the District is conducting due diligence with an expected close of on or before April 27, 2021, the staff has been requested to report on all the properties in the GNFD inventory. Four properties are in play.

The first is 11109 Tamiami Trail East .53 Acres+-118' +- x 200' +-. Staff recommends maintaining ownership of this property and consider to use it for the new Fire Station 21.

The second is 12901 Lake Park Blvd / US 41 1 ½ Acres +- Buildable, 400' +- 396' +-. The District is still waiting on an appraisal of the property and an offer to be made by Collier County.

The last two properties the District could declare surplus are 244 Sabal Palm Road 1.35 Acres +- and 4711 Outer Drive, Tamiami Trail & Thomason Drive 2 Acres +-.

The District should solicit Realtors to bring back comparable land sales to provide a listing price, how much commission they would charge, and finally how they would market the properties. When the information is brought back to the board at a future meeting, the board will have information to make a decision if they should declare the properties surplus and list them for sale.

RECOMMENDATION

The District should solicit Realtors to bring back comparable land sales and provide a possible listing price, how much commission they would charge, and finally how they would market the properties.

FUNDING SOURCE / FINANCIAL IMPACT

NA

POTENTIAL MOTION

Move to direct staff to solicit proposals for real-estate services for the possible sale of two properties held by GNFD, proposals should include comparable land prices to provide a listing price, how much commission they would charge, and finally how they would market the properties.



NEW BUSINESS

Agenda Item: III.A.
Subject: Resolution 2021-001 Distribution of FCO funds
Meeting Date: March 9, 2021
Prepared: Nolan J. Sapp, Fire Chief Interim

BACKGROUND:

The District had remained the Administrative District of the Fire Code Officials Interlocal agreement, since its' dissolution in 2014. As per Release and Hold Harmless and Indemnification Agreement (Agreement) when the former employees Other Post-Employment Benefits expired and all expenses are paid, the agreement is to terminate in totality and a final distribution of funds is to occur, per established percentages.

RECOMMENDATION:

Staff recommends making the final payouts per the Agreement and close the FCO checking account.

FUNDING SOURCE / FINANCIAL IMPACT: FCO Checking Account

Balance	\$364,134.05	
North Collier	54%	\$196,632.38
Greater Naples	41.08%	\$149,586.26
Ochopee	.82%	\$ 2,985.92
Immokalee	4.10%	\$ 14,929.49

*Plus March interest

POTENTIAL MOTION:

I move to authorize the Finance Director to make final distributions per the agreed upon percentages to the prior FCO participant Districts as stated in Resolution 2021-001.



GREATER NAPLES FIRE RESCUE DISTRICT

RESOLUTION 2021-001

PROVIDING AUTHORIZATION BY RESOLUTION FOR THE FINAL DISSOLUTION OF THE FCO OFFICE AGREEMENT, AND TO FACILITATE DISTRIBUTION OF THE REMAINING FUNDS.

WHEREAS, the North Naples Fire Control and Rescue District, Golden Gate Fire Control and Rescue District, Big Corkscrew Island Fire Control and Rescue District, Immokalee Fire Control District, East Naples Fire Control and Rescue District, Ochopee Fire District, Isles of Capri Municipal Rescue and Fire Services Taxing District entered into an Interlocal Agreement for the operation of the Fire Code Official (“FCO”) office dated January 28, 2003 (the “Agreement”);

WHEREAS, the Greater Naples Fire Rescue District, has been operating as the Administrative District (DISTRICT),

WHEREAS, the Fire Code Office was official dissolved by Resolution 2015-07 on 5/12/2015;

WHEREAS, the Agreement required the District, as the Administrative District, to maintain an Other Post Employment Benefit Plan (OPEB) for the FCO office employees who served under the Agreement;

WHEREAS, the OPEB period has been completed and all former employee benefits have terminated;

WHEREAS, Upon completion of OPEB period there are no expected expenses to come from the FCO checking account, therefore authorization to close said account is warranted;

WHEREAS, As duly executed, the original 2015 release and hold harmless and indemnification agreement executed by the partnering Districts remains in full effect;

NOW, THEREFORE, BE IT RESOLVED that the Commissioners of the District, in a meeting assembled on March 9th, 2021 in Collier County, Florida hereby adopt the following resolution:

1. Within thirty (30) days the remaining funds of the FCO office shall be distributed as follows: 54% thereof to North Collier Fire Control and Rescue District (former North Naples Fire Control and Rescue District and Big Corkscrew Island Fire Control and Rescue District); 41.08% thereof to Greater Naples Fire Rescue District (former East

Naples Fire Control and Rescue District and Golden Gate Fire Control and Rescue District and the Isles of Capri MSTU); 4.10% thereof to Immokalee Fire Control District; .82% thereof to Ochopee Fire District;

2. At the expiration of thirty (30) days after the distribution of the FCO Funds in the percentages set forth in paragraph 1 above, the Agreement shall be deemed totally terminated for all purposes; and
3. The District, and/or its duly authorized designees, are hereby authorized and directed to take any and all actions and to execute any and all documents necessary to fulfill and carryout the purposes and intent of this resolution.

Duly passed and adopted by the Board of Fire Commissioners of the Greater Naples Fire Rescue District on this 9th Day of March, 2021 by a vote of ____ in favor and ____ opposed.

Chairman Kevin Gerrity

Commissioner Nick Biondo

Commissioner Charles Cottiers

Commissioner Dave Stedman

Commissioner Al Duffy



**GREATER NAPLES FIRE RESCUE DISTRICT
BOARD OF FIRE COMMISSIONERS
Action Item Worksheet**

NEW BUSINESS

Agenda Item: III.B.
Subject: Resolution 2021-002 Executive Staff Authorization White Lake
Meeting Date: March 9, 2021
Prepared: Nolan J. Sapp, Fire Chief Interim

BACKGROUND:

The District has entered in the purchase and planning phase of the White Lake property, as required by several entities is the authorization to act on behalf of the District during the process.

RECOMMENDATION:

Staff recommends authorizing Chief Officers to act on behalf of the District in the purchasing and planning phase of the White Lake property.

FUNDING SOURCE / FINANCIAL IMPACT:

N/A

POTENTIAL MOTION:

I move to approve Resolution 2021-02, thereby authorizing said Chief Officers to act on behalf of the District for the White Lake property.



RESOLUTION 2021-02

PROVIDING AUTHORIZATION TO STAFF IN RELATION TO THE PURCHASE, PLANNING, AND REGULATOR REQUIREMENTS OF THE WHITE LAKE PROPERTY; EXECUTION OF NECESSARY DOCUMENTS BY EXECUTIVE CHIEF OFFICERS FOR THE WHITE LAKE PROPERTY.

WHEREAS, Chapter 2014-240, Laws of Florida, provides that the name of the District is the Greater Naples Fire Rescue District; and,

WHEREAS, The Board of Fire Commissioners authorized the purchase, due diligence, and planning of 10+/- acres in the White Lake Commence Park (known as the White Lake Property),

WHEREAS, During the processes of loan closing, property development, permitting and other necessary planning functions on behalf of the District for development of said property, it is necessary for signature authorization,

WHEREAS, The Board of Fire Commissioners authorize the following Chief Executive Officers; Chief J. Nolan Sapp, Assistant Chief Wayne Martin, Assistant Chief Shawn Hanson, and Director Tara Bishop to facilitate the documents be it hereby,

RESOLVED, that it be the duty of said officers to act on behalf of the Greater Naples Fire Rescue District as authorized signatories to execute all necessary documents associated with the White Lake property,

We, the undersigned hereby, certify that the Greater Naples Fire Rescue District Board of Fire Commissioners is comprised of five members, of whom ____, constituting a quorum, were present at a meeting duly and regularly called, noticed, convened and held this 9th day of March, 2020, and that the foregoing Resolution was duly adopted at said meeting by the affirmative vote of ____ members, and opposed by ____ members, and that said Resolution has been duly recorded in the Official Records and is in full force and effect.

Chairman Kevin Gerrity

Commissioner Nick Biondo

Commissioner Charles Cottiers

Commissioner Al Duffy

Commissioner David Stedman