



**AGENDA**  
**GREATER NAPLES FIRE RESCUE DISTRICT**  
**BOARD OF FIRE COMMISSIONERS MEETING**  
**February 9, 2020**

**I. MEETING OPENED**

- A. Pledge of Allegiance and Invocation
- B. Consent Agenda  
*All matters listed under this item are considered routine and action will be taken by one motion without separate discussion of each item; if discussion is desired by a member of the Board, that item(s) will be removed from the Consent Agenda and considered separately.*
  - 1. Treasurer Report - Director Bishop
  - 2. Disposition of Fixed Assets
- C. Approval, Additions and Deletions to the Agenda
- D. Approval of the GNFD Minutes January 12, 2021
- E. Fire Chief's District Report - Chief Sapp
  - 1. Line of Duty Deaths Moment of Silence
- F. Chapter 175 FFs' Pension Plan – Chairman Tim Sims
- G. Local 2396 Report – President Joey Brown

**II. OLD BUSINESS**

- A. Executive Session
- B. Fire Chief Selection Committee Update- Commissioner Stedman
- C. AIW- District Property Contract/ Financing

**III. NEW BUSINESS**

- A. MOU- Battalion Commander/Battalion Chief Positional Vacancies- Chief Sapp
- B. Public Comment for items not on the Agenda
- C. Comments by Commissioners

**ADJOURNMENT**

Next Regular Scheduled Board Meeting March 9, 2021



**AGENDA**  
**GREATER NAPLES FIRE RESCUE DISTRICT**  
**BOARD OF FIRE COMMISSIONERS MEETING**  
**February 9, 2020**

**I. MEETING OPENED**

- A. Pledge of Allegiance and Invocation
- B. Consent Agenda  
*All matters listed under this item are considered routine and action will be taken by one motion without separate discussion of each item; if discussion is desired by a member of the Board, that item(s) will be removed from the Consent Agenda and considered separately.*
  - 1. Treasurer Report - Director Bishop 1-15
  - 2. Disposition of Fixed Assets 21-002- Assistant Chief Martin 16
- C. Approval, Additions and Deletions to the Agenda
- D. Approval of the GNFD Minutes January 12, 2021 17-19
- E. Fire Chief's District Report - Chief Sapp 20-23
  - 1. Line of Duty Deaths Moment of Silence
- F. Chapter 175 FFs' Pension Plan – Chairman Tim Sims
- G. Local 2396 Report – President Joey Brown

**II. OLD BUSINESS**

- A. Executive Session
- B. Successor Collective Bargaining Agreement – Fire Chief Sapp
- C. Fire Chief Selection Committee Update- Commissioner Stedman
- D. AIW- District Property Contract/ Financing- White Lake Property 24-25

**III. NEW BUSINESS**

- A. MOU- Battalion Commander/Battalion Chief Positional Vacancies- Fire Chief Sapp 26-27
- B. Public Comment for items not on the Agenda
- C. Comments by Commissioners

**ADJOURNMENT**

Next Regular Scheduled Board Meeting March 9, 2021

**Balance Sheet**  
**As of 1/31/2021**

**Greater Naples Fire Rescue District (GNF)**

<b>Assets</b>			
<b>CASH IN BANK</b>			
10100-001-0000-003	DENTAL ACCOUNT (GNFRD)	\$ 95,717.04	
10100-001-0000-004	HEALTH FUND (GNFRD)	\$ 66,544.31	
10100-001-0000-005	UHC - MEDICARE - GNFRD	\$ 59,213.49	
10100-001-0000-010	PURCHASING CARD	\$ 12,569.81	
10100-001-0001-002	OPERATIONS GENERAL FUND	\$ 24,603,578.69	
10100-001-0003-003	PAYROLL CASH IN BANK	\$ 315,379.66	
10100-001-0015-000	DEBT SERVICE RESERVE FUND	\$ 722,924.70	
10100-001-0200-000	FIRST FLORIDA INTEGRITY BANK	\$ 2,102,976.46	
	<b>Total CASH IN BANK:</b>		\$ 27,978,904.16
<b>ACCOUNTS RECEIVABLE</b>			
11500-001-0001-000	COLLIER COUNTY RECEIVABLE	\$ 18,974.67	
11500-001-0003-000	EMPLOYEE RECEIVABLE	\$ 11,424.14	
11500-001-0007-000	MISCELLANEOUS RECEIVABLE	\$ 52,293.25	
11500-001-0008-000	MISC. RECEIVABLE- PREVENTION	\$ 31,135.00	
11500-001-0011-000	RETURNED CHECKS	\$ 160.00	
11500-001-0013-000	FALSE ALARM RECEIVABLE	\$ 2,735.43	
	<b>Total ACCOUNTS RECEIVABLE:</b>		\$ 116,722.49
<b>DUE FROM OTHER FUNDS</b>			
13100-001-0003-000	DUE FROM FOUNDATION TO GENERAL FUND	\$ 538.31	
13200-900-0001-001	DUE FROM MM63 FOR SET UP	\$ 175,000.00	
	<b>Total DUE FROM OTHER FUNDS:</b>		\$ 175,538.31
<b>PROPERTY HELD FOR SALE</b>			
15000-001-0000-000	PROPERTY HELD FOR SALE	\$ 1,000,000.00	
	<b>Total PROPERTY HELD FOR SALE:</b>		\$ 1,000,000.00
<b>PREPAID</b>			
15500-001-0000-000	PREPAID EXPENSES	\$ 6,220.09	
15500-001-0001-000	PREPAID INSURANCE	\$ 822,519.64	
15500-001-0004-000	DEPOSIT IN ZENNITH FOR GRIT CLAIMS	\$ 20,732.79	
	<b>Total PREPAID:</b>		\$ 849,472.52
	<b>Total Assets:</b>		<u><u>\$ 30,120,637.48</u></u>
<b>Liabilities</b>			
<b>VOUCHER PAYABLE</b>			
20100-001-0000-001	VOUCHERS PAYABLE	\$-1,119.63	
20100-001-0000-002	AFLAC - PRE TAX	\$ 7,122.58	
20100-001-0000-003	AFLAC - POST TAX	\$ 3,502.74	
20100-001-0000-006	EE CONTRIB TO DEF COMP - NW (457)	\$-125.00	
20100-001-0000-009	EE ELECTIVE LIFE INS - STANDARD INS	\$-726.70	
20100-001-0000-010	EE CONTRIBUTION TO FRS	\$ 28,944.13	
20100-001-0000-012	EE CONTRIB TO 175 RETIREMENT	\$ 1.21	
20100-001-0000-013	FSA CONTRIBUTION	\$-6,454.67	
20100-001-0000-014	GARNISHMENT	\$ 215.27	
20100-001-0000-019	DISTRICT 457 NW MATCH	\$ 500.00	
20100-001-0000-022	FSA Contributions from Prior Year	\$ 26,137.32	
20100-001-0000-025	DISTRICT 457 FL MATCH	\$ 175.00	
	<b>Total VOUCHER PAYABLE:</b>		\$ 58,172.25
<b>DUE TO OTHER FUNDS</b>			
20700-001-0001-000	DUE TO IMPACT FEE FUND FROM GENERAL	\$ 682,188.48	
	<b>Total DUE TO OTHER FUNDS:</b>		\$ 682,188.48
<b>ACCRUED WAGES PAYABLE</b>			

Run Date: 2/5/2021 5:14:19PM  
G/L Date: 1/31/2021

Page: 1

**Balance Sheet**  
**As of 1/31/2021**

**Greater Naples Fire Rescue District (GNF)**

		(Continued)	
<b>ACCRUED WAGES PAYABLE</b>			
21600-001-0000-000	ACCRUED WAGES PAYABLE	\$ 98,000.00	
	<b>Total ACCRUED WAGES PAYABLE:</b>		\$ 98,000.00
<b>OTHER CURRENT LIABILITIES</b>			
22900-001-0001-000	GRIT BANKRUPTCY DISPURSEMENT	\$ 32,404.42	
	<b>Total OTHER CURRENT LIABILITIES:</b>		\$ 32,404.42
	<b>Total Liabilities:</b>		\$ 870,765.15
<b>Equity</b>			
<b>PREPAID EXPENSES</b>			
27300-000-0000-001	PREPAID EXPENSES	\$ 371,170.76	
27300-000-0000-002	LAND HELD FOR SALE	\$ 1,000,000.00	
	<b>Total PREPAID EXPENSES:</b>		\$ 1,371,170.76
<b>FUND BALANCE</b>			
28100-001-0000-000	FUND BALANCE - RESTRICTED	\$ 697,321.00	
28300-001-0000-000	FUND BALANCE ASSIGNED	\$ 168,700.00	
28400-001-0000-000	FUND BALANCE - UNASSIGNED	\$ 6,284,093.71	
28400-001-0000-002	Retained Earnings-Current Year	\$ 20,057,247.75	
28400-001-0000-002	FUND BALANCE CURRENT YEAR	\$ 671,340.64	
	<b>Total FUND BALANCE:</b>		\$ 27,878,703.10
	<b>Total Equity:</b>		\$ 29,249,873.86
	<b>Total Liabilities &amp; Equity:</b>		\$ 30,120,639.01

**GNFRD INCOME STATEMENT**  
**For The 4 Periods Ended 1/31/2021**

**Greater Naples Fire Rescue District (GNF)**

		Period to Date	%	ORIGINAL PTD Budget	%	Year to Date	%	ORIGINAL Annual Budget	%
<b>Revenue</b>									
<b>TAXES</b>									
31100-001-0000-001	AD VALOREM	1,646,943.68	81.52	2,663,461.33	89.72	29,128,536.46	92.17	31,961,535.80	89.72
31100-001-0000-002	PRIOR YEAR TAXES	5,313.70	0.26	291.66	0.01	5,722.87	0.02	3,500.00	0.01
31100-001-0000-003	WARRANT DISTRIBUTIONS	0.00	0.00	208.33	0.01	29,696.78	0.09	2,500.00	0.01
31100-001-0000-004	COUNTY HELD DISTRIBUTIONS	0.00	0.00	12.50	0.00	235.68	0.00	150.00	0.00
31100-001-0000-005	AD VALOREM INTEREST	2,689.26	0.13	125.00	0.00	2,689.26	0.01	1,500.00	0.00
31100-001-0000-007	EXCESS FEES	0.00	0.00	8,333.33	0.28	0.00	0.00	100,000.00	0.28
31100-001-2060-012	AD VALOREM - OCHOPEE	0.00	0.00	103,180.33	3.48	771,455.84	2.44	1,238,164.00	3.48
31100-001-2060-013	OCHOPEE MANAGEMENT FEE	0.00	0.00	47,091.66	1.59	0.00	0.00	565,100.00	1.59
<b>Total TAXES:</b>		1,654,946.64	81.91	2,822,704.14	95.08	29,938,336.89	94.73	33,872,449.80	95.08
<b>INSPECTION FEES NEW</b>									
32901-001-0000-010	INSPECTION FEES NEW CONSTRUCTI	79,813.97	3.95	37,500.00	1.26	231,528.08	0.73	450,000.00	1.26
32901-001-0000-011	TIMED INSP/RE-INSP FEES NEW CONS	450.00	0.02	625.00	0.02	2,075.00	0.01	7,500.00	0.02
32901-001-0000-012	RE-INSPECTON - NEW	2,025.00	0.10	3,750.00	0.13	13,425.00	0.04	45,000.00	0.13
32901-001-0000-014	KEY BOX INSPECTION - NEW	0.00	0.00	83.33	0.00	0.00	0.00	1,000.00	0.00
32901-001-0000-015	HYDRANT THRUST BLOCK	100.00	0.00	416.66	0.01	1,700.00	0.01	5,000.00	0.01
32901-001-0000-016	HYDRANT THRUST BLOCK RE-INSP	0.00	0.00	41.66	0.00	75.00	0.00	500.00	0.00
32901-001-0000-017	FIRE FLOWS	450.00	0.02	1,708.33	0.06	6,150.00	0.02	20,500.00	0.06
32901-001-0000-018	FIRE FLOW RE-INSPECTION	750.00	0.04	208.33	0.01	1,350.00	0.00	2,500.00	0.01
32901-001-0000-019	PLAN REVIEWS	0.00	0.00	0.00	0.00	100.00	0.00	0.00	0.00
32901-001-2060-000	INSPECTION FEES NEW - OCHOPEE	0.00	0.00	291.66	0.01	0.00	0.00	3,500.00	0.01
<b>Total INSPECTION FEES NEW:</b>		83,588.97	4.14	44,624.97	1.50	256,403.08	0.81	535,500.00	1.50
<b>INSPECTION FEES EXISTING</b>									
32910-001-1000-110	INSP. FEES EXISTING - TIMED	0.00	0.00	62.50	0.00	225.00	0.00	750.00	0.00
32910-001-1000-111	OCCUPATIONAL INSPECTION	1,190.00	0.06	2,000.00	0.07	9,000.00	0.03	24,000.00	0.07
32910-001-1000-112	RE-INSPECTION FEES - EXISTING	800.00	0.04	20.83	0.00	800.00	0.00	250.00	0.00
32910-001-1000-113	INSPECTION FEES 0 - 3,000 SQ FT EXIS	0.00	0.00	291.67	0.01	375.00	0.00	3,500.00	0.01
32910-001-1000-114	INSPECTION FEES 3,001 - 30,000 SQ FT	85.00	0.00	250.00	0.01	785.00	0.00	3,000.00	0.01
32910-001-1000-115	INSPECTION FEES 30,001 - 100,000 SQ	0.00	0.00	295.83	0.01	900.00	0.00	3,550.00	0.01
32910-001-1000-116	INSPECTION FEES OVER 100,000 SQ F	0.00	0.00	500.00	0.02	500.00	0.00	6,000.00	0.02
32910-001-1000-117	KEY BOX INSPECTIONS - EXISTING	0.00	0.00	20.83	0.00	0.00	0.00	250.00	0.00
32910-001-1000-119	INSP. FEES APARTMENT/CONDO 4 BUI	0.00	0.00	20.83	0.00	0.00	0.00	250.00	0.00
<b>Total INSPECTION FEES EXISTING:</b>		2,075.00	0.10	3,462.49	0.12	12,585.00	0.04	41,550.00	0.12
<b>FEDERAL GRANTS</b>									
33100-001-0000-201	FEDERAL GRANTS AWARDED	0.00	0.00	6,032.17	0.20	1,000,000.00	3.16	72,386.00	0.20
33100-001-2050-012	GRANT - SAFER	221,896.09	10.98	39,673.83	1.34	221,896.09	0.70	476,086.00	1.34

**GNFRD INCOME STATEMENT**  
**For The 4 Periods Ended 1/31/2021**

**Greater Naples Fire Rescue District (GNF)**

		Period to Date	%	ORIGINAL PTD Budget	%	Year to Date	%	ORIGINAL Annual Budget	%
<b>Total FEDERAL GRANTS:</b>		221,896.09	10.98	45,706.00	1.54	1,221,896.09	3.87	548,472.00	1.54
<b>FIREFIGHTERS SUPPLEMENT INCOME</b>									
33500-001-0000-210	FIREFIGHTER SUPPLEMENTAL INCOMI	0.00	0.00	5,416.67	0.18	17,480.00	0.06	65,000.00	0.18
33500-001-0000-290	MARC UNIT - STATE OF FLORIDA	0.00	0.00	12,458.33	0.42	71,480.23	0.23	149,500.00	0.42
<b>Total FIREFIGHTERS SUPPLEMENT INCOME:</b>		0.00	0.00	17,875.00	0.60	88,960.23	0.28	214,500.00	0.60
<b>FIRE &amp; LIFE SAFETY CHARGES &amp; FEES</b>									
34200-001-0000-202	REIMBURSEMENT FOR OT	0.00	0.00	833.33	0.03	400.00	0.00	10,000.00	0.03
34200-001-0000-203	FALSE ALARMS	0.00	0.00	2,500.00	0.08	400.00	0.00	30,000.00	0.08
34200-001-0000-206	ISO LETTERS	0.00	0.00	25.00	0.00	50.00	0.00	300.00	0.00
34200-001-0000-207	KEY BOXES SOLD	0.00	0.00	25.00	0.00	0.00	0.00	300.00	0.00
34200-001-0000-208	DUPLICATE NOC'S	10.00	0.00	166.67	0.01	140.00	0.00	2,000.00	0.01
34200-001-0000-209	DEFICIENCY REVIEWS	200.00	0.01	291.67	0.01	300.00	0.00	3,500.00	0.01
34200-001-0000-210	VARIANCE REQUESTS	300.00	0.01	250.00	0.01	600.00	0.00	3,000.00	0.01
34200-001-0000-211	FIRE WORK PERMITS	0.00	0.00	83.33	0.00	600.00	0.00	1,000.00	0.00
34200-001-0000-212	TRAINING DONE BY F & L SAFETY	0.00	0.00	25.00	0.00	70.00	0.00	300.00	0.00
34200-001-0000-904	SPECIAL EVENT INSPECTION FEES	0.00	0.00	166.67	0.01	150.00	0.00	2,000.00	0.01
34200-001-0000-905	OTHER F & L MISC. INCOME	0.00	0.00	166.67	0.01	346.46	0.00	2,000.00	0.01
<b>Total FIRE &amp; LIFE SAFETY CHARGES &amp; FEES:</b>		510.00	0.03	4,533.34	0.15	3,056.46	0.01	54,400.00	0.15
<b>INTEREST EARNINGS</b>									
36100-001-0000-001	INTEREST EARNINGS	3,811.16	0.19	13,166.67	0.44	12,643.79	0.04	158,000.00	0.44
<b>Total INTEREST EARNINGS:</b>		3,811.16	0.19	13,166.67	0.44	12,643.79	0.04	158,000.00	0.44
<b>RENTALS &amp; LEASES</b>									
36200-001-0000-002	CELL TOWER LEASE CONTRACT	3,465.70	0.17	6,250.00	0.21	13,665.37	0.04	75,000.00	0.21
36200-001-0000-003	PUBLIC SAFETY - STATION 21	0.00	0.00	600.00	0.02	638.55	0.00	7,200.00	0.02
36200-001-0000-004	PUBLIC SAFETY - STATION 22	0.00	0.00	344.00	0.01	818.46	0.00	4,128.00	0.01
36200-001-0000-005	PUBLIC SAAFEITY - STATION 23	600.00	0.03	300.00	0.01	1,500.00	0.00	3,600.00	0.01
36200-001-0000-006	PUBLIC SAFETY - STATION 20	0.00	0.00	750.00	0.03	0.00	0.00	9,000.00	0.03
<b>Total RENTALS &amp; LEASES:</b>		4,065.70	0.20	8,244.00	0.28	16,622.38	0.05	98,928.00	0.28
<b>DISPOSITION OF FIXED ASSETS</b>									
36400-001-0000-001	DISPOSITION OF FIXED ASSETS	0.00	0.00	833.33	0.03	0.00	0.00	10,000.00	0.03
<b>Total DISPOSITION OF FIXED ASSETS:</b>		0.00	0.00	833.33	0.03	0.00	0.00	10,000.00	0.03
<b>CONTRIBUTIONS AND DONATIONS</b>									
36600-001-0000-001	CONTRIBUTIONS AND DONATIONS	0.00	0.00	20.83	0.00	55.00	0.00	250.00	0.00
<b>Total CONTRIBUTIONS AND DONATIONS:</b>		0.00	0.00	20.83	0.00	55.00	0.00	250.00	0.00
<b>OTHER MISCELLANEOUS INCOME</b>									
36900-001-0000-902	FIRE MARSHALL MOU REIMBURSEMEN	0.00	0.00	3,750.00	0.13	0.00	0.00	45,000.00	0.13

**GNFRD INCOME STATEMENT**  
**For The 4 Periods Ended 1/31/2021**

**Greater Naples Fire Rescue District (GNF)**

		Period to Date	%	ORIGINAL PTD Budget	%	Year to Date	%	ORIGINAL Annual Budget	%
		(Continued)							
<b>OTHER MISCELLANEOUS INCOME</b>									
36900-001-0000-904	SHOP REVENUE	39,432.85	1.95	3,333.33	0.11	41,821.54	0.13	40,000.00	0.11
36900-001-0000-906	OTHER MISC. INCOME	6,509.78	0.32	41.67	0.00	6,615.70	0.02	500.00	0.00
36900-001-4010-046	VEHICLE REPAIR INSURANCE REIM.	3,496.70	0.17	416.67	0.01	3,496.70	0.01	5,000.00	0.01
<b>Total OTHER MISCELLANEOUS INCOME:</b>		49,439.33	2.45	7,541.67	0.25	51,933.94	0.16	90,500.00	0.25
<b>Total Revenue:</b>		2,020,332.89	100.00	2,968,712.44	100.00	31,602,492.86	100.00	35,624,549.80	100.00
<b>Gross Profit:</b>		2,020,332.89	100.00	2,968,712.44	100.00	31,602,492.86	100.00	35,624,549.80	100.00
<b>Expenses</b>									
<b>LEGISLATIVE SALARIES</b>									
51100-001-0000-011	LEGISLATIVE SALARIES (COMMISSION	2,500.00	0.12	2,708.33	0.09	8,214.25	0.03	32,500.00	0.09
<b>Total LEGISLATIVE SALARIES:</b>		2,500.00	0.12	2,708.33	0.09	8,214.25	0.03	32,500.00	0.09
<b>EXECUTIVE SALARIES &amp; WAGES</b>									
51200-001-0000-011	EXECUTIVE SALARIES	85,382.82	4.23	90,766.33	3.06	353,693.23	1.12	1,089,196.00	3.06
51200-001-0000-012	EXECUTIVE 175 PENSION CONTRACTU	406.64	0.02	395.83	0.01	1,683.50	0.01	4,750.00	0.01
<b>Total EXECUTIVE SALARIES &amp; WAGES:</b>		85,789.46	4.25	91,162.16	3.07	355,376.73	1.12	1,093,946.00	3.07
<b>ADMINISTRATIVE SALARIES</b>									
51300-001-1000-012	SALARIES - NON BARGAINING (ADMIN,	86,826.43	4.30	116,705.08	3.93	365,290.87	1.16	1,400,461.00	3.93
51300-001-1000-014	OVERTIME (NON-BARGAINING)	2,557.31	0.13	6,250.00	0.21	8,112.34	0.03	75,000.00	0.21
<b>Total ADMINISTRATIVE SALARIES:</b>		89,383.74	4.42	122,955.08	4.14	373,403.21	1.18	1,475,461.00	4.14
<b>BARGAINING UNIT SHIFT SALARIES &amp; WAGES</b>									
51310-001-2000-012	BARGAINING UNIT SALARIES - SHIFT	882,659.29	43.69	1,077,676.00	36.30	3,632,848.35	11.50	12,932,112.00	36.30
51310-001-2000-013	FIREFIGHTERS - PART TIME	0.00	0.00	10,416.67	0.35	0.00	0.00	125,000.00	0.35
51310-001-2000-014	OVERTIME - SHIFT	169,732.51	8.40	150,229.17	5.06	763,516.80	2.42	1,802,750.00	5.06
51310-001-2050-012	SAFER GRANT SALARIES -FF	53,937.08	2.67	104,306.00	3.51	221,171.01	0.70	1,251,672.00	3.51
51310-001-2050-014	SAFER GRANT OVERTIME - FF	0.00	0.00	4,166.67	0.14	12,376.06	0.04	50,000.00	0.14
<b>Total BARGAINING UNIT SHIFT SALARIES &amp; WAGES:</b>		1,106,328.88	54.76	1,346,794.51	45.37	4,629,912.22	14.65	16,161,534.00	45.37
<b>BARGAINING UNIT - NON SHIFT</b>									
51320-001-3000-012	SALARIES - FIRE & LIFE SAFETY	60,324.40	2.99	75,206.25	2.53	231,758.44	0.73	902,475.00	2.53
51320-001-3000-014	OVERTIME FIRE & LIFE SAFETY	1,871.53	0.09	8,333.33	0.28	4,471.63	0.01	100,000.00	0.28
<b>Total BARGAINING UNIT - NON SHIFT:</b>		62,195.93	3.08	83,539.58	2.81	236,230.07	0.75	1,002,475.00	2.81
<b>EARNINGS OTHER</b>									
51330-001-9000-011	DISPLACEMENT PAY	0.00	0.00	12.50	0.00	10.35	0.00	150.00	0.00
51330-001-9000-013	HOLIDAY	21.66	0.00	18,750.00	0.63	430.46	0.00	225,000.00	0.63
51330-001-9000-014	VACATION	0.00	0.00	10,833.33	0.36	1,719.00	0.01	130,000.00	0.36
51330-001-9000-015	SICK TIME	0.00	0.00	21,666.67	0.73	2,082.32	0.01	260,000.00	0.73
51330-001-9000-016	457 CONTRACTUAL	384.62	0.02	408.33	0.01	1,593.42	0.01	4,900.00	0.01

Run Date: 2/5/2021 5:12:57PM

Page: 3

G/L Date: 1/31/2021

**GNFRD INCOME STATEMENT**  
**For The 4 Periods Ended 1/31/2021**

**Greater Naples Fire Rescue District (GNF)**

		Period to Date	%	ORIGINAL PTD Budget	%	Year to Date	%	ORIGINAL Annual Budget	%
		(Continued)							
<b>EARNINGS OTHER</b>									
51330-001-9010-011	LIFE INSURANCE OVER \$50,000	0.00	0.00	0.00	0.00	5,991.00	0.02	0.00	0.00
51330-001-9010-012	LIFE INSURANCE OVER \$50,000	0.00	0.00	0.00	0.00	-5,991.00	-0.02	0.00	0.00
51330-001-9012-011	DISABILITY BENEFITS	0.00	0.00	0.00	0.00	47,245.81	0.15	0.00	0.00
51330-001-9012-012	NET DISABILITY BENEFITS	0.00	0.00	0.00	0.00	-47,245.81	-0.15	0.00	0.00
<b>Total EARNINGS OTHER:</b>		406.28	0.02	51,670.83	1.74	5,835.55	0.02	620,050.00	1.74
<b>DEBT SERVICE</b>									
51700-001-0000-071	DEBT SERVICE - PRINCIPAL PAYMENT	349.88	0.02	50,601.17	1.70	294,008.76	0.93	607,214.00	1.70
51700-001-0000-072	DEBT SERVICE - INTEREST PAYMENT	0.00	0.00	6,333.33	0.21	53,494.58	0.17	76,000.00	0.21
<b>Total DEBT SERVICE:</b>		349.88	0.02	56,934.50	1.92	347,503.34	1.10	683,214.00	1.92
<b>FICA TAXES</b>									
52201-001-0000-011	ER SS TAXES	81,237.93	4.02	88,419.58	2.98	331,947.59	1.05	1,061,035.00	2.98
52201-001-0000-012	ER MEDICARE TAXES	18,999.17	0.94	24,205.42	0.82	80,232.72	0.25	290,465.00	0.82
<b>Total FICA TAXES:</b>		100,237.10	4.96	112,625.00	3.79	412,180.31	1.30	1,351,500.00	3.79
<b>RETIREMENT CONTRIBUTIONS</b>									
52202-001-0010-022	FRS CONTRIBUTIONS	363,318.26	17.98	220,158.67	7.42	806,628.64	2.55	2,641,904.00	7.42
52202-001-0011-022	175 RETIREMENT PLAN CONTRIBUTION	45,081.14	2.23	46,176.42	1.56	220,250.54	0.70	554,117.00	1.56
52202-001-0012-022	NATIONWIDE RETIREMENT PLAN	3,296.84	0.16	3,575.00	0.12	14,777.68	0.05	42,900.00	0.12
52202-001-0013-022	DISTRICT DEF COMP MATCH - NW	1,000.00	0.05	975.00	0.03	5,000.00	0.02	11,700.00	0.03
52202-001-0014-022	DISTRICT DEF COMP FL MATCH	300.00	0.01	1,137.50	0.04	1,600.00	0.01	13,650.00	0.04
<b>Total RETIREMENT CONTRIBUTIONS:</b>		412,996.24	20.44	272,022.59	9.16	1,048,256.86	3.32	3,264,271.00	9.16
<b>LIFE AND HEALTH INSURANCE</b>									
52205-001-0010-023	INS BENEFITS FIXED - DENTAL	1,226.55	0.06	1,274.08	0.04	4,392.43	0.01	15,289.00	0.04
52205-001-0011-023	INSURANCE BENEFITS FIXED - LIFE INS	5,048.76	0.25	3,916.67	0.13	20,145.63	0.06	47,000.00	0.13
52205-001-0012-023	INS BENEFITS FIXED - MEDICAL	276,893.62	13.71	254,997.75	8.59	1,071,826.41	3.39	3,059,973.00	8.59
52205-001-0013-023	INS BENEFITS FIXED - STD/LTD	13,031.60	0.65	13,200.00	0.44	51,852.53	0.16	158,400.00	0.44
52205-001-0014-023	INS BENEFITS FIXED - VISION	2,346.55	0.12	2,814.00	0.09	9,459.26	0.03	33,768.00	0.09
52205-001-0015-023	INS BENEFITS - DENTAL CLAIMS	14,362.87	0.71	13,166.67	0.44	43,021.45	0.14	158,000.00	0.44
52205-001-0016-023	INS BENEFITS - MEDICAL HRA	66,504.69	3.29	55,532.58	1.87	248,018.37	0.78	666,391.00	1.87
<b>Total LIFE AND HEALTH INSURANCE:</b>		379,414.64	18.78	344,901.75	11.62	1,448,716.08	4.58	4,138,821.00	11.62
<b>WORKERS COMPENSATION</b>									
52210-001-0010-024	WORKERS COMPENSATION PREMIUM	80,114.42	3.97	48,041.92	1.62	199,829.68	0.63	576,503.00	1.62
52210-001-0011-024	EE WORKERS COMP CHECKS	-3,598.90	-0.18	0.00	0.00	-24,812.91	-0.08	0.00	0.00
52210-001-0012-024	EXPENSES FOR GRIT CLAIMANTS	0.00	0.00	208.33	0.01	222.99	0.00	2,500.00	0.01
<b>Total WORKERS COMPENSATION:</b>		76,515.52	3.79	48,250.25	1.63	175,239.76	0.55	579,003.00	1.63
<b>UNEMPLOYMENT COMPENSATION</b>									
52215-001-0000-025	RE-EMPLOYMENT TAX	0.00	0.00	1,000.00	0.03	3,148.01	0.01	12,000.00	0.03

Run Date: 2/5/2021 5:12:57PM

Page: 4

G/L Date: 1/31/2021



**GNFRD INCOME STATEMENT**  
**For The 4 Periods Ended 1/31/2021**

**Greater Naples Fire Rescue District (GNF)**

		Period to Date	%	ORIGINAL PTD Budget	%	Year to Date	%	ORIGINAL Annual Budget	%
		(Continued)							
<b>UNEMPLOYMENT COMPENSATION</b>									
52215-001-0000-026	POST EMPLOYMENT BENEFITS (PEHP)	0.00	0.00	25,833.33	0.87	290,000.00	0.92	310,000.00	0.87
52215-001-0010-026	SB 426 CANCER COVERAGE	0.00	0.00	3,500.00	0.12	30,588.17	0.10	42,000.00	0.12
<b>Total UNEMPLOYMENT COMPENSATION:</b>		0.00	0.00	30,333.33	1.02	323,736.18	1.02	364,000.00	1.02
<b>PROFESSIONAL SERVICES</b>									
52220-001-0000-031	PROFESSIONAL SERVICES	25,454.12	1.26	22,958.33	0.77	243,856.91	0.77	275,500.00	0.77
52220-001-0011-031	CONTRACTUAL SERV - ADV COLLECTC	35,661.92	1.77	50,416.67	1.70	585,900.60	1.85	605,000.00	1.70
52220-001-0012-031	CONTRACTUAL SERV - IMPACT FEE CC	1,929.18	0.10	1,166.67	0.04	7,533.82	0.02	14,000.00	0.04
52220-001-0013-031	CONTRACTUAL SERV - PROPERTY API	64,977.24	3.22	20,833.33	0.70	108,985.84	0.34	250,000.00	0.70
52220-001-1000-031	CONTRACTUAL SERV - GENERAL OPEI	3,863.53	0.19	12,745.00	0.43	77,643.64	0.25	152,940.00	0.43
52220-001-2060-031	CONTRACTUAL SERV - OCHOPEE	604.00	0.03	1,162.17	0.04	4,049.82	0.01	13,946.00	0.04
52220-001-3000-031	CONTRACTUAL SERV FIRE & LIFE SAFI	774.81	0.04	4,125.00	0.14	5,810.59	0.02	49,500.00	0.14
52220-001-4000-031	CONTRACTUAL SERVICES FLEET	0.00	0.00	2,328.33	0.08	44.40	0.00	27,940.00	0.08
52220-001-8000-031	CONTRACTUAL SERV - LOGISTICS	0.00	0.00	15,766.67	0.53	4,030.02	0.01	189,200.00	0.53
<b>Total PROFESSIONAL SERVICES:</b>		133,264.80	6.60	131,502.17	4.43	1,037,855.64	3.28	1,578,026.00	4.43
<b>ACCOUNTING &amp; AUDITING</b>									
52225-001-0000-032	ACCOUNTING & AUDITING	500.00	0.02	3,875.00	0.13	500.00	0.00	46,500.00	0.13
<b>Total ACCOUNTING &amp; AUDITING:</b>		500.00	0.02	3,875.00	0.13	500.00	0.00	46,500.00	0.13
<b>CURRENT CHARGES</b>									
52230-001-0000-037	CURRENT CHARGES	1,861.04	0.09	3,541.67	0.12	6,392.84	0.02	42,500.00	0.12
<b>Total CURRENT CHARGES:</b>		1,861.04	0.09	3,541.67	0.12	6,392.84	0.02	42,500.00	0.12
<b>TRAVEL &amp; PER DIEM</b>									
52235-001-0010-040	EMPLOYEE TOLLS REIMBURSEMENT	0.00	0.00	12.50	0.00	0.00	0.00	150.00	0.00
<b>Total TRAVEL &amp; PER DIEM:</b>		0.00	0.00	12.50	0.00	0.00	0.00	150.00	0.00
<b>COMMUNICATIONS &amp; FREIGHT</b>									
52240-001-0000-041	COMMUNICATIONS- CELL PHONES	0.00	0.00	1,583.33	0.05	200.00	0.00	19,000.00	0.05
52240-001-0000-042	FREIGHT & POSTAGE SERVICES	0.00	0.00	333.33	0.01	796.10	0.00	4,000.00	0.01
52240-001-0015-041	COMMUNICATIONS-GENERAL	8,705.88	0.43	10,219.17	0.34	39,329.98	0.12	122,630.00	0.34
52240-001-2060-041	COMMUNICATIONS - OCHOPEE	1,633.18	0.08	2,000.00	0.07	5,504.83	0.02	24,000.00	0.07
<b>Total COMMUNICATIONS &amp; FREIGHT:</b>		10,339.06	0.51	14,135.83	0.48	45,830.91	0.15	169,630.00	0.48
<b>UTILITY SERVICES</b>									
52245-001-0000-043	UTILITIES	14,725.89	0.73	16,016.83	0.54	61,897.52	0.20	192,202.00	0.54
52245-001-2060-043	UTILITY SERVICES - OCHOPEE	863.55	0.04	1,062.50	0.04	3,850.27	0.01	12,750.00	0.04
<b>Total UTILITY SERVICES:</b>		15,589.44	0.77	17,079.33	0.58	65,747.79	0.21	204,952.00	0.58
<b>RENTALS &amp; LEASES</b>									
52250-001-0000-044	RENTALS & LEASES	228.57	0.01	666.67	0.02	672.76	0.00	8,000.00	0.02

**GNFRD INCOME STATEMENT**  
**For The 4 Periods Ended 1/31/2021**

**Greater Naples Fire Rescue District (GNF)**

		Period to Date	%	ORIGINAL PTD Budget	%	Year to Date	%	ORIGINAL Annual Budget	%
		(Continued)							
<b>RENTALS &amp; LEASES</b>									
52250-001-0015-044	RENTALS & LEASES - E-FLEET	15,571.17	0.77	15,500.00	0.52	58,758.86	0.19	186,000.00	0.52
52250-001-8000-044	RENTALS & LEASES - FACILITIES/LOGI	943.05	0.05	3,000.00	0.10	18,943.05	0.06	36,000.00	0.10
<b>Total RENTALS &amp; LEASES:</b>		16,742.79	0.83	19,166.67	0.65	78,374.67	0.25	230,000.00	0.65
<b>INSURANCE GENERAL</b>									
52255-001-0000-045	GENERAL INSURANCE	50,310.00	2.49	37,878.58	1.28	476,391.36	1.51	454,543.00	1.28
<b>Total INSURANCE GENERAL:</b>		50,310.00	2.49	37,878.58	1.28	476,391.36	1.51	454,543.00	1.28
<b>REPAIR &amp; MAINT</b>									
52260-001-0500-046	REPAIRS- HURRICANE IRMA	4,282.00	0.21	0.00	0.00	4,282.00	0.01	0.00	0.00
52260-001-0700-046	REPAIR - RADIOS	16.38	0.00	1,250.00	0.04	578.88	0.00	15,000.00	0.04
52260-001-1000-046	REPAIR & MAINTENACE - ADMIN	0.00	0.00	1,791.67	0.06	0.00	0.00	21,500.00	0.06
52260-001-2000-046	REPAIR & MAINT - OPERATIONS	423.72	0.02	2,062.50	0.07	1,824.70	0.01	24,750.00	0.07
52260-001-2060-046	REPAIR & MAINT OCHOPEE	0.00	0.00	1,166.67	0.04	812.42	0.00	14,000.00	0.04
52260-001-3000-046	REPAIR & MAINT. FIRE & LIFE SAFETY	14.38	0.00	1,166.67	0.04	239.38	0.00	14,000.00	0.04
52260-001-4010-046	VEHICLE REPAIR - GNFRD VEHICLES	46,524.14	2.30	33,333.33	1.12	106,525.26	0.34	400,000.00	1.12
52260-001-4011-046	VEHICLE REPAIR - NON GNFRD	5,013.75	0.25	3,750.00	0.13	43,160.62	0.14	45,000.00	0.13
52260-001-4020-046	REPAIR & MAINTENANCE- MARC UNIT	0.00	0.00	12,458.33	0.42	0.00	0.00	149,500.00	0.42
52260-001-4060-046	VEHICLE REPAIR - OCHOPEE	416.34	0.02	2,666.67	0.09	1,742.74	0.01	32,000.00	0.09
52260-001-4112-046	REPAIR & MAINT - MARINE VESSEL	0.00	0.00	1,583.33	0.05	0.00	0.00	19,000.00	0.05
52260-001-4160-046	REPAIRS & MAINTENANCE MARINE - O	0.00	0.00	416.67	0.01	23.69	0.00	5,000.00	0.01
52260-001-4190-046	REPAIR & MAINT MARINE VESSEL - ISL	2,402.61	0.12	0.00	0.00	3,755.05	0.01	0.00	0.00
52260-001-5000-046	REPAIR & MAINTENANCE - TRAINING	0.00	0.00	208.33	0.01	528.88	0.00	2,500.00	0.01
52260-001-6000-046	REPAIR & MAINT - SPECIAL OPERATIOI	0.00	0.00	833.33	0.03	38.72	0.00	10,000.00	0.03
52260-001-6010-046	REPAIR & MAINTENANCE - DIVE	24.39	0.00	0.00	0.00	77.01	0.00	0.00	0.00
52260-001-6012-046	REPAIR & MAINTENANCE - SCBA	2,420.00	0.12	1,208.33	0.04	2,420.00	0.01	14,500.00	0.04
52260-001-7000-046	REPAIR & MAINTENANCE - MEDICAL	0.00	0.00	208.33	0.01	216.67	0.00	2,500.00	0.01
52260-001-8000-046	REPAIR & MAINT - FACILITIES	13,798.59	0.68	12,304.17	0.41	51,170.01	0.16	147,650.00	0.41
52260-001-8050-046	REPAIR & MAINT FACILITES MAJOR PR	5,676.80	0.28	12,500.00	0.42	16,954.80	0.05	150,000.00	0.42
<b>Total REPAIR &amp; MAINT:</b>		81,013.10	4.01	88,908.33	2.99	234,350.83	0.74	1,066,900.00	2.99
<b>PRINTING</b>									
52265-001-0000-047	PRINTING & BINDING	0.00	0.00	83.33	0.00	0.00	0.00	1,000.00	0.00
<b>Total PRINTING:</b>		0.00	0.00	83.33	0.00	0.00	0.00	1,000.00	0.00
<b>OFFICE SUPPLIES</b>									
52270-001-0000-051	OFFICE SUPPLIES	2,002.25	0.10	1,093.75	0.04	4,191.96	0.01	13,125.00	0.04
<b>Total OFFICE SUPPLIES:</b>		2,002.25	0.10	1,093.75	0.04	4,191.96	0.01	13,125.00	0.04
<b>FUELS &amp; LUBRICANTS</b>									
52275-001-0010-052	FUELS & LUBRICANTS	546.43	0.03	1,666.67	0.06	1,492.95	0.00	20,000.00	0.06

Run Date: 2/5/2021 5:12:57PM

Page: 6

G/L Date: 1/31/2021

**GNFRD INCOME STATEMENT**  
**For The 4 Periods Ended 1/31/2021**

**Greater Naples Fire Rescue District (GNF)**

		Period to Date	%	ORIGINAL PTD Budget	%	Year to Date	%	ORIGINAL Annual Budget	%
		(Continued)							
<b>FUELS &amp; LUBRICANTS</b>									
52275-001-0011-052	FUELS & LUBRICANTS - UNLEADED	4,798.95	0.24	5,735.50	0.19	19,152.60	0.06	68,826.00	0.19
52275-001-0012-052	FUELS & LUBRICANTS - DIESEL	8,493.67	0.42	12,916.67	0.44	33,999.63	0.11	155,000.00	0.44
52275-001-0090-052	MARINE NON-ETHANOL UNLEADED	515.03	0.03	1,625.00	0.05	1,597.63	0.01	19,500.00	0.05
52275-001-2060-052	FUEL - OCHOPEE	0.00	0.00	981.25	0.03	0.00	0.00	11,775.00	0.03
<b>Total FUELS &amp; LUBRICANTS:</b>		14,354.08	0.71	22,925.09	0.77	56,242.81	0.18	275,101.00	0.77
<b>OPERATING SUPPLIES</b>									
52285-001-0001-052	OPERATING-GEN-OPERATING SUPPLIE	0.00	0.00	0.00	0.00	259.19	0.00	0.00	0.00
52285-001-1000-052	OPERATING SUPPLIES - ADMIN	0.00	0.00	275.00	0.01	193.47	0.00	3,300.00	0.01
52285-001-2000-052	OPERATING SUPPLIES - OPERATIONS	4,527.82	0.22	3,916.67	0.13	12,572.66	0.04	47,000.00	0.13
52285-001-2060-052	OPERATING SUPPLIES - OCHOPEE	0.00	0.00	291.67	0.01	0.00	0.00	3,500.00	0.01
52285-001-3000-052	OPERATING SUPPLY - FIRE & LIFE SAF	167.66	0.01	1,666.67	0.06	653.20	0.00	20,000.00	0.06
52285-001-4000-052	OPERATING SUPPLIES - FLEET	198.81	0.01	666.67	0.02	914.33	0.00	8,000.00	0.02
52285-001-5000-052	OPERATING SUPPLIES - TRAINING	0.00	0.00	291.67	0.01	522.86	0.00	3,500.00	0.01
52285-001-6010-052	OPERATING SUPPLIES - DIVE	0.00	0.00	83.33	0.00	0.00	0.00	1,000.00	0.00
52285-001-6011-052	OPERATING SUPPLIES - HAZ MAT	0.00	0.00	83.33	0.00	0.00	0.00	1,000.00	0.00
52285-001-6012-052	OPERATING SUPPLIES - SCBA	0.00	0.00	83.33	0.00	0.00	0.00	1,000.00	0.00
52285-001-6013-052	OPERATING SUPPLIES - USAR	0.00	0.00	83.33	0.00	0.00	0.00	1,000.00	0.00
52285-001-6014-052	OPERATING SUPPLIES - MERT	0.00	0.00	83.33	0.00	0.00	0.00	1,000.00	0.00
52285-001-7000-052	OPERATING SUPPLIES - MEDICAL	195.30	0.01	3,750.00	0.13	4,061.66	0.01	45,000.00	0.13
52285-001-8000-052	OPERATING SUPPLIES - FACILITIES/M/	144.53	0.01	625.00	0.02	1,022.16	0.00	7,500.00	0.02
52285-001-9000-052	OPERATING EXPENSES - COVID 19	5,736.12	0.28	6,250.00	0.21	72,823.89	0.23	75,000.00	0.21
<b>Total OPERATING SUPPLIES:</b>		10,970.24	0.54	18,150.00	0.61	93,023.42	0.29	217,800.00	0.61
<b>SMALL EQUIPMENT</b>									
52910-001-1000-049	SMALL EQUIPMENT - ADMIN	2,410.74	0.12	1,250.00	0.04	2,886.22	0.01	15,000.00	0.04
52910-001-2000-049	SMALL EQUIPMENT - OPERATIONS	10,401.14	0.51	6,250.00	0.21	18,488.30	0.06	75,000.00	0.21
52910-001-2060-049	SMALL EQUIPMENT - OCHOPEE	3,799.86	0.19	833.33	0.03	4,110.92	0.01	10,000.00	0.03
52910-001-3000-049	SMALL EQUIP - FIRE & LIFE SAFETY	254.97	0.01	1,347.00	0.05	315.90	0.00	16,164.00	0.05
52910-001-4000-049	SMALL EQUIPMENT - FLEET	922.62	0.05	416.67	0.01	1,034.24	0.00	5,000.00	0.01
52910-001-5000-049	SMALL EQUIP - TRAINING	265.04	0.01	537.50	0.02	533.06	0.00	6,450.00	0.02
52910-001-6010-049	SMALL EQUIP - DIVE	0.00	0.00	208.33	0.01	0.00	0.00	2,500.00	0.01
52910-001-6011-049	SMALL EQUIP - HAZ MAT	0.00	0.00	666.67	0.02	0.00	0.00	8,000.00	0.02
52910-001-6012-049	SMALL EQUIPMENT - SCBA	0.00	0.00	208.33	0.01	0.00	0.00	2,500.00	0.01
52910-001-6013-049	SMALL EQUIPMENT - USAR	0.00	0.00	208.33	0.01	0.00	0.00	2,500.00	0.01
52910-001-6014-049	SMALL EQUIPMENT--MERT	0.00	0.00	208.33	0.01	0.00	0.00	2,500.00	0.01
52910-001-7000-049	SMALL EQUIP - MEDICAL	0.00	0.00	291.67	0.01	0.00	0.00	3,500.00	0.01
52910-001-8000-049	SMALL EQUIP-LOGISTICS	105.99	0.01	291.67	0.01	210.83	0.00	3,500.00	0.01

**GNFRD INCOME STATEMENT**  
**For The 4 Periods Ended 1/31/2021**

**Greater Naples Fire Rescue District (GNF)**

		Period to Date	%	ORIGINAL PTD Budget	%	Year to Date	%	ORIGINAL Annual Budget	%
<b>Total SMALL EQUIPMENT:</b>		18,160.36	0.90	12,717.83	0.43	27,579.47	0.09	152,614.00	0.43
<b>UNIFORMS</b>									
52920-001-1000-052	UNIFORMS - ADMIN	0.00	0.00	1,250.00	0.04	1,516.02	0.00	15,000.00	0.04
52920-001-2000-052	UNIFORMS-OPERATIONS	422.44	0.02	7,083.33	0.24	1,529.64	0.00	85,000.00	0.24
52920-001-2011-052	UNIFORMS - PPE	-948.44	-0.05	8,983.00	0.30	14,788.86	0.05	107,796.00	0.30
52920-001-3000-052	UNIFORMS - FIRE & LIFE SAFETY	247.34	0.01	416.67	0.01	247.34	0.00	5,000.00	0.01
<b>Total UNIFORMS:</b>		-278.66	-0.01	17,733.00	0.60	18,081.86	0.06	212,796.00	0.60
<b>BOOKS, DUES</b>									
52930-001-1000-055	BOOKS, DUES - ADMIN	1,590.04	0.08	3,423.33	0.12	3,978.87	0.01	41,080.00	0.12
52930-001-2000-055	BOOKS, DUES - OPERATIONS	8,187.86	0.41	10,833.33	0.36	18,449.73	0.06	130,000.00	0.36
52930-001-3000-055	BOOKS, DUES - FIRE & LIFE SAFETY	250.59	0.01	1,687.50	0.06	599.59	0.00	20,250.00	0.06
52930-001-4000-055	BOOKS, DUES - FLEET	415.08	0.02	1,281.67	0.04	1,315.08	0.00	15,380.00	0.04
52930-001-5000-055	BOOKS, DUES - TRAINING	-2,338.26	-0.12	1,666.67	0.06	2,665.67	0.01	20,000.00	0.06
52930-001-5010-055	BOOKS, DUES - TRAINING CPR	0.00	0.00	20.83	0.00	0.00	0.00	250.00	0.00
52930-001-6000-055	BOOKS, DUES- SPECIAL OPERATIONS	0.00	0.00	100.00	0.00	0.00	0.00	1,200.00	0.00
52930-001-6012-055	BOOKS, DUES - SCBA	0.00	0.00	166.67	0.01	0.00	0.00	2,000.00	0.01
52930-001-7000-055	BOOKS, DUES - MEDICAL	671.45	0.03	873.92	0.03	671.45	0.00	10,487.00	0.03
<b>Total BOOKS, DUES:</b>		8,776.76	0.43	20,053.92	0.68	27,680.39	0.09	240,647.00	0.68
<b>CAPITAL OUTLAY</b>									
52940-001-0000-062	CAPITAL OUTLAY - BUILDING & IMPROV	0.00	0.00	12,209.58	0.41	0.00	0.00	146,515.00	0.41
52940-001-0000-064	CAPITAL OUTLAY - EQUIP & FURNISHIN	0.00	0.00	10,525.00	0.35	8,396.60	0.03	126,300.00	0.35
52940-001-0000-068	CAPITAL OUTLAY - INTANGIBLE ASSET	0.00	0.00	11,083.33	0.37	0.00	0.00	133,000.00	0.37
52940-001-0000-069	CAPITAL OUTLAY - VEHICLES	0.00	0.00	833.33	0.03	0.00	0.00	10,000.00	0.03
52940-001-0000-070	CAPITAL OUTLAY - FIRE & RESCUE VEI	0.00	0.00	6,367.58	0.21	0.00	0.00	76,411.00	0.21
<b>Total CAPITAL OUTLAY:</b>		0.00	0.00	41,018.82	1.38	8,396.60	0.03	492,226.00	1.38
<b>Total Expenses:</b>		2,679,722.93	132.64	3,013,773.73	101.52	11,545,245.11	36.53	36,165,285.00	101.52
<b>Net Income from Operations:</b>		-659,390.04	-32.64	-45,061.29	-1.52	20,057,247.75	63.47	-540,735.20	-1.52
<b>Earnings before Income Tax:</b>		-659,390.04	-32.64	-45,061.29	-1.52	20,057,247.75	63.47	-540,735.20	-1.52
<b>Net Income (Loss):</b>		-659,390.04	-32.64	-45,061.29	-1.52	20,057,247.75	63.47	-540,735.20	-1.52

**Balance Sheet**  
**As of 1/31/2021**

**Greater Naples Fire Rescue District (IMP)**

<b>Assets</b>			
<b>CASH IN BANK</b>			
10100-301-0000-001	IMPACT FEES (IBERAIBANK)	\$ 6,959,368.44	
	<b>Total CASH IN BANK:</b>		\$ 6,959,368.44
<b>DUE FROM OTHER FUNDS</b>			
13100-301-0000-001	DUE FROM GENERAL FUND	\$ 938,364.57	
	<b>Total DUE FROM OTHER FUNDS:</b>		\$ 938,364.57
	<b>Total Assets:</b>		\$ 7,897,733.01
<b>Equity</b>			
28100-301-0000-001	FUND BALANCE - IMPACT FEES PRIOR YEAR RESTRICTED	\$ 6,119,850.21	
28100-301-0000-002	Retained Earnings-Current Year	\$ 783,895.86	
28100-301-0000-002	FUND BALANCE IMPACT FEES CURRENT YEAR	\$ 993,986.94	
	<b>Total Equity:</b>		\$ 7,897,733.01
	<b>Total Liabilities &amp; Equity:</b>		\$ 7,897,733.01

**Impact Fees Income Statement**  
**For The 4 Periods Ended 1/31/2021**

**Greater Naples Fire Rescue District (IMP)**

		Period to Date	%	ORIGINAL PTD Budget	%	Year to Date	%	ORIGINAL Annual Budget	%
<b>Revenue</b>									
<b>IMPACT FEES</b>									
32400-301-0000-110	IMPACT FEES	192,918.00	99.53	108,333.33	97.74	1,009,532.38	99.19	1,300,000.00	97.74
<b>Total IMPACT FEES:</b>		192,918.00	99.53	108,333.33	97.74	1,009,532.38	99.19	1,300,000.00	97.74
<b>GRANTS</b>									
33100-301-0000-200	FEDERAL GRANT - PUBLIC SAFETY	0.00	0.00	0.00	0.00	0.00	0.00	0.00	0.00
33400-301-0000-200	STATE GRANT - PUBLIC SAFETY	0.00	0.00	0.00	0.00	0.00	0.00	0.00	0.00
<b>Total GRANTS:</b>		0.00	0.00	0.00	0.00	0.00	0.00	0.00	0.00
<b>INTEREST EARNINGS</b>									
36100-301-0000-100	INTEREST	910.81	0.47	2,500.00	2.26	8,219.26	0.81	30,000.00	2.26
<b>Total INTEREST EARNINGS:</b>		910.81	0.47	2,500.00	2.26	8,219.26	0.81	30,000.00	2.26
<b>OTHER MISCELLANEOUS INCOME</b>									
36400-301-0000-000	DISPOSITION OF FIXED ASSETS	0.00	0.00	0.00	0.00	0.00	0.00	0.00	0.00
36400-301-0000-001	OTHER MISCELLANIOUS INCOME	0.00	0.00	0.00	0.00	0.00	0.00	0.00	0.00
<b>Total OTHER MISCELLANEOUS INCOME:</b>		0.00	0.00	0.00	0.00	0.00	0.00	0.00	0.00
<b>Total Revenue:</b>		193,828.81	100.00	110,833.33	100.00	1,017,751.64	100.00	1,330,000.00	100.00
<b>Gross Profit:</b>		193,828.81	100.00	110,833.33	100.00	1,017,751.64	100.00	1,330,000.00	100.00
<b>Expenses</b>									
<b>IMPACT FEE EXPENSE</b>									
51700-301-0000-071	DEBT SERVICES	1,049.63	0.54	33,564.64	30.28	133,729.64	13.14	402,775.69	30.28
51700-301-0000-072	DEBT SERVICES -INTEREST	0.00	0.00	8,556.60	7.72	23,274.80	2.29	102,679.31	7.72
52220-301-0000-031	PROFESSIONAL SERVICES	0.00	0.00	0.00	0.00	0.00	0.00	0.00	0.00
52230-301-0000-037	CURRENT CHARGES	0.00	0.00	0.00	0.00	0.00	0.00	0.00	0.00
52240-301-0000-042	FREIGHT	0.00	0.00	0.00	0.00	0.00	0.00	0.00	0.00
52250-301-0000-044	RENTAL AND LEASE EXPENSE	0.00	0.00	0.00	0.00	0.00	0.00	0.00	0.00
52285-301-2000-052	OPERATING SUPPLIES - SAFER GRANT	0.00	0.00	0.00	0.00	0.00	0.00	0.00	0.00
<b>Total IMPACT FEE EXPENSE:</b>		1,049.63	0.54	42,121.24	38.00	157,004.44	15.43	505,455.00	38.00
<b>SMALL EQUIPMENT</b>									
52910-301-2000-049	SMALL EQUIPMENT - OPS - SAFER GR/	0.00	0.00	0.00	0.00	0.00	0.00	0.00	0.00
52910-301-2010-046	NEW VEHICLE SMALL PARTS	0.00	0.00	0.00	0.00	0.00	0.00	0.00	0.00
52910-301-4000-049	SMALL EQUIPMENT AND TOOLS	0.00	0.00	0.00	0.00	316.90	0.03	0.00	0.00
<b>Total SMALL EQUIPMENT:</b>		0.00	0.00	0.00	0.00	316.90	0.03	0.00	0.00
<b>UNIFORMS</b>									
52920-301-2000-052	UNIFORMS - SAFER GRANT	0.00	0.00	0.00	0.00	0.00	0.00	0.00	0.00
52920-301-2011-052	UNIFORMS - BUNKER GEAR - SAFER G	0.00	0.00	0.00	0.00	0.00	0.00	0.00	0.00
<b>Total UNIFORMS:</b>		0.00	0.00	0.00	0.00	0.00	0.00	0.00	0.00

Run Date: 2/5/2021 5:03:12PM

Page: 1

G/L Date: 1/31/2021

**Impact Fees Income Statement  
For The 4 Periods Ended 1/31/2021**

**Greater Naples Fire Rescue District (IMP)**

		Period to Date	%	ORIGINAL PTD Budget	%	Year to Date	%	ORIGINAL Annual Budget	%
<b>CAPITAL OUTLAY</b>									
52940-301-0000-061	LAND	0.00	0.00	0.00	0.00	0.00	0.00	0.00	0.00
52940-301-0000-062	CAPITAL OUTLAY - BUILDING & IMPROV	0.00	0.00	164,166.66	148.12	0.00	0.00	1,970,000.00	148.12
52940-301-0000-063	CAPITAL OUTLAY - INFRASTRUCTURE	0.00	0.00	0.00	0.00	0.00	0.00	0.00	0.00
52940-301-0000-064	CAPITAL OUTLAY - EQUIP & FURNISHIN	0.00	0.00	7,083.33	6.39	3,989.94	0.39	85,000.00	6.39
52940-301-0000-065	CAPITAL OUTLAY - CONST. IN PROGRE	0.00	0.00	0.00	0.00	0.00	0.00	0.00	0.00
52940-301-0000-066	CAPITAL OUTLAY - PROP UNDER CAP I	0.00	0.00	0.00	0.00	0.00	0.00	0.00	0.00
52940-301-0000-067	CAPITAL OUTLAY - SPECIAL RESPONS	0.00	0.00	5,833.33	5.26	0.00	0.00	70,000.00	5.26
52940-301-0000-068	CAPITAL OUTLAY - INTANGIBLE ASSET	0.00	0.00	0.00	0.00	0.00	0.00	0.00	0.00
52940-301-0000-069	CAPITAL OUTLAY - VEHICLES	72,544.50	37.43	0.00	0.00	72,544.50	7.13	0.00	0.00
52940-301-0000-070	CAPITAL OUTLAY - FIRE & RESCUE VEI	0.00	0.00	0.00	0.00	0.00	0.00	0.00	0.00
52940-301-0010-062	CAPITAL OUTLAY - IMPROV OTHER TH	0.00	0.00	0.00	0.00	0.00	0.00	0.00	0.00
52940-900-0000-059	DEPRECIATION	0.00	0.00	0.00	0.00	0.00	0.00	0.00	0.00
<b>Total CAPITAL OUTLAY:</b>		72,544.50	37.43	177,083.32	159.77	76,534.44	7.52	2,125,000.00	159.77
<b>Total Expenses:</b>		73,594.13	37.97	219,204.56	197.78	233,855.78	22.98	2,630,455.00	197.78
<b>Net Income From Operations:</b>		120,234.68	62.03	-108,371.23	-97.78	783,895.86	77.02	-1,300,455.00	-97.78
<b>Earnings Before Income Tax:</b>		120,234.68	62.03	-108,371.23	-97.78	783,895.86	77.02	-1,300,455.00	-97.78
<b>Net Income (Loss):</b>		120,234.68	62.03	-108,371.23	-97.78	783,895.86	77.02	-1,300,455.00	-97.78

**Balance Sheet**  
**As of 1/31/2021**

**GNFRD Hydrant Fund (HYD)**

<b>Assets</b>			
10100-101-0000-001	HYDRANT OPERATING ACCOUNT	\$ 600,377.30	
	<b>Total Assets:</b>		<u><u>\$ 600,377.30</u></u>
<b>Equity</b>			
28200-101-0000-001	FUND BALANCE - HYDRANT ASSIGNED (PRIOR YTD)	\$ 502,005.83	
28200-101-0000-003	Retained Earnings-Current Year	\$ 5,687.17	
28200-101-0000-003	FUND BALANCE-CURRENT YEAR	<u>\$ 92,684.30</u>	
	<b>Total Equity:</b>		<u><u>\$ 600,377.30</u></u>
	<b>Total Liabilities &amp; Equity:</b>		<u><u>\$ 600,377.30</u></u>



**HYDRANT FUND INCOME STATEMENT**  
**For The 4 Periods Ended 1/31/2021**

**GNFRD Hydrant Fund (HYD)**

	Period to Date	%	ORIGINAL PTD Budget	%	Year to Date	%	ORIGINAL Annual Budget	%
<b>Revenue</b>								
<b>HYDRANT MAINTENANCE INCOME</b>								
32400-101-0000-900 HYDRANT MAINTENANCE	5,000.00	98.50	1,666.66	93.02	5,000.00	87.92	20,000.00	93.02
<b>Total HYDRANT MAINTENANCE INCOME:</b>	5,000.00	98.50	1,666.66	93.02	5,000.00	87.92	20,000.00	93.02
<b>INTEREST EARNINGS</b>								
36100-101-0000-100 INTEREST EARNINGS	76.11	1.50	125.00	6.98	687.17	12.08	1,500.00	6.98
<b>Total INTEREST EARNINGS:</b>	76.11	1.50	125.00	6.98	687.17	12.08	1,500.00	6.98
<b>Total Revenue:</b>	5,076.11	100.00	1,791.66	100.00	5,687.17	100.00	21,500.00	100.00
<b>Gross Profit:</b>	5,076.11	100.00	1,791.66	100.00	5,687.17	100.00	21,500.00	100.00
<b>Expenses</b>								
52200-101-0000-046 REPAIR AND MAINTENANCE	0.00	0.00	3,858.33	215.35	0.00	0.00	46,300.00	215.35
<b>Total Expenses:</b>	0.00	0.00	3,858.33	215.35	0.00	0.00	46,300.00	215.35
<b>Net Income From Operations:</b>	5,076.11	100.00	-2,066.67	-115.35	5,687.17	100.00	-24,800.00	-115.35
<b>Earnings Before Income Tax:</b>	5,076.11	100.00	-2,066.67	-115.35	5,687.17	100.00	-24,800.00	-115.35
<b>Net Income (Loss):</b>	5,076.11	100.00	-2,066.67	-115.35	5,687.17	100.00	-24,800.00	-115.35

Greater Naples Fire Rescue District  
Disposition of Fixed Assets  
# 21-002

[illegible]



**MINUTES  
GREATER NAPLES FIRE RESCUE DISTRICT  
BOARD OF FIRE COMMISSIONERS MEETING  
January 12, 2021**

**I. MEETING OPENED**

Chairman Gerrity called to order the regular meeting of the Greater Naples Fire Rescue District's Board of Fire Commissioners at 5:30 p.m., on January 12, 2021 at Administrative Headquarters. Present were Commissioners Duffy, Biondo, Cottiers, Stedman, and Gerrity. Executive Staff in attendance: Interim Fire Chief Sapp, Director Bishop, Assistant Chiefs Low, McLaughlin, and Martin; Division Chief Nelmes. Staff in attendance: Nicole Chesser, Lyndsay Tomlinson, Jamie Popiol, Joey Brown, and Christian Tobin. Public in attendance: George Danz. In attendance via Zoom: Assistant Chief Hanson, Scott Wilson, Martie Morgan, Paul Pernak, Tom Purcell, Matt Trent, Josh Grimm, Brynn Fuentes, Khris Klock, and Andy Krajewski. Others were in attendance but did not sign in.

**A. Pledge of Allegiance and Invocation**

Chairman Gerrity opened the meeting with the Pledge of Allegiance followed by the Invocation by Commissioner Stedman.

**B. Consent Agenda**

**1. Treasurer Report**

*Commissioner Stedman moved to approve the Consent Agenda as presented.  
Commissioner Cottiers seconded. Motion passed 5-0.*

**C. Approval, Additions and Deletions to the Agenda**

Director Bishop requested adding a handout for Old Business D. and adding PERC Recognition Agreement as New Business B.

*Commissioner Stedman moved to approve the Agenda as amended. Commissioner Cottiers seconded. Motion passed 5-0.*

**D. Approval of the GNFD Board Minutes for December 8, 2020**

*Commissioner Stedman moved to approve the GNFD Board minutes as presented.  
Commissioner Duffy seconded. Motion passed 5-0.*

**E. Fire Chief's Report**

Chief Sapp had Division Chief Nelmes give a verbal report on COVID-19. Chief Sapp presented his report as submitted.

**F. Chapter 175 Firefighters' Pension Plan**

No report provided. Director Bishop announced the next Pension meeting to be held on February 11, 2021 at 9 a.m.

**G. Local 2396 Report**

President Brown gave a verbal report noting that the contract is complete and things are going very well under Chief Sapp's leadership.

**II. OLD BUSINESS**

**A. Fire Chief Selection Committee Update**

Commissioner Gerrity reviewed Fire Chief job requirements and interview process proposed by the Fire Chief Selection Committee. *Commissioner Duffy made a motion to reach out to local candidates before posting the position. Commissioner Gerrity seconded. After further discussion, Commissioner Duffy withdrew the motion. Commissioner Duffy*



**MINUTES  
GREATER NAPLES FIRE RESCUE DISTRICT  
BOARD OF FIRE COMMISSIONERS MEETING  
January 12, 2021**

*made a motion to require candidates to have state of Florida certifications. The motion died for lack of a second. Commissioner Stedman made a motion to open the pool of candidates to anywhere in the Continental United States. Commissioner Gerrity seconded. Motion failed 2-3 (Duffy, Cottiers, Biondo) Commissioner Stedman made a motion to require candidates be a Florida certified Firefighter. Commissioner Duffy seconded. Motion passed 5-0. The Board agreed on the other requirements and process recommended by the committee and will post the position for 30 days.*

**B. Logistics Warehouse Lease**

*Commissioner Cottiers made a motion to approve the new lease agreement for the logistics warehouse. Commissioner Stedman seconded. Motion passed 5-0.*

**C. District Land Use Update**

*Assistant Chief Martin provided an overview of three land opportunities being vetted by the District. Commissioner Biondo made a motion to table all three items. Stedman seconded. Motion failed 0-5. Commissioner Stedman made a motion to authorize Staff to continue negotiations with the County in regards to the Lake Park Blvd. property. Commissioner Cottiers seconded. Motion passed 5-0. Commissioner Biondo made a motion to table any movement regarding the Sabal Palm Rd. and Outer Drive properties. Commissioner Cottiers seconded. Motion passed 5-0. Commissioner Duffy made a motion to authorize the Fire Chief to negotiate a final purchase price subject to due diligence to be conducted by the District, authorize the Chairman to sign a letter of intent to purchase when prepared, and authorize the District to enter into a contract with DE Davidson for professional services and release funds up to \$75,000 for engineering for due diligence to be conducted by the District. Commissioner Stedman seconded. Motion passed 4-1 (Biondo).*

**D. Foundation**

*Commissioner Gerrity made a motion to have Staff request an opinion from a private attorney to send to the Attorney General for an opinion to see if the Greater Naples Fire Foundation meets the Sunshine Law requirements. Commissioner Biondo seconded. There was discussion about dissolving the Foundation and if the Board of Fire Commissioners has the authority to do so. Motion passed 3-2 (Stedman, Duffy)*

**III. NEW BUSINESS**

**A. Local 2396 MOU**

*Commissioner Biondo made a motion to approve the Memorandum of Understanding-Financial Considerations- Station 63 as agreed upon between Local 2396 and the District. Commissioner Duffy seconded. Motion passed 5-0.*

**B. PERC Recognition Agreement**

*Commissioner Stedman made a motion to approve the recommended mutual language and understanding that Emergency Vehicle Technicians (mechanics) are inclusive in the bargaining unit and the designation of "Battalion Chief" as a job title indicating a sub-category within the job classification of "Battalion Commander," which is a classification already existing at the rank of Captain. Commissioner Cottiers seconded. Motion passed 5-0.*



**MINUTES  
GREATER NAPLES FIRE RESCUE DISTRICT  
BOARD OF FIRE COMMISSIONERS MEETING  
January 12, 2021**

**D. Public Comments items not listed on the Agenda**

George Danz asked about the status of Station 63. Commissioner Gerrity advised the station is still open and the District is working on it.

**E. Comments by Commissioners**

Commissioner Biondo advised that he has concerns with the Training Division that he needs to discuss with Chief Sapp. Commissioner Cottiers commended the Union for stepping up and helping out the District. Commissioner Gerrity presented a letter to the Board received by Chairman Lombardo from North Collier Fire offering assistance and support during the transition. Commissioner Duffy expressed his disapproval of any type of merger or collaborative efforts.

**IV. ADJOURNMENT**

*Commissioner Duffy made a motion to adjourn at 7:23 p.m. The motion was seconded. Motion passed 5-0, meeting adjourned.*

Duly passed with a vote of \_\_\_\_\_ to \_\_\_\_\_ and adopted in session on the 9<sup>th</sup> day February 2021.

\_\_\_\_\_  
**Chairman Kevin Gerrity**

\_\_\_\_\_  
**Commissioner Al Duffy**

\_\_\_\_\_  
**Commissioner Charles Cottiers**

\_\_\_\_\_  
**Commissioner David Stedman**

\_\_\_\_\_  
**Commissioner Nick Biondo**



## GREATER NAPLES FIRE RESCUE DISTRICT FIRE CHIEF REPORT

JANUARY, 2021

REPORTING OFFICER	J. Nolan Sapp, Interim Fire Chief
TYPE	Monthly – Commission
SUBMITTAL DATE	February 5, 2021

### ACTIVITIES REPORT

COVID-19 – EMS Chief Kevin Nelmes has done a great job coordinating testing, supplies, and vaccination efforts for the District. He has been reassigned to the Operations Section for a more efficient response to the member's and community's needs as it relates to COVID-19. The District assisted Everglades City in administering the vaccine to their 65 and older residents. Approximately 70 personnel have received the first dose of the Moderna vaccine and almost half have received their second dose. All personnel working a remote work schedule have returned to their normal work schedule. The front doors of Headquarters are now unlocked with temperature checks still in place for all who enter the building. District meeting rooms are now open for District business only.

Personnel- The District received notice of resignation from Battalion Commander Trent and notice of retirement from FF Joe Crato in April and Lt. Melheim in February. Fire Inspector Meredith resigned and AA Woeste and FF King were both transferred to the position of Fire Inspector in the Fire and Life Safety Section. Interviews have been held for the positions of Firefighter, Mechanic, Administrative Assistant, and Finance Technician.

Promotional Testing- The Professional Development Section has been conducting training for all qualified candidates sitting for the Driver Engineer promotional test. Professional Development will be working with the Local to establish a future test date for Company Officer testing.

Local 2396 Contract Negotiations- Staff was successful in negotiating a tentative agreement with Local 2396 after discussion of concerns raised by the Board. The agreement and MOU regarding a Battalion Chief vacancy will be brought before the Board for ratification.

Fleet – Total repairs for January- \$100,099; Cost for parts \$45,296. Fleet is working with Operations to secure future apparatus replacements.

Hose and Ladder Testing- The Logistics Section completed testing of 64,600 feet of fire hose and 83 ground ladders this month.

LODD- There were 19 firefighter fatalities reported by the United States Fire Administration for the month of January. May they rest in peace.



## GREATER NAPLES FIRE RESCUE DISTRICT FIRE CHIEF REPORT

### MEETINGS AND EVENTS

- Meetings/Events
  - Weekly Command Staff
  - Operations Daily Briefing
  - Collier County COVID-19 Partners
  - County Operations
  - CCEMS
  - Bargaining Sessions
  - Public Safety Chiefs
  - Chief Selection Committee
  - COVID Vaccine
  - SO Intelligence Briefing
  - South Florida Water Management District Meet & Greet
  - ENCA Luncheon
  - CRG/GXP
  - Database Financial
  - Everglades City
  - Personnel Interviews

### PUBLIC PROGRAMS

December Event- 3  
December Contacts- 0  
YTD Events- 3  
YTD Contacts- 0

#### Customer Satisfaction Surveys

Emergency Response- 2  
Fire & Life Safety- 0  
Administrative- 1

### OPERATIONS SECTION

#### Call Volume Statistics- January 2021

Total Incidents	2,325
Total Responses	2,877 (based on all apparatus)
Medical / Rescue	1,422 calls for service
Percentage Medical	61.16%
Fire / Other	903 calls for service
Busiest Response Unit	EN75 337 Incidents



## GREATER NAPLES FIRE RESCUE DISTRICT FIRE CHIEF REPORT

Busiest Day of Week	Friday 397 Incidents
Busiest Time of Day	11:00 to 11:59 142 Incidents
	12:00 to 12:59 142 Incidents
Busiest Station	Sta. 75 309

### FIRE & LIFE SAFETY SECTION

#### Inspection Statistics- December 2020

Permitted Inspections: 706

Occupational/Business Tax License Inspections: 16

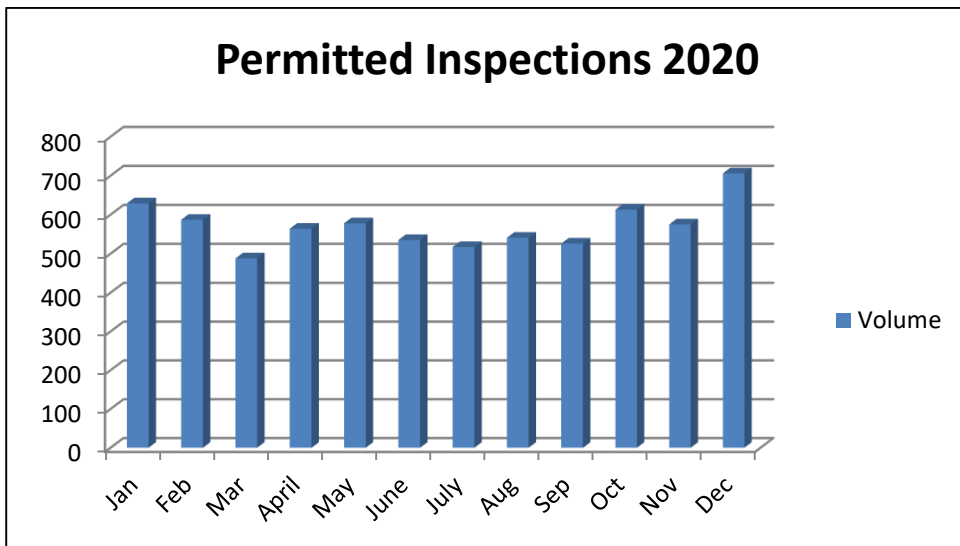
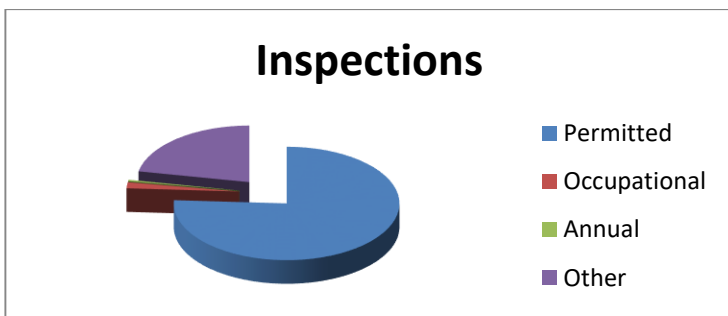
Annual Inspections: 4

Other Inspections: 204

Remote Video Inspections: 80

Average wait time for an inspection in December: 2 Days

Current wait time as of January 12<sup>th</sup>: 2 Days







## GREATER NAPLES FIRE RESCUE DISTRICT FIRE CHIEF REPORT

### **Investigations- December 2020**

Number of fire investigations: 1

Hours spent: 21.25

### **Fire Plans Review Statistics - December 2020**

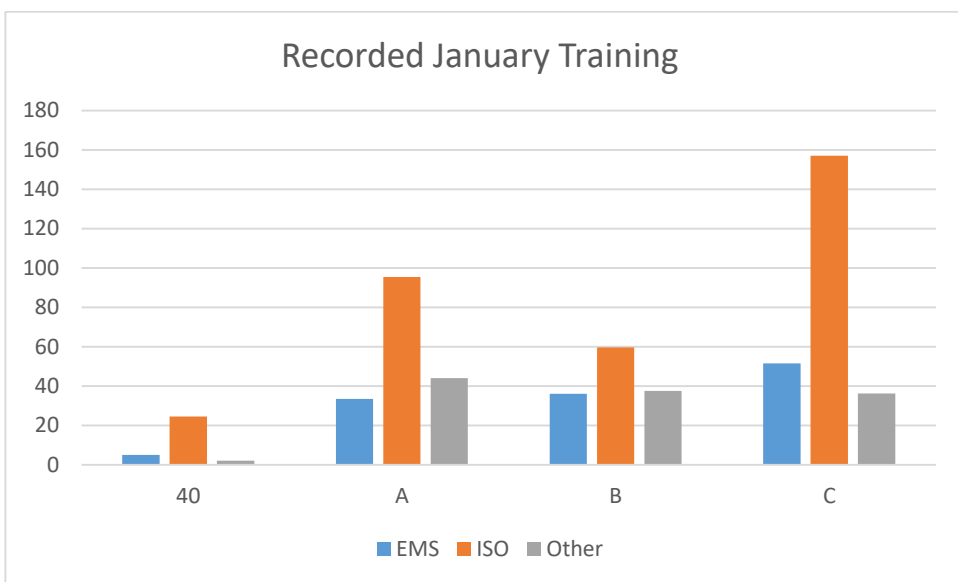
Fire Plan Building Reviews: 446; increase of 43 from November

Site Development/Planning Reviews: 51; decrease of 10 from November

Everglades City Building Reviews: 5; increase of 3 from November

Average Review Time: 2 Days

### **PROFESSIONAL DEVELOPMENT SECTION**





**GREATER NAPLES FIRE RESCUE DISTRICT  
BOARD OF FIRE COMMISSIONERS  
Action Item Worksheet**

**OLD BUSINESS**

**Agenda Item:** II.D.  
**Subject:** White Lake Property Purchase  
**Meeting Date:** February 9, 2021  
**Prepared:** Assistant Chief Wayne J Martin

---

**BACKGROUND:**

The District has a signed Letter of Intent to purchase approximately 10 +- acres of industrial zoned land in the White Lake Corporate Park. The Fire District's agent is Dougall E. H. McCorkle Commercial Associate, Premier Commercial, Inc. 4300 Gulf Shore Boulevard North Naples, FL.

The two parcels are 5.01 +- acres each for a total acreage of 10.02 acres. The properties are lots 17 and 18 of White Lake Corporate Park.

The District has come to an agreement to purchase the property at \$5,300,000 from Plover Group Properties LLC.

Staff sought out professional services to provide the best interest rate and terms for the financing of this property. First Horizon Bank has been selected as the most responsible response to request for proposals. They will finance the project for 10 years at a 2.125 % interest rate with quarterly payments to include principal and interest.

The site will be master planned to include training, fleet, logistics, and a portion to include a headquarters and a life safety facility. The 10 acres will be capable of being a Greater Naples Fire Rescue Complex.

**RECOMMENDATION:**

Staff recommends to purchase ten +- acres in the White Lake Subdivision and accept the financing from Horizon Bank

**FUNDING SOURCE / FINANCIAL IMPACT:**

The First Horizon Bank has agreed to Finance \$4,000,000, the District will use Impact fees for the down payment of \$1,300,000. \$100,000 to be released as good faith down payment while due diligence takes place.



**GREATER NAPLES FIRE RESCUE DISTRICT  
BOARD OF FIRE COMMISSIONERS  
Action Item Worksheet**

**OLD BUSINESS**

**Agenda Item:** II.D.  
**Subject:** White Lake Property Purchase  
**Meeting Date:** February 9, 2021  
**Prepared:** Assistant Chief Wayne J Martin

---

**POTENTIAL MOTION:**

I move to authorize the Chair to sign a contract for the purchase of parcels 17 and 18 of White Lake Corporate Park for a total acreage of 10.02 acres for a total of \$5,300,000, and authorize the District release \$100,000 for a down payment as due diligence takes place, and authorize the Chair to sign the Commitment Letter with First Horizon Bank to Finance \$4,000,000 at 2.125 % interest for 10 years.

## MEMORANDUM OF UNDERSTANDING (MOU)

### Battalion Commander/Battalion Chief Positional Vacancies

- I. The Greater Naples Fire-Rescue District, or "District", in cooperation with IAFF Local 2396, Collier Professional Firefighters & Paramedics, or "Union" have reached through the collective bargaining process the following mutual covenants related to filling the vacancy in the Battalion Commander/Battalion Chief Position created by a recent resignation.
- II. This MOU shall supersede any current contract language in conflict with the provisions provided below. This MOU begins upon ratification of the Union and the Board of Commissioners and ceases with the first District Battalion Commander/Battalion Chief promotional exam under the successor agreement that takes effect the first pay period of June 2021, which begins May 31<sup>st</sup> of that year.
- III. Battalion Commander/Battalion Chief Vacancy: The vacancy of Battalion Commander/Battalion Chief position will be filled through a competitive independent Board of evaluators from outside agencies within Collier County that have achieved the rank of Battalion Chief or above ranging from three to five evaluators. The evaluators will ask a range of questions to the candidates and score their responses. All candidates shall receive the same questions scored by the same evaluators. A facilitator shall be present to aid the evaluators in understanding the Fire District policies, guidelines, operations, and culture of the District. The Fire Chief or their designee shall choose the evaluators with consultation with the Union.
- IV. Qualifications and Request for Consideration: The following conditions must be met in order to be considered for the position of Battalion Commander/Battalion Chief.
  - A. Request for Consideration: An employee wishing to be considered for the position of Battalion Commander/Battalion Chief will submit a professional resume in a timely manner as determined by the Fire Chief or their designee. The resume will be provided to each evaluator at the time of interview. Evaluators will review the employee's resume, and may ask questions as desired.
  - B. Time-in-Service/Time-in-Rank: An employee wishing to be considered for the position of Battalion Commander/Battalion Chief will have a minimum of 14 years continuous service with the District. The employee will be currently serving as a Shift Lieutenant or Shift Station Captain within the organization with a minimum of 4 years' experience. These requirements will be met at time of resume submission.
  - C. Fire Service Qualifications: The employee at the time of submitting a resume will have an Associate degree from an accredited college, or seeking an Associate degree from an accredited college (copy of transcript shall be provided). The employee will be a State of Florida Fire Officer II, and State of Florida Fire Instructor I.

2-2-21

JB 2-2-21

D. Preference Points: The following preference points will be added to the candidates average score at the completion of the evaluation:

1. State Fire Officer III = .25 point
2. State Fire Officer IV = .50 points
3. State Fire Instructor II = .25 point
4. State Fire Instructor III = .50 points
5. Previous experience as an Alternate Battalion Chief = 1.0 point

E. Resume: An employee shall provide all the certifications for preference points in their resume. Certifications will not be accepted after the employee has submitted their resume.

V. Candidate Listing: At the completion of the interview process, the combined average score from the Board of Evaluators and the employee's preference points will be added together to establish their listing of eligibility for promotion to the Battalion Commander/Battalion Chief Vacancy. This list shall continue and be in effect until the District provides a comprehensive promotional exam under the provisions of the successor agreement. Any vacancy in a position of Battalion Commander/Battalion Chief will be filled from this list if they occur prior to the District providing notification of testing under agreement.

VI. Fire Chief Selection: The Fire Chief may choose between the top two candidates for a position. The Fire Chief may interview the top two candidates in order to make the promotional consideration. It is at the Fire Chief's discretion that the vacancy will be filled.

VII. Maintenance of Position: Any employee promoted to the position of Battalion Commander/Battalion Chief will achieve within 4-years from the date of appointment a Bachelor Degree from a Nationally Accredited College or Regional Association, and a State of Florida Fire Instructor III Certification. Any employee accepting the promotion does so with the understanding that they will meet the requirements under contractual agreement with the District. Failure to achieve or maintain qualifications will result in the demotion to the rank previously held by the employee. This provision is only applicable to those promoted under its provisions.

*JB* 2/2/21

*JB* 2/2/21