



GREATER NAPLES FIRE RESCUE DISTRICT FIRE CHIEF REPORT

DECEMBER, 2024

REPORTING OFFICER	Chris Wolfe, Fire Chief
TYPE	Monthly – Commission
SUBMITTAL DATE	January 3, 2025

ACTIVITIES REPORT

Facilities:

- Station 60: The crews have moved back into the older station. The temporary trailer has been removed, and construction meetings have begun for the new facility.

Grants:

- The District has submitted an AFG grant for Portable Radios.
- HMGP Grant is still awaiting the Sub recipient agreement from FDEM, but FEMA has approved the grant.
- The District has received some of the FEMA Hurricane Ian claims and Lingering COVID claims.

Personnel:

- Retirement/Resignations: DE Brian Hennessy has tendered his retirement notice effective January 5, 2025.
- Promotions: Ongoing preparation for the upcoming Driver/Engineer and Battalion Chief testing is underway. This process will conclude in February and late January respectively.
- Recruitment:
 - Operations:
 - Firefighter recruitment has concluded. The candidates went through a process that included a written exam, a panel interview, a Deputy Chief Interview, and a Fire Chief Interview. The District has made conditional job offers to 24 candidates who will complete a background, drug screening, and medical physical exam. In the event any of the candidates are not successful or recant their acceptance, we have an established list of alternate candidates. They will begin the Recruit Academy in mid-February.
 - Finance: The District is in the final steps of a needs assessment to fill the vacancy for payroll.

Toy Drive: The Annual Christmas Cheer Toy Drive was a huge success! We were able to give toys and bring joy to more than 7,500 children in Collier County this year thanks to the generosity of our donors, volunteers, and community partners.

Executive Staff Workshop: Recently, our executive leadership team met to create and establish a working document on how our non-CBA employees work through their respective pay ranges. When the final draft is completed, we will schedule small group meetings to review with our staff. Additionally, we were able to identify some additional positions that the District might need in the future.

Station Leases: We are still working with Collier County to establish current leases for shared stations. It is our understanding they are working with another fire department to establish a base template. Additionally, the lease between the District and City of Everglades should be completed soon.



GREATER NAPLES FIRE RESCUE DISTRICT FIRE CHIEF REPORT

MM 63 Update: Staff continues to work with FDOT to finalize the 5-year Capital plan. We will begin providing ALS services on January 1, 2025. We are working with Collier County to determine that their long-range plans are for servicing that area of the county. If this includes a desire to request facility space, we will work with our legal counsel to determine what options are available.

Apparatus Update

- New Engine 60 is in the final stages of equipment mounting and training.
- New Brush Trucks have been delivered and are in the district being equipped, and training has been conducted. We anticipate these units will be in service within 60 days.
- The new Ladder has been delivered, staff is working with the vendor to schedule training.

DISCUSSION ITEMS

- Strategic Planning Workshop, January 28, 2025 at 0900 hrs.

MEETINGS AND EVENTS

- Bi-weekly Command Staff
- Weekly Station 74 coordination calls
- Region 6
- East Naples Civic & Commerce
- Golden Gate City Association
- Collier GIS workgroup

LODD- There were 4 firefighter fatalities reported to the United States Fire Administration in the month of December. To date, there have been 61 LODDs reported to the US Fire Administration in 2024. May they rest in peace.

PUBLIC PROGRAMS

December Events- 26
YTD Events- 236

OPERATIONS

Basic Incident Type Category	Jan.	Feb	Mar	Apr	May	Jun	Jul	Aug	Sep	Oct	Nov	Dec	Total	Percent
*N/A	24	38	38	30	34	23	22	50	39	27	14	10	349	1.16%
1 - Fire	26	33	40	47	46	25	23	16	31	31	25	17	360	1.19%
2 - Overpressure Rupture, Explosion, Overheat (No Fire)	2	2	1	0	0	0	0	1	0	0	0	0	6	0.02%
3 - Rescue & Emergency Medical Service Incident	1,781	1,700	1,902	1,622	1,520	1,435	1,379	1,461	1,393	1,464	1,459	1,572	18688	61.91%
4 - Hazardous Condition (No Fire)	25	27	26	19	35	29	37	36	70	166	38	27	535	1.77%
5 - Service Call	237	270	241	289	223	210	241	215	212	262	211	234	2845	9.42%
6 - Good Intent Call	486	472	492	489	424	395	397	410	422	584	446	472	5489	18.18%
7 - False Alarm & False Call	187	111	131	116	149	169	181	191	157	204	146	157	1899	6.29%
8 - Weather	0	0	0	0	2	3	1	3	1	1	0	0	11	0.04%
9 - Special Incident Type	0	0	1	0	0	0	1	0	0	1	0	1	4	0.01%
Total Summary	2768	2653	2872	2612	2433	2289	2282	2383	2325	2740	2339	2490	30186	
Responses by Day Average	89.3	91.5	92.6	87.1	78.5	76.3	73.6	76.9	77.5	88.4	78.0	80.3	110.2	
Responses by Station Average	173	166	180	163	152	143	143	149	145	171	146	156	1887	
Medical vs. Fires and Other Calls	64.34%	64.08%	66.23%	62.10%	62.47%	62.69%	60.43%	61.31%	59.91%	53.43%	62.38%	63.13%	61.91%	



GREATER NAPLES FIRE RESCUE DISTRICT FIRE CHIEF REPORT

Call Volume Statistics - Decemeber 2024	
Total Incidents	2490
Medical/Rescue	1,572
Medical Percentage	63.13%
Fire/Other	918
Busiest Station	Station 70 - 309 Incidents
Busiest Apparatus	Engine 75 - 340 Responses
Busiest Day of Week	Tuesday - 424 Incidents
Busiest Time of Day	0900-0959 - 159 Incidents

FINANCE

End of Fiscal Year 2023-2024:

Fiscal Year 2023-2024 has been closed.

- Resolution
 - o In the December meeting, the Board was advised that \$4,476.95 in Purchase Order expenses were left open. Those expenses are now closed out; they were reconciled by the offset on the expenditure & liabilities and equity sections of the ledger.

Hurricanes:

The District continues to actively working with FEMA and FDEM to file claims related to both Storms.

- Hurricane Milton claims will be approximately \$400,000.
- Hurricane Helene claims will be approximately \$125,000.

These estimates do not include roughly \$345K in mutual assistance that should be reimbursed by FDEM.

- The \$345K in mutual assistance also contains a \$42K reimbursement claim for Hurricane Debbie.

FDEM reimbursements will directly offset substantial OT charges to the FY25 budget.

- Once the funds are received a budget amendment will be submitted for Board approval to adjust the budget to reflect the reimbursement.

Cash on Hand

The District ended the month of December with \$60.7M in Cash on Hand. Consisting of:

- \$42.3M in the general fund.
- \$2.1M in general fund reserves.
- \$9.5M in impact fees.

December Revenue Highlights:

The District received the following significant revenues in December:

- We have received approximately 85% of budgeted Revenues.
- \$35.1M in AD Valorem.
- \$335K for FY22-23 Ochopee Management Fees
- \$84K in Fees for Services.
- \$885K in Federal Grant Reimbursement.
- \$43K in Firefighter Supplemental Income
- \$124K in General Fund Interest.
- \$107K in Impact Fees.
- \$28K in Impact Fee Interest.



GREATER NAPLES FIRE RESCUE DISTRICT FIRE CHIEF REPORT

FY 2024-2025 Budget

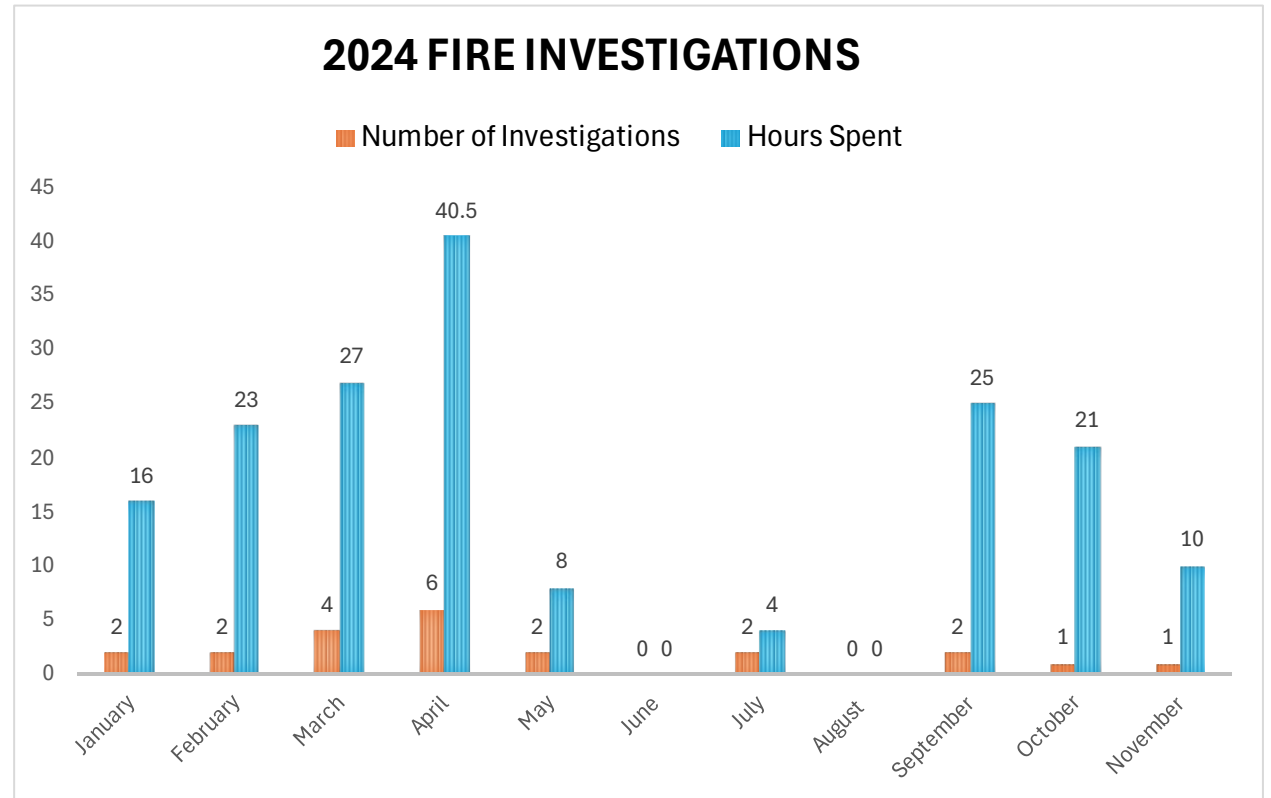
The District has spent 25% of budgeted expenditures for FY 24-25.

- With the accrual of expenses from the current fiscal year into the prior fiscal year, many expense categories have significantly updated. The impact of the accrual is shown as:
 - o Negative monthly commitments
 - o Reductions in % commitments and overages.

Fire & Life Safety Section



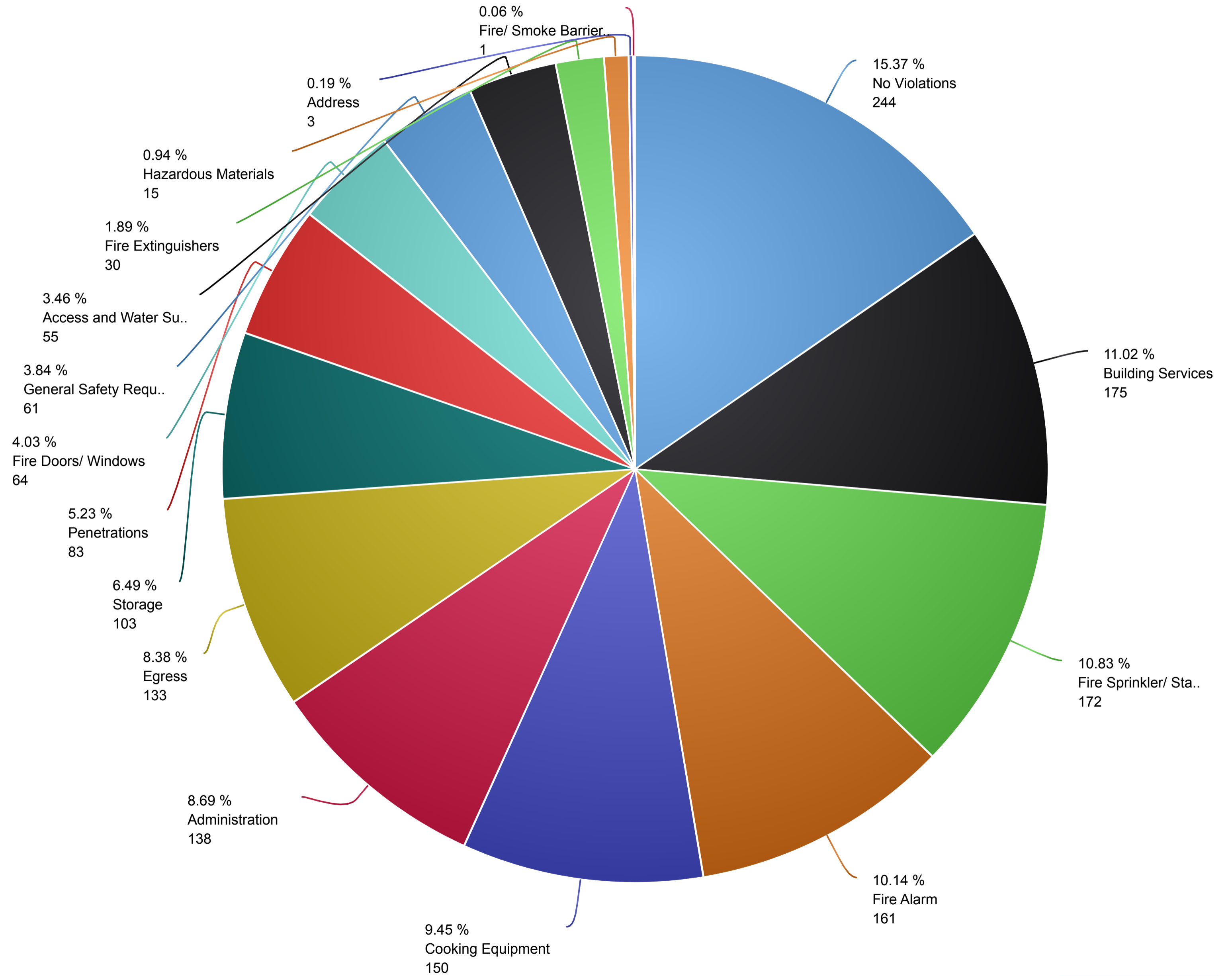
Community Risk Reduction Week January 20th - January 26th, 2025



Average wait time for an inspection in December:
3 Days Current wait time as of January 3rd: 3 Days
Zero investigations in December

December Completed Inspection Violations

- No Violations
- Building Services
- Fire Sprinkler/ Standpipes
- Fire Alarm
- Cooking Equipment
- Administration
- Egress
- Storage
- Penetrations
- Fire Doors/ Windows
- General Safety Requirements
- Access and Water Supply
- Fire Extinguishers
- Hazardous Materials
- Address
- Fire/ Smoke Barriers

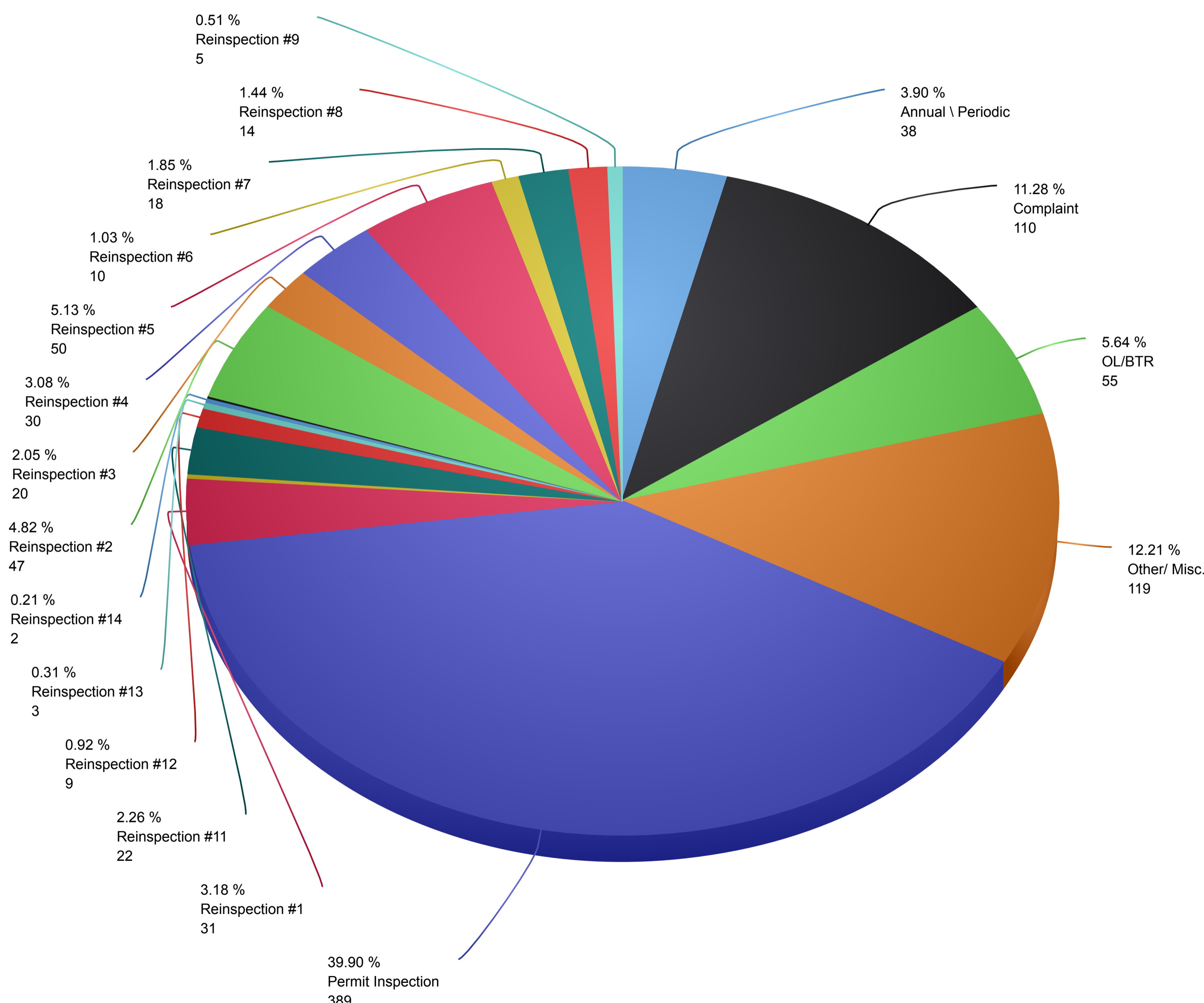


Total of Violation Type: 1,588

Inspection Visit History by Inspection Type

12/01/2024-12/31/2024

- Annual \ Periodic
- Complaint
- OL/BTR
- Other/ Misc.
- Permit Inspection
- Reinspection #1
- Reinspection #10
- Reinspection #11
- Reinspection #12
- Reinspection #13
- Reinspection #14
- Reinspection #16
- Reinspection #2
- Reinspection #3
- Reinspection #4
- Reinspection #5
- Reinspection #6
- Reinspection #7
- Reinspection #8
- Reinspection #9

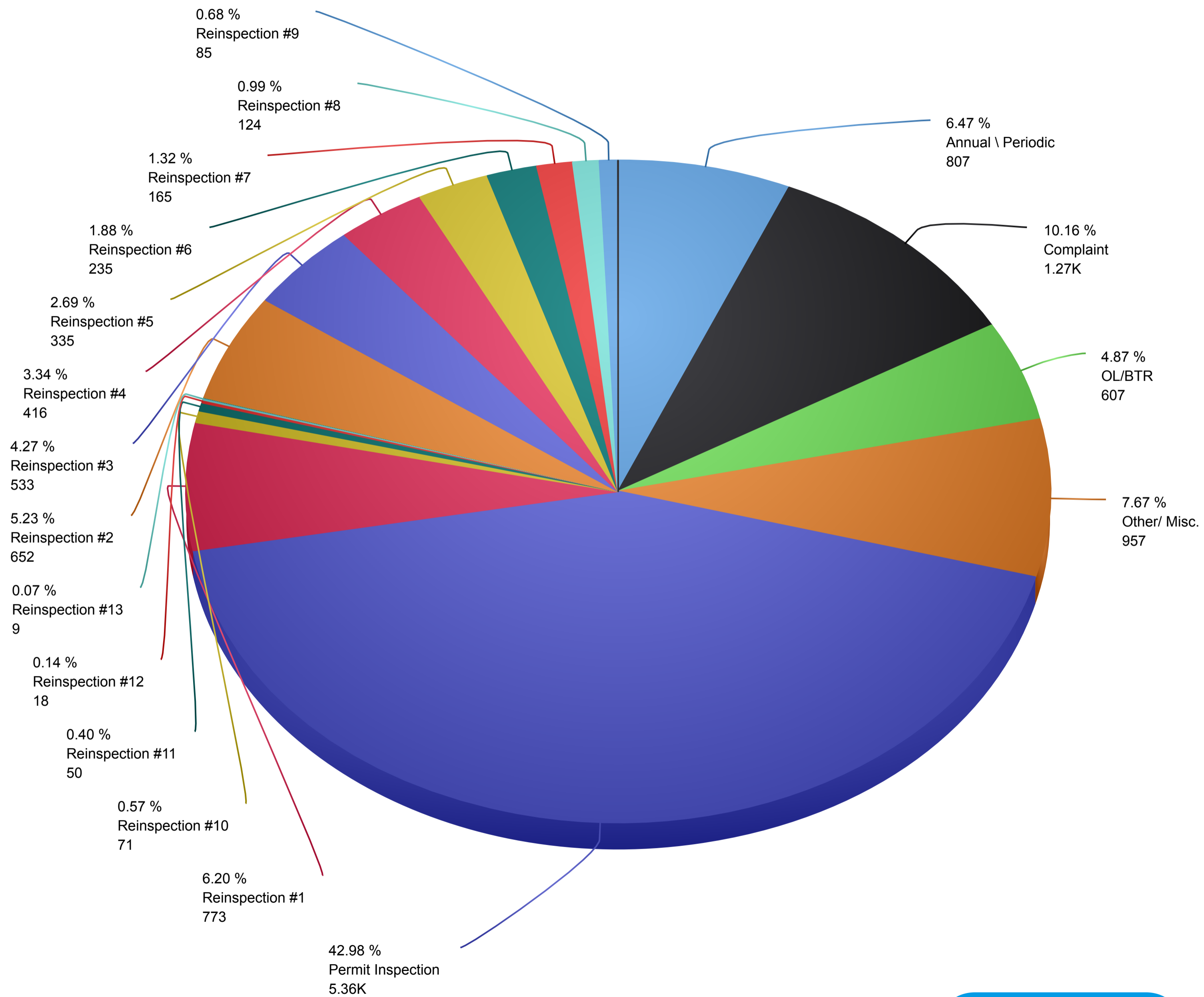


Total of Inspection Type: 975

Inspection Visit History by Inspection Type

01/01/2024-12/31/2024

- Annual \ Periodic
- Complaint
- OL/BTR
- Other/ Misc.
- Permit Inspection
- Reinspection #1
- Reinspection #10
- Reinspection #11
- Reinspection #12
- Reinspection #13
- Reinspection #14
- Reinspection #15
- Reinspection #16
- Reinspection #2
- Reinspection #3
- Reinspection #4
- Reinspection #5
- Reinspection #6
- Reinspection #7
- Reinspection #8
- Reinspection #9
- Request



Total of Inspection Type: 12,470